896312

Valley Cu.

April 1970

Underground

Sample locns &

Notes.

WJ McMillan

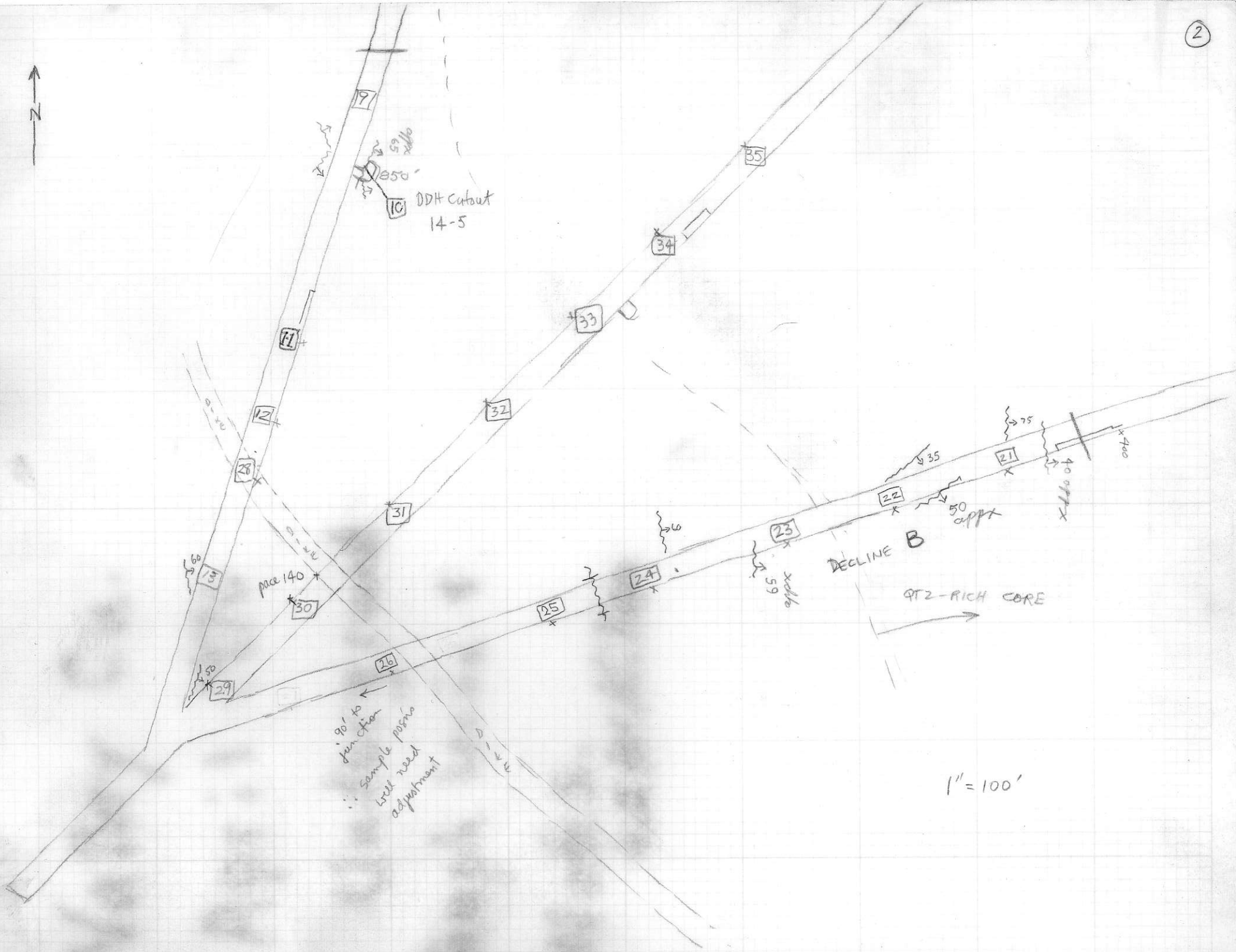
N
DDH Cutout
14-5
DECLINE B
QTZ-RICH CORE
pace 140
90' to junction
∴ sample posns will need adjustment
1" = 100'

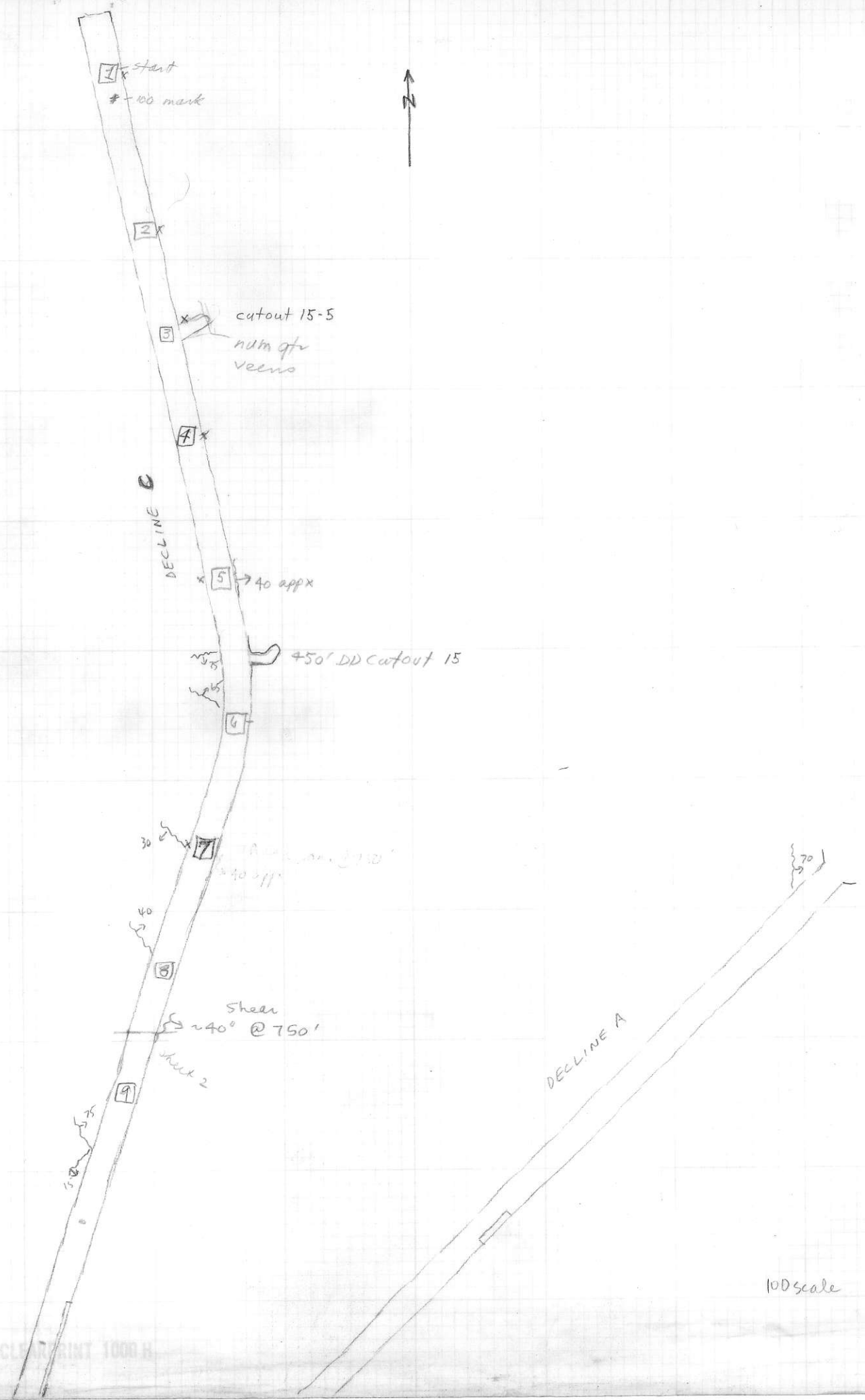

PRINTED ON CLEARPRINT 1000 H

PRINTED ON CLEARPRINT 1000 H

9 APRIL '70

Start at end of DECLINE ~~B~~ C where drilling is in progress
(noisy!)

~50' fm drillers

ck rel fresh qtz eyes bi books
crossed by 1/4" sericite stringers which are cut off by
a 1" qtz vein

Looking Eastward

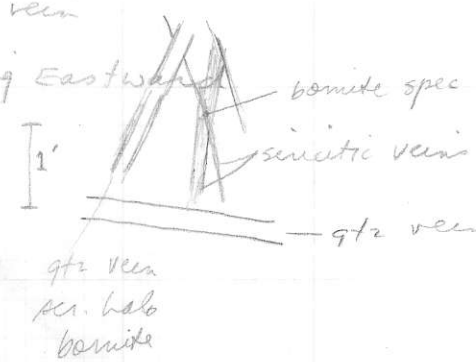

qtz vein trace bornite no ser. halos

qtz veins, sericite veins have several
trends and ~~define~~ outline triangular
fragments

sample 1

~75' Three qtz veins int. at 60° angles the steep angle
NE dipping one has cpy bornite sericite
but elsewhere others are mineralized
some yellowish fs altn and considerable
pink staining here

start cnt — 80' from drill ~~E~~
fm 0 here
1st hundred marking
two samples fm 75' cached.

qtz veins 15-20% avg 1/2 feet
sericite veins steep one every inch or two
south dipping one every 4-8"
overall 15% of rock

85 SE dip shear zone ≈30°

PRINTED ON CLEARPRINT 1000 H

Decline c 9/april/70

100 Frequency of qtz veins + sericite veins down to ~10% each

To here pink veining or pink halos (~~on the veins~~) have accom. sericite veining

south dipping fracts. predom. + another S-dipping shear occurred.

sample 2

rel low freq of qtz veining continues to ~~190~~ 170'

~~190~~ 170 where there is a DDH cutout on the east wall

Local zones of intense sericite altn and local concns of qtz veins occur in the cutout

sample 3

sample vuggy, fairly well min with dissem blebs of cpy, bornite (sulphides fill vugs)

270 Qtz veins rel scarce, often with some Kspar X/s in them. Almost all have some sericitic halo sericitic veins are sparse (a few a foot) but pink staining of CR is general

275 Pink staining uncommon

300 Qtz veins 1 every several feet
Sericite veins uncommon
Rock rel fresh altho fs pink or pale yell grn

sample 4

larger spec placed under 40 mark on E side of adit

PRINTED ON CLEARPRINT 1000 H

Decline C 9/april/70

by 320 sericite veins are a few a foot as are thin
pink - haloed qtz veins
CR as at 300

340 qtz vein has pockets of sericite / cpy / bornite

370 Stn 23C almost at ~~tur~~ corner in decline

400 shear zone dips ~ 40° Eastward (timbered)
exposed in east wall

adjac to the shear the CR is more shattered and has more veins.

sample 5	west wall

450' DDH cutout east wall
making lots of water
Rock with yellowish - altered fs
rel fresh qtz eyes Bi books

470 pink stained zone
for 5' then back to rock like at 450'

* * * EVERYWHERE THE ROCK IS FRACTURED AND/OR VEINED ON INCH TO FOOT SCALE PRODUCING TRIANGULAR TO RHOMB - SHAPED FRAGMENTS * * *

480 - 500 pink stain again - assoc with qtz + ser. veining
& where pink stain prominent veining prominent.

sample 6

PRINTED ON CLEARPRINT 1000 H

Decline C 9/april/70

at 550' there is a bi-rich zone which wedges out downward and is interupted locally by zones with same compsn as CR - seen on both walls but not on roof.

Dips - vertical on SE wall
- 60° north on NW wall

600 Pink staining + qtz veining prominent
Thicker (inch or thereabouts) qtz veins
2-3' spacing pink stain pervasive locally

Sample 7

630 Fs yellowish to pale green
sericite veinlets on several inch scale
qtz veins several feet apart generally
pink altn along some thin ones

670 Kspar in some qtz veins seems to be late-stage - open space fillings

700 a bken zone so sample taken fm west wall

Sample 8

730 The rock has rhomks a few inches to a foot across bounded by sericite veins and cut by mineralized qtz veins



750 Shear zone gouge 2' strike subparallel to decline dip ~40 E

800 Shear zone gouge 2' " " " "

Sample 9

PRINTED ON CLEARPRINT 1000 H

800

Decline c
9 april 70

810 Sericite veins 6-8" apart, one thick qtz vein 4-6" wide
Shear zones 1-2" gouge subparallel & normal to wall

855 DD cutout
Fault surface strike ∥ to back of cutout
dips 60-70° easterly — slickensides ⊥ to strike
suggest HW moved down.
Mineral. qtz veins get sheared in the shear zones ∴ shears later
Some rock pink stained some with yellow alt. fs.
[Sample 10]

900 Fs. yellow altn
sericite veins — several inch scale
qtz veins 10's of feet apart

1000 Qtz veins continue to be rel. scarce (unless the dirt on the walls hides them)
sericite veins on few inch scale
[sample 11]
fs alt yellow, some pink stain

1025-1050 Timbered
Qtz veins again are rel. common
Possibly on several foot spacing) walls very dirty
1060 samples showing qtz eyes + cpy in qtz vein

1100 Shear zone
carried on looking for DIKE [Sample 12]

PRINTED ON CLEARPRINT 1000 H

Decline C
9 april 70

1200 Between 11 + 100 are fairly numerous qtz veins and pods(?) some are several ft across ?

Apparently, I missed the porphyry dike.

sample 13

mineralized qtz vein
and sheared sericitized ~~not~~ mineralized rock

1275 Intersection with decline A

* posns of samples shown must be corrected for pace error *

PRINTED ON CLEARPRINT 1000 H

April 10/70
Decline B

50' from face (zero pace) Rock scruffy & sheared - looking (pretty dirty face)
Lots of qtz, sericite
~~cpy~~ minl in qtz
Fair bit of kspar, pink yell-grn
veining on inch scale

sample 14

pace 80 The rock is fairly fresh and has thin qtz veins every 4-6" Trends of veins variable.

100 a shear crosses the decline and dips steeply toward the SE.

sample @ 90' sample 15

Pink altn around qtz veins
Some veins are mantled by a zone of argillic altn

165 Diamond drill ~~cutout~~ 12-5
The rock is rel fresh (bi preserved) with numerous (several inch scale) qtz - sericite veins. The rock has a pronounced sheeting

sample 16

0 pace again

80 Rather thick (inch to several inches) qtz kspar veins and some quartz pods several ft long with vugs are common
Cpy veins occur with some

105 Lots of sericite
Minl cpy and barite

sample 17 @ 105

180 Shear dips down decline strikes at large ∠ to it

PRINTED ON CLEARPRINT 1000 H

Decline B
10 April 70

something went wrong with the pacing - I am on the lower part of the bend in the decline at 200 paces fm the DD cutout.

Lots of qtz veins cpy mnlin

Pink altn sericite altn argillic altn

sample 18

250 Rounded the corner

Timbered - faulting suggested by muck which looks almost like soil

The rock at 270 looks almost fresh away fm the various veins cutting it.

300 apart fm green sericitized "spots" the rock looks fresh. Cpy sericite veins cut it as qtz veins. Qtz vein spacings about foot-scale.

sample 19

350 Sheeting occupied by qtz & sericite veins on inch scale. Strike nearly ⊥ to decline dip ~ 65° E.

400 Sheeting absent blocky jointing on foot-scale

The rock is fairly mafic & still now has numerous qtz veins

sample 20

440 Mafic content back to normal

455 Shear zone

strike sub ⊥ to decline 8" of gouge

dip 40°

500 Fault zone - timbered

adj. to the fault the rock is hard and brittle-veined but relatively fresh

sample 21

PRINTED ON CLEARPRINT 1000 H

Decline B
10 April 70

500 —

540 Shear zone and local intense pink alta

600 Extensive qtz veining + pink stain. and shearing. The C.R. is intimately fractured

sample 22

700 The rock is fresh in some places, chloritized + cut by sericite-rich veins in others.

sample 23

730 Shear zone strikes @ right ∡ to decline dips 65° Easterly.

800 Timbered

The % qtz veins very deffecult to determine - walls dirty

~~40~~ 825 Bi chloritized otherwise fresh cut by sericite veinlets

sample 24

Have been out of the qtz core for some time qtz veining consid. diminished

870 vert shear ⊥ to decline 1' of gouge

915 Rock has chloritized biotite + is cut by sericite veins but otherwise is very fresh

sample 25

1010 Pink stained sericite veined locally reduced to gouge rock.

sample 26

1100 In with Decline A

PRINTED ON CLEARPRINT 1000 H

Decline A
10/april/70

Before starting A, I went to the end of C, flagged two specimens and collected Sample 27 a buff qtz-eye porphyry from the 1300 foot area (on the west wall)

On the way back up, I got a sample of the porphyry dike which occurs 200' from the jn with A. Sample 28

Pace 0 bottom of decline A

25 The rock is qtz and sericite veined but rel. fresh away fm veins (bi sl. chlor.) Sample 29

130 The rock is too dirty to see anything but the sample is a qtz-veined bi-rich Bethsaida I would guess it is a lens or pod.

Sample ~~29~~ 30

140 Porphyry Dike - sampled last year

230 Some rock rel. fresh some intensely altered (argillic altn) Sample 31

250-300 Timbered

350 Argillic altn intense at least locally

Sample 32

PRINTED ON CLEARPRINT 1000 H

Decline A
10/apr/70.

More timber to 400

450 sample 33

Rock rel fresh but with qtz + sericite veinlets

480 DD Cutout

550 Rock has green ser. altn of fs + sericite + qtz veins sample 34

650 Rel fresh but closely fractured rock

sample 35

815 Portal

Sheared slickensided rock
strike subparallel to decline
dip 65° Easterly slickensides ∥ dip

sample 36

PRINTED ON CLEARPRINT 1000 H