
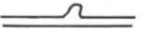
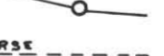






Figure 26
 BUENA VISTA MINING Co., LTD.
 PLAN OF BIG MISSOURI MINE

LEGEND

-  stoped areas
-  adits
-  corner posts
-  raises
-  cross cut

SCALE 0 50 100 150 200 250 FEET

(Adapted from mine drawings)

