VANGEOCHEM LAB LTD.
1521 PEMBERTON AVE.,
NORTH VANCOUVER, B.C.,
CANADA V7P 2S3

841539

Huston
M-502

TELEPHONE: 986-5211
AREA CODE: 604

• *Specialising in Trace Elements Analyses* •

Certificate of Geochemical Analyses

–IN ACCOUNT WITH–
Chevron Standard Ltd.
901, 355 Burrard Street
Vancouver, B. C. V6C 2G8
Attention:

Report No: 80-30-004 Page 1 of 11
Samples Arrived: June 9, 1980
Report Completed: June 18, 1980
For Project: M502
Analyst: E.T. & VGC Staff
Invoice # ~~5556~~ 5561 Job # 80-067

Sample Marking	Cu ppm	As ppm	Au ppb			
BL E 10H	71	25	40			
11	256	4	20			
12	84	10	20			
13	62	10	20			
14	5	2	10			
15	12	4	10			
16	48	4	nd			
17	9	4	20			
18	8	4	10			
19	89	20	30			
BL E 20H	6	10	20			
E14N 0+50H	13	2	40			
1+00	79	25	20			
+50	10	10	30*			
2+00	96	10	nd			
+50	69	4	20			
3+00	157	10	20			
+50	66	4	30			
4+00	142	4	20			
+50	83	4	40			
5+00	123	10	50			
+50	47	4	40			
6+00	206	10	20			
+50	56	2	30			
E14N 7+00H	71	4	30			
E21N 0+50H	14	20	nd			
1+00	4	2	10			
+50	2	4	10			
2+00	4	4	nd			
+50	32	10	nd			
3+00	20	20	30			
+50	16	20	30			
4+00	37	10	10			
+50	79	10	30			
5+00	38	4	30			
+50	94	10	60			
E21N 6+00H	69	10	30			
E23N 0+50H	29	25	30			
E23N 1+00H	21	20	nd			

REMARKS: * sample repeated for analysis & checked O.K.

Signed: _____

% Mo x 1.6683 = % MoS_2 1 Troy oz./ton = 34.28 ppm 1 ppm = 0.0001% nd = none detected ppm = parts per million

All values are believed to be correct to the best knowledge of the analyst based on the method and instruments used.

MASTER PRINTING LTD.

VANGEOCHEM LAB LTD.
1521 PEMBERTON AVE.,
NORTH VANCOUVER, B.C.,
CANADA V7P 2S3

TELEPHONE: 986-5211
AREA CODE: 604

• *Specialising in Trace Elements Analyses* •

Certificate of Geochemical Analyses

–IN ACCOUNT WITH–

Chevron Standard Ltd.

Attention:

Report No: 80–30–004 Page 2 of 11
Samples Arrived:
Report Completed:
For Project:
Analyst:

Sample Marking	Cu ppm	As ppm	Au ppb			
E23N 1+50H	41	10	nd			
2+00	44	15	30			
2+50	119	35	nd			
3+00	142	40	nd			
3+50	56	50	nd			
4+00	92	30	nd			
4+50	90	25	nd			
5+00	77	4	10			
5+50	11	2	nd			
E23N 6+00H	84	10	nd			
E25N 0+50H	35	2	30			
1+00	19	10	nd			
1+50	19	2	nd			
2+00	79	35	nd			
2+50	107	150	10			
3+00	11	10	nd			
3+50	144	100	10			
4+00	98	35	nd			
4+50	14	4	nd			
5+00	15	10	nd			
5+50	79	80	nd			
E25N 6+00H	21	60	40			
E27N 0+50H	47	60	nd			
1+00	26	15	nd			
1+50	89	150	nd			
2+00	64	150	nd			
2+50	55	35	20			
3+00	101	30	20			
3+50	240	35	nd			
4+00	84	15	nd			
4+50	68	15	nd			
5+00	18	80	nd			
5+50	40	60	nd			
E27N 6+00H	207	100	nd			
E27S 0+50H	126	400	nd			
1+00	10	10	10			
1+50	125	50	10			
2+00	73	80	nd			
E27S 2+50H	32	80	nd			

REMARKS:

Signed: _____

% Mo x 1.6683 = % MoS_2 1 Troy oz./ton = 34.28 ppm 1 ppm = 0.0001% nd = none detected ppm = parts per million

All values are believed to be correct to the best knowledge of the analyst based on the method and instruments used.

MASTER PRINTING LTD.

VANGEOCHEM LAB LTD.
1521 PEMBERTON AVE.,
NORTH VANCOUVER, B.C.,
CANADA V7P 2S3

TELEPHONE: 986-5211
AREA CODE: 604

• *Specialising in Trace Elements Analyses* •

Certificate of Geochemical Analyses

–IN ACCOUNT WITH–

Chevron Standard Ltd.

Attention:

Report No: 80-30-004 Page 3 of 11
Samples Arrived:
Report Completed:
For Project:
Analyst:

Sample Marking	Cu ppm	As ppm	Au ppb			
E27S 3+00H	4	4	nd			
3+50	59	80	nd			
4+00	30	6	nd			
4+50	101	35	nd			
5+00	103	150	nd			
5+50	58	4	nd			
6+00	25	80	nd			
6+50	37	15	nd			
E27S 7+00H	28	4	nd			
E28N 0+50H	3	2	nd			
1+00	98	400	20			
1+50	81	150	nd			
2+00	33	50	10			
2+50	124	60	10			
3+00	108	50	nd			
3+50	98	25	nd			
4+00	2	4	nd			
4+50	61	80	20*			
5+00	38	10	nd			
5+50	66	50	nd			
E28N 6+00H	29	150	nd			
E28S 0+50H	89	80	10			
1+00	4	2	nd			
1+50	114	35	nd			
2+00	195	100	30			
2+50	20	15	nd			
3+00	53	40	nd			
3+50	57	30	nd			
4+00	59	50	nd			
4+50	111	200	nd			
5+00	28	80	nd			
5+50	17	40	nd			
6+00	11	50	nd			
6+50	107	30	nd			
E28S 7+00H	56	10	nd			
E29N 0+50H	84	100	20*			
1+00	105	200	700*			
1+50	27	40	nd			
E29N 2+00H	54	10	nd			

REMARKS: * sample repeated for analysis & checked O.K.

Signed: _____

% Mo x 1.6683 = % MoS_2 1 Troy oz./ton = 34.28 ppm 1 ppm = 0.0001% nd = none detected ppm = parts per million

All values are believed to be correct to the best knowledge of the analyst based on the method and instruments used.

MASTER PRINTING LTD.

VANGEOCHEM LAB LTD.
1521 PEMBERTON AVE.,
NORTH VANCOUVER, B.C.,
CANADA V7P 2S3

TELEPHONE: 986-5211
AREA CODE: 604

• *Specialising in Trace Elements Analyses* •

Certificate of Geochemical Analyses

–IN ACCOUNT WITH–
Chevron Standard Ltd.

Attention:

Report No: 80–30–004 Page 4 of 11
Samples Arrived:
Report Completed:
For Project:
Analyst:

Sample Marking	Cu ppm	As ppm	Au ppb			
E29N 2+50H	27	50	nd			
3+00	48	2	10			
3+50	196	50	nd			
4+00	98	150	nd			
4+50	52	50	440*			
5+00	177	300	80			
5+50	122	150	nd			
E29N 6+00H	64	60	nd			
E29S 0+50H	82	80	nd			
1+00	52	4	20			
1+50	9	10	nd			
2+00	131	10	10			
2+50	84	150	30			
3+00	7	10	nd			
3+50	5	4	10			
4+00	5	2	10			
4+50	4	4	nd			
5+00	22	80	nd			
5+50	126	150	nd			
6+00	121	150	nd			
6+50	98	80	nd			
E29S 7+00H	66	4	40			
E30N 0+50H	----	No Sample	----			
1+00	18	2	nd			
1+50	35	80	nd			
2+00	24	60	nd			
2+50	13	25	40			
3+00	86	80	30			
3+50	101	60	10			
4+00	24	300	80*			
4+50	17	35	10			
5+00	34	50	nd			
5+50	3	2	nd			
6+00	7	4	20			
6+50	116	35	nd			
E30N 7+00H	150	50	10			
E30S 0+50H	138	80	30			
1+00	207	80	30			
E30S 1+50H	139	400	30			

REMARKS:

* sample repeated for analysis & checked O.K.

Signed: _____

% Mo x 1.6683 = % MoS_2 1 Troy oz./ton = 34.28 ppm 1 ppm = 0.0001% nd = none detected ppm = parts per million

All values are believed to be correct to the best knowledge of the analyst based on the method and instruments used.

MASTER PRINTING LTD.

VANGEOCHEM LAB LTD.
1521 PEMBERTON AVE.,
NORTH VANCOUVER, B.C.,
CANADA V7P 2S3

TELEPHONE: 986-5211
AREA CODE: 604

• *Specialising in Trace Elements Analyses* •

Certificate of Geochemical Analyses

–IN ACCOUNT WITH–

Chevron Standard Ltd.

Attention:

Report No: 80–30–004 Page 5 of 11
Samples Arrived:
Report Completed:
For Project:
Analyst:

Sample Marking	Cu ppm	As ppm	Au ppb			
E30S 2+00H	103	150	80			
2+50	5	10	30			
3+00	4	4	nd			
3+50	38	35	nd			
4+00	3	35	30			
4+50	154	100	20			
5+00	133	150	nd			
5+50	283	400	60			
6+00	26	500	nd			
6+50	59	25	20			
E30S 7+00H	18	15	nd			
E31S 0+50H	161	150	70			
1+00	268	150	130*			
1+50	8	15	nd			
2+00	15	15	10			
2+50	116	150	nd			
3+00	2	2	10			
3+50	26	4	10			
4+00	69	300	nd			
4+50	55	300	nd			
5+00	31	80	20			
5+50	8	60	nd			
E31S 6+00H	5	35	nd			
E32N 0+50H	3	2	20			
1+00	68	40	20			
L=50	17	4	20			
E32N 2+00H	6	4	10			
E32S 0+50H	126	15	180*			
1+00	62	100	130*			
1+50	81	80	130*			
2+00	5	2	nd			
2+50	43	35	10*			
3+00	61	600	20			
3+50	23	25	10			
4+00	630	100	40			
4+50	146	50	20			
5+00	16	15	nd			
5+50	54	35	10			
E32S 6+00H	18	10	nd			

REMARKS: * sample repeated for analysis & checked O.K.

Signed:

% Mo x 1.6683 = % MoS_2 1 Troy oz./ton = 34.28 ppm 1 ppm = 0.0001% nd = none detected ppm = parts per million

All values are believed to be correct to the best knowledge of the analyst based on the method and instruments used.

MASTER PRINTING LTD.

VANGEOCHEM LAB LTD.
1521 PEMBERTON AVE.,
NORTH VANCOUVER, B.C.,
CANADA V7P 2S3

TELEPHONE: 986-5211
AREA CODE: 604

• *Specialising in Trace Elements Analyses* •

Certificate of Geochemical Analyses

–IN ACCOUNT WITH–
Chevron Standard Ltd.

Attention:

Report No: 80–30–004 Page 6 of 11
Samples Arrived:
Report Completed:
For Project:
Analyst:

Sample Marking	Cu ppm	As ppm	Au ppb			
E10N 0+50H	41	10	10			
1+00	41	25	20			
1+50	20	20	nd			
2+00	144	10	120*			
2+50	59	2	nd			
3+00	178	4	20			
3+50	76	4	10			
4+00	57	10	10			
4+50	49	4	nd			
5+00	43	10	20			
5+50	53	4	nd			
6+00	68	15	nd			
6+50	67	15	40			
7+00	90	4	20			
7+50	142	4	20			
8+00	37	2	nd			
E10N 8+50H	100	10	20			
E12N 0+50	66	30	10			
1+00	89	20	nd			
1+50	67	10	10			
2+00	49	25	20			
2+50	101	10	20			
3+00	116	10	20			
3+50	25	10	nd			
4+00	14	4	10			
4+50	49	2	30			
5+00	58	4	10			
5+50	149	4	nd			
6+00	68	4	30			
6+50	89	10	nd			
7+00	90	4	nd			
7+50	123	2	nd			
8+00	69	4	20			
E12N 8+50H	57	4	nd			
E31N 0+50H	163	80	10			
1+00	107	80	10			
1+50	87	60	20			
2+00	46	150	10			
E31N 2+50H	104	100	30			

REMARKS: * sample repeated for analysis & checked O.K.

Signed: _____

% Mo x 1.6683 = % MoS_2 1 Troy oz./ton = 34.28 ppm 1 ppm = 0.0001% nd = none detected ppm = parts per million

All values are believed to be correct to the best knowledge of the analyst based on the method and instruments used.

MASTER PRINTING LTD.

VANGEOCHEM LAB LTD.
1521 PEMBERTON AVE.,
NORTH VANCOUVER, B.C.,
CANADA V7P 2S3

TELEPHONE: 986-5211
AREA CODE: 604

• *Specialising in Trace Elements Analyses* •

Certificate of Geochemical Analyses

–IN ACCOUNT WITH–

Chevron Standard Ltd.

Attention:

Report No: 80–30–004 Page 7 of 11
Samples Arrived:
Report Completed:
For Project:
Analyst:

Sample Marking	Cu ppm	As ppm	Au ppb			
E31N 3+00H	103	35	20			
3+50	186	35	50			
4+00	256	40	30			
4+50	660	25	200*			
5+00	7	2	20			
5+50	2	4	310*			
6+00	30	20	10			
6+50	102	20	30			
E31N 7+00H	15	10	50			
E32N 2+50H	56	15	nd			
3+00	410	60	20			
3+50	107	60	20			
4+00	9	2	10			
4+50	97	35	60			
5+00	82	30	50			
5+50	67	10	30			
6+00	25	20	10			
6+50	2	2	nd			
E32N 7+00H	4	4	40			
E33N 0+50H	177	60	40			
1+00	58	60	30			
1+50	89	80	70			
2+00	198	50	10			
2+50	86	50	nd			
3+00	112	25	10			
3+50	31	25	nd			
4+00	39	30	nd			
4+50	83	50	nd			
5+00	23	35	nd			
5+50	3	2	nd			
6+00	42	25	30			
6+50	3	2	nd			
E33N 7+00H	3	4	40			
E34N 0+50H	52	100	10			
1+00	26	200	20			
1+50	4	35	nd			
2+00	31	30	nd			
2+50	7	10	nd			
3+00	84	80	20			
E34N 3+50	36	80	nd			

REMARKS: * sample repeated for analysis & checked O.K.

Signed:

% Mo x 1.6683 = % MoS_2 1 Troy oz./ton = 34.28 ppm 1 ppm = 0.0001% nd = none detected ppm = parts per million

All values are believed to be correct to the best knowledge of the analyst based on the method and instruments used.

MASTER PRINTING LTD.

VANGEOCHEM LAB LTD.
1521 PEMBERTON AVE.,
NORTH VANCOUVER, B.C.,
CANADA V7P 2S3

TELEPHONE: 986-5211
AREA CODE: 604

• *Specialising in Trace Elements Analyses* •

Certificate of Geochemical Analyses

–IN ACCOUNT WITH–
Chevron Standard Ltd.

Attention:

Report No: 80–30–004 Page 8 of 11
Samples Arrived:
Report Completed:
For Project:
Analyst:

Sample Marking	Cu ppm	As ppm	Au ppb			
E34N 4+00H	85	60	nd			
4+50	21	80	nd			
5+00	64	35	60			
5+50	19	10	nd			
6+00	2	4	nd			
6+50	2	4	nd			
7+00	2	2	nd			
E35N 0+50H	96	20	50			
1+00	81	300	10			
1+50	61	60	nd			
2+00	53	35	10			
2+50	362	10	100			
3+00	48	2	70			
3+50	1020	2	360*			
4+00	124	35	30			
4+50	126	10	20*			
5+00	108	80	300*			
5+50	11	10	nd			
6+00	25	10	20			
6+50	3	4	nd			
E35N 7+00H	11	25	nd			
LHO 1S	16	4	nd			
2	84	2	10			
6	207	4	nd			
7	69	4	10			
8	29	2	10			
9	45	2	nd			
12	109	4	nd			
14	3	2	nd			
15	2	2	nd			
16	5	2	nd			
17	27	4	nd			
19	35	4	nd			
20	21	2	10			
21	57	10	nd			
22	172	35	nd			
24	84	25	10			
26	8	10	nd			
LHO 27	54	35	20			

REMARKS: * sample repeated for analysis & checked O.K.

Signed: _____

% Mo x 1.6683 = % MoS_2 1 Troy oz./ton = 34.28 ppm 1 ppm = 0.0001% nd = none detected ppm = parts per million

All values are believed to be correct to the best knowledge of the analyst based on the method and instruments used.

MASTER PRINTING LTD.

VANGEOCHEM LAB LTD.
1521 PEMBERTON AVE.,
NORTH VANCOUVER, B.C.,
CANADA V7P 2S3

TELEPHONE: 986-5211
AREA CODE: 604

• *Specialising in Trace Elements Analyses* •

Certificate of Geochemical Analyses

–IN ACCOUNT WITH–
Chevron Standard Ltd.

Attention:

Report No: 80-30-004 Page 9 of 11
Samples Arrived:
Report Completed:
For Project:
Analyst:

Sample Marking	Cu ppm	As ppm	Au ppb			
LHO 29	66	150	30			
30	258	80	40			
LHO 35	77	30	20			
H-DO- 9	12	2	20			
10	9	2	nd			
11	24	2	10			
12	41	4	nd			
15	19	4	nd			
16	26	4	20			
18	14	2	30			Soils. - Au
19	30	4	10			$\bar{X}$ 21.69
20	94	10	10			
H-DO- 21	11	2	50			
BL 21+00EH	166	150	nd			σ 57.9
22	86	40	10			
23	46	40	10			
24	54	150	nd			$\bar{X}+2\sigma = 136.5$
25	27	35	20			
26	35	30	nd			
27	58	30	nd			
28	64	30	20			
29	134	150	20			
30	82	50	30			
31	204	150	20			
32	242	60	20			
33	293	200	30			
34	196	40	30*			
35	261	35	~~100~~			
36	6	4	nd			
37	5	2	20			
BL 38+00EH	5	4	nd			
H- 80- 1	74	10	~~100~~			
9	9	2	10			
12	14	4	10			
19	9	10	nd			
H- 80-20	11	2	20			
H-DO- 1	89	40	10			Rock
2	219	4	nd			Rock
H-DO- 3	28,	15,	nd,			Rock

REMARKS: * sample repeated for analysis & checked O.K.

Signed: _____

% Mo x 1.6683 = % MoS_2 1 Troy oz./ton = 34.28 ppm 1 ppm = 0.0001% nd = none detected ppm = parts per million

All values are believed to be correct to the best knowledge of the analyst based on the method and instruments used.

MASTER PRINTING LTD.

VANGEOCHEM LAB LTD.
1521 PEMBERTON AVE.,
NORTH VANCOUVER, B.C.,
CANADA V7P 2S3

TELEPHONE: 986-5211
AREA CODE: 604

• *Specialising in Trace Elements Analyses* •

Certificate of Geochemical Analyses

–IN ACCOUNT WITH–
Chevron Standard Ltd.

Attention:

Report No: 80–30–004 Page 10 of 11
Samples Arrived:
Report Completed:
For Project:
Analyst:

Sample Marking	Cu ppm	As ppm	Au ppb			
H–DO– 4	19	4	nd			Rock
6	26	2	10			
7	6	4	20			
8	5	60	10			
13	47	4	20			
14	640	4	nd			
H–DO– 17	96	2	20			
H–80– 2	84	2	10			
3	73	4	nd			
4	6	2	nd			
5	343	4	30			
6	73	4	10			
7	4	4	10			
8	1040	4	90			
10	19	4	10			
11	26	2	nd			
13	420	4	nd*			
14	294	10	nd			
15	29	4	10			
16	247	2	270*			
17	6900	4	190*			
H–80– 18	298	4	nd			
H–80– 21	11	2	nd			
22	4	4	10			
23	36	25	nd			
24	3	20	20			
25	20	20	nd			
26	304	40	30			
27	19	35	10			
H–80– 28	3	10	10			
L–HO– 3	820	2	40			
4	31	10	nd			
5	24	4	nd			
10	97	2	10			
11	351	4	20			
13	4	4	10			
18	38	2	10			
23	5	2	nd			
L–HO– 25	97	4	nd			Rock

REMARKS: * sample repeated for analysis & checked O.K.

Signed:

% Mo x 1.6683 = % MoS_2 1 Troy oz./ton = 34.28 ppm 1 ppm = 0.0001% nd = none detected ppm = parts per million

All values are believed to be correct to the best knowledge of the analyst based on the method and instruments used.

MASTER PRINTING LTD.

VANGEOCHEM LAB LTD.
1521 PEMBERTON AVE.,
NORTH VANCOUVER, B.C.,
CANADA V7P 2S3

TELEPHONE: 986-5211
AREA CODE: 604

• *Specialising in Trace Elements Analyses* •

Certificate of Geochemical Analyses

–IN ACCOUNT WITH–
Chevron Standard Ltd.

Attention:

Report No: 80–30–004 Page 11 of 11
Samples Arrived:
Report Completed:
For Project:
Analyst:

Sample Marking	Cu ppm	As ppm	Au ppb			
L–HO– 28	3	10	10			Rock
31	59	20	20			
32	48	10	20			
33	10	2	10			
34	490	50	150			
36	4	2	10			
37	314	4	10			
L–HO– 38	238	4	20			
HKO– 1	129	4	10			
2	130	30	20			
3	2880	4	100			
4	164	4	10			
5	259	300	240*			
6	35	10	10			
9	44	2	10			
10	16	4	nd			
11	2	4	10			
12	4	4	10			
13	2	4	nd			
HKO– 14	64	10	nd			rock

REMARKS: * sample repeated for analysis & checked O.K.

Signed:

% Mo x 1.6683 = % MoS_2 1 Troy oz./ton = 34.28 ppm 1 ppm = 0.0001% nd = none detected ppm = parts per million

All values are believed to be correct to the best knowledge of the analyst based on the method and instruments used.

MASTER PRINTING LTD.

VANGEOCHEM LAB LTD.
1521 PEMBERTON AVE.,
NORTH VANCOUVER, B.C.,
CANADA V7P 2S3

TELEPHONE: 986-5211
AREA CODE: 604

• *Specialising in Trace Elements Analyses* •

Certificate of Geochemical Analyses

–IN ACCOUNT WITH–

Chevron Standard Ltd.
#901 - 355 Burrard St.
Vancouver, B.C. V6C 2G8
Attention:

Report No: 81-30-051 Page 1 of 6
Samples Arrived: September 3, 1981
Report Completed: October 16, 1981
For Project: M - 502 HUSTON
Analyst: E.T. & VGC Staff
Invoice: 6556 Job # 81-302

Sample Marking	Cu ppm	As ppm	Au ppb			
H - BL 39+00 E	1	4	10			
H - BL 40 E	139	60	30			
41	114	25	10			
42	132	50	10			
43	6	10	10			
44	2	4	nd			
45	1	4	nd			
46	nd	4	nd			
47	nd	2	nd			
H - BL 48 E	1	4	40			
H - 33E 0+50 S	199	50	30			
1+00	35	15	40			
1+50	6	20	20			
2+00	124	60	30			
2+50	92	20	40			
3+00	40	2	10			
3+50	142	40	20			
4+00	27	50	nd			
4+50	19	10	nd			
5+00	89	30	10			
5+50	82	40	10			
6+00	33	30	nd			
H - 33E 6+50 S	119	80	120			
H - 34E 0+50 S	13	60	10			
1+00	4	4	10			
1+50	70	30	10			
2+00	14	50	20			
2+50	9	2	nd			
3+00	122	40	20			
3+50	69	15	20			
4+00	29	15	20			
4+50	8	2	10			
5+00	6	2	nd			
5+50	120	50	20			
H - 34E 6+00 S	43	30	40			
H - 35E 0+50 S	26	20	10			
1+00	10	2	10			
1+50	24	15	20			
H - 35E 2+00 S	2	2	nd			

REMARKS:

Signed: _____

% Mo x 1.6683 = % MoS_2 1 Troy oz./ton = 34.28 ppm 1 ppm = 0.0001% nd = none detected ppm = parts per million

All values are believed to be correct to the best knowledge of the analyst based on the method and instruments used.

MASTER PRINTING LTD.

VANGEOCHEM LAB LTD.
1521 PEMBERTON AVE.,
NORTH VANCOUVER, B.C.,
CANADA V7P 2S3

TELEPHONE: 986-5211
AREA CODE: 604

• *Specialising in Trace Elements Analyses* •

Certificate of Geochemical Analyses

–IN ACCOUNT WITH–

Chevron Standard Ltd.

Attention:

Report No: 81-30-051 Page 2 of 6
Samples Arrived:
Report Completed:
For Project:
Analyst:

Sample Marking		Cu ppm	As ppm	Au ppb			
H - 35E	2+50 S	12	2	20			
	3+00	21	4	nd			
	3+50	38	20	30			
	4+00	2	4	20			
	4+50	4	4	10			
	5+00	7	4	nd			
	5+50	126	20	nd			
H - 35E	6+00 S	No Sample In Bag					
H - 36E	0+50 N	3	50	nd			
	1+00	3	30	20			
	1+50	2	100	nd			
	2+00	23	2	nd			
	2+50	193	60	nd			
	3+00	140	60	10			
	3+50	329	80	30			
	4+00	18	4	nd			
	4+50	341	2	170			
	5+00	125	2	20			
	5+50	78	30	70			
	6+00	291	80	270			
	6+50	20	25	230			
H - 36E	7+00 N	5	2	60			
H - 37E	0+50 N	nd	2	nd			
	1+00	nd	4	10			
	1+50	nd	4	nd			
	2+00	10	10	10			
	2+50	44	20	20			
	3+00	91	10	10			
	3+50	365	4	80			
	4+00	156	50	70			
	4+50	123	20	30			
	5+00	239	40	90			
	5+50	57	40	30			
	6+00	32	30	10			
	6+50	48	30	30			
H - 37E	7+00 N	23	35	30			
H - 37E	0+50 S	3	2	nd			
	1+00	6	2	10			
H - 37 E	1+50 S	52	30	30			

REMARKS:

Signed: _____

% Mo x 1.6683 = % MoS_2 1 Troy oz./ton = 34.28 ppm 1 ppm = 0.0001% nd = none detected ppm = parts per million

All values are believed to be correct to the best knowledge of the analyst based on the method and instruments used.

MASTER PRINTING LTD.

VANGEOCHEM LAB LTD.
1521 PEMBERTON AVE.,
NORTH VANCOUVER, B.C.,
CANADA V7P 2S3

TELEPHONE: 986-5211
AREA CODE: 604

• *Specialising in Trace Elements Analyses* •

Certificate of Geochemical Analyses

–IN ACCOUNT WITH–
Chevron Standard Ltd.

Attention:

Report No: 81-30-051 Page 3 of 6
Samples Arrived:
Report Completed:
For Project:
Analyst:

Sample Marking	Cu ppm	As ppm	Au ppb			
H - 37E 2+00 S	16	4	20			
2+50	3	4	nd			
3+00	7	10	20			
3+50	5	2	20			
4+00	3	2	50			
4+50	6	10	nd			
5+00	740	20	20			
5+50	33	2	nd			
6+00	40	50	nd			
6+50 S	7	2	nd			
L38E 7+00 S	20	15	nd			
7+50 S	17	20	10			
– 7+50 South	9	2	nd			
– 8+00 S	23	20	10			
H - 37E – 8+50 S	54	15	20			
H - 38E 0+50 N	1	2	30			
1+00	nd	2	10			
1+50	nd	2	nd			
2+00	14	15	10			
2+50	75	10	nd			
3+00	91	10	30			
3+50	5	2	20			
4+00	52	20	20			
4+50	101	35	60			
5+00	16	15	nd			
5+50	88	20	nd			
6+00	23	30	nd			
6+50	51	30	20			
H - 38E 7+00 N	20	2	nd			
/ H - 38E 0+50 S	6	4	nd			38E 0-65 DF BC
1+00	nd	4	10			
1+50	73	60	20			
2+00	2	2	10			
2+50	nd	4	nd			
3+00	nd	4	nd			
3+50	nd	4	nd			
4+00	nd	10	30			
4+50	2	10	20			
/ H - 38E 5+00 S,	10,	4,	nd			

7+50S 37E
7 S
6+50S 37E

REMARKS:

Signed: _____

% Mo x 1.6683 = % MoS_2 1 Troy oz./ton = 34.28 ppm 1 ppm = 0.0001% nd = none detected ppm = parts per million

All values are believed to be correct to the best knowledge of the analyst based on the method and instruments used.

MASTER PRINTING LTD.

VANGEOCHEM LAB LTD.
1521 PEMBERTON AVE.,
NORTH VANCOUVER, B.C.,
CANADA V7P 2S3

TELEPHONE: 986-5211
AREA CODE: 604

• *Specialising in Trace Elements Analyses* •

Certificate of Geochemical Analyses

–IN ACCOUNT WITH–
Chevron Standard Ltd.

Attention:

Report No: 81-30-051 Page 4 of 6
Samples Arrived:
Report Completed:
For Project:
Analyst:

Sample Marking	Cu ppm	As ppm	Au ppb			
H - 38E 5+50 S	26	4	20			
H - 38E 6+00 S	47	10	10			
BL- 39+00E	6	4	20	duplicate		
H - 39E 0+50 N	3	4	20			
1+00	nd	4	60			
1+50	4	4	20			
2+00	23	20	20			
2+50	126	4	20			
3+00	8	4	20			
3+50	3	10	10			
4+00	366	25	20			
4+50	256	30	50			
5+00	7	2	10			
5+50	46	15	10			
6+00	22	10	30			
6+50	nd	2	nd			
H - 39E 7+00 N	21	20	10			
H - 40E 0+50 N	116	30	30			
1+00	7	2	nd			
1+50	22	2	nd			
2+00	96	40	30			
2+50	383	60	10			
3+00	275	100	30			
3+50	1450	20	40			
4+00	680	25	20			
4+50	47	50	20			
5+00	18	20	nd			
5+50	12	4	20			
H - 40E 6+00 N	3	4	10			
H - 40E 0+50 S	202	4	50			
1+00	6	4	10			
1+50	8	4	nd			
2+50	1	4	10			
3+50	nd	4	nd			
4+00	nd	4	10			
4+50	1	4	nd			
5+00	2	4	10			
H - 40E 5+50 S	1	4	10			

REMARKS:

Signed: _____

% Mo x 1.6683 = % MoS_2 1 Troy oz./ton = 34.28 ppm 1 ppm = 0.0001% nd = none detected ppm = parts per million

All values are believed to be correct to the best knowledge of the analyst based on the method and instruments used.

MASTER PRINTING LTD.

VANGEOCHEM LAB LTD.
1521 PEMBERTON AVE.,
NORTH VANCOUVER, B.C.,
CANADA V7P 2S3

TELEPHONE: 986-5211
AREA CODE: 604

• *Specialising in Trace Elements Analyses* •

Certificate of Geochemical Analyses

–IN ACCOUNT WITH–
Chevron Standard Ltd.

Attention:

Report No: 81-30-051 Page 5 of 6
Samples Arrived:
Report Completed:
For Project:
Analyst:

Sample Marking	Cu ppm	As ppm	Au ppb			
H - 40E 6+00 S	2	4	10			
No Number 6+50S ?	1	4	nd			
H - 42E 0+50 N	3	2	nd			
1+00	nd	10	nd			
1+50	26	2	10			
2+00	11	10	10			
2+50	3	2	20			
3+00	78	60	10			
? 3+50	26	40	20			
4+00 ~~4+50A~~	17	2	10			
4+50B	74	20	20			
5+00	8	20	20			
5+50	26	15	20			
H - 42E 6+00 N	8	10	50			
H - 42E 0+50 S	No Sample in Bag ✓					
1+00	1	4	10			
1+50	1	4	10			
2+00	nd	10	nd			
2+50	2	2	10			
3+00	2	4	10			
3+50	2	2	10			
4+00	1	10	10			
4+50	nd	4	nd			
5+00	1	4	10			
5+50	nd	2	nd			
6+00	2	2	nd			
6+50	1	2	10			
H - 42E 7+00 S	1	2	10			
H - 44E 0+50 N	nd	2	nd			
1+00	nd	2	nd			
1+50	nd	4	nd			
2+00	nd	2	nd			
2+50	240	25	10			
3+00	167	15	10			
3+50	34	4	20			
4+00	25	10	10			
4+50	24	20	20			
5+00	250	50	20			
H - 44E 5+50	11	2	10			

REMARKS:

Signed: _____

% Mo x 1.6683 = % MoS_2 1 Troy oz./ton = 34.28 ppm 1 ppm = 0.0001% nd = none detected ppm = parts per million

All values are believed to be correct to the best knowledge of the analyst based on the method and instruments used.

MASTER PRINTING LTD.

VANGEOCHEM LAB LTD.
1521 PEMBERTON AVE.,
NORTH VANCOUVER, B.C.,
CANADA V7P 2S3

TELEPHONE: 986-5211
AREA CODE: 604

• *Specialising in Trace Elements Analyses* •

Certificate of Geochemical Analyses

–IN ACCOUNT WITH–
Chevron Standard Ltd.

Attention:

Report No: 81-30-051 Page 6 of 6
Samples Arrived:
Report Completed:
For Project:
Analyst:

Sample Marking	Cu ppm	Ag ppm	As ppm	Au ppb		
H - 44E 6+00 N	45	--	20	20		
H - 46E 2+00 N	2	--	4	nd		
2+50	2	--	2	10		
3+00	3	--	2	10		
3+50	3	--	4	20		
4+00	1	--	2	nd		
4+50	20	--	2	10		
5+00	107	--	10	nd		
5+50	46	--	15	40		
H - 46E 6+00 N	6	--	2	10		
H - 47E 0+50 S	nd	--	2	20		
1+00	1	--	10	30		
1+50	nd	--	2	10		
2+00	nd	--	2	nd		
2+50	1	--	4	10		
3+00	nd	--	2	10		
3+50	nd	--	4	nd		
H - 47E 4+00 S	1	--	4	nd		
HR - TS-3	44	0.3	80	10		
-5	6	0.1	35	20		
-6	41	nd	35	nd		
-7	49	0.2	15	10		
-10	9	nd	10	20		
-11	46	0.2	10	20		
-12	67	0.5	35	30		
HR - TS-13,	82,	0.1,	30,	30,		

REMARKS:

Signed: _____

% Mo x 1.6683 = % MoS_2 1 Troy oz./ton = 34.28 ppm 1 ppm = 0.0001% nd = none detected ppm = parts per million

All values are believed to be correct to the best knowledge of the analyst based on the method and instruments used.

MASTER PRINTING LTD.

VANGEOCHEM LAB LTD.
1521 PEMBERTON AVE.,
NORTH VANCOUVER, B.C.,
CANADA V7P 2S3

TELEPHONE: 986-5211
AREA CODE: 604

• *Specialising in Trace Elements Analyses* •

Certificate of Geochemical Analyses

–IN ACCOUNT WITH–

Chevron Standard Ltd.
#901 - 355 Burrard St.
Vancouver, B.C. V6C 2G8
Attention:

Report No: 81-30-050 Page 1 of 2
Samples Arrived: September 3, 1981
Report Completed: October 16, 1981
For Project: M - 502
Analyst: E.T. & VGC Staff
Invoice: 6555 Job # 81-298

Rock samples

Sample Marking	Cu ppm	Ag ppm	As ppm	Au ppb		
H - BC 5	--	--	400	20		
7	--	--	20	10		
10	--	--	40	nd		
11	--	--	100	10		
13	--	--	10	10		
17	--	--	4	10		
20	--	--	10	10		
26	--	--	10	50		
27	--	--	4	30		
31	--	--	20	70		
6	83	--	35	370		
8	377	--	2	40		
9	149	--	80	4400		
12	65	--	150	150		
15	1220	--	2	70		
16	100	--	10	20		
21	191	--	2	580		
25	1190	--	2	330		
28	7500	--	2	180		
32	6000	--	4	40		
34	166	--	25	160		
H - BC 18	112	nd	2	10		
HR - TS 1	64	nd	40	nd		
4	18	nd	2	10		
8	32	nd	4	20		
14	2100,	1.1,	2	40		
HRW 5	--	--	20	20		
6	--	--	30	nd		
12	--	--	4	nd		
14	--	--	4	20		
33	--	--	4	10		
55	--	--	4	nd		
59	--	--	10	10		
61	--	--	4	10		
71	--	--	4	10		
77	--	--	4	10		
80	--	--	10	20		
91	--	--	4	10		
HRW 95,	--	--	10,	10		

REMARKS:

Signed:

% Mo x 1.6683 = % MoS_2 1 Troy oz./ton = 34.28 ppm 1 ppm = 0.0001% nd = none detected ppm = parts per million

All values are believed to be correct to the best knowledge of the analyst based on the method and instruments used.

MASTER PRINTING LTD.

VGC

VANGEOCHEM LAB LTD.
1521 PEMBERTON AVE.,
NORTH VANCOUVER, B.C.,
CANADA V7P 2S3

TELEPHONE: 986-5211
AREA CODE: 604

• *Specialising in Trace Elements Analyses* •

Certificate of Geochemical Analyses

–IN ACCOUNT WITH–
Chevron Standard Ltd.

Attention:

Report No: 81-30-050
Samples Arrived:
Report Completed:
For Project:
Analyst:

Rock samples

Sample Marking	Cu ppm	As ppm	Au ppb			
HRW 97	--	20	20			
102	--	2	10			
111	--	60	10			
114	--	2	20			
129	--	4	20			
138	--	4	10			
147	--	4	10			
27	20	30	nd			
37	1760	10	nd			
38	560	2	50			
84	3670	2	150			
HRW 136	269	2	190			
? HS?					? not listed but sent?	
BC - 1		1			RW-~~58~~ (, not sent (✓)	
2					BC - ~~1~~	
14					~~2~~	
21 assay					~~3~~	
19 (HS?)					~~4~~	
24					~~14~~	
23					~~22~~	
29					~~19~~	
33					~~23~~	
					~~24~~	
					~~29~~	
					~~30~~	
					~~33~~	

not assay samples! HS!

REMARKS:

Signed: [signature]

% Mo x 1.6683 = % MoS_2 1 Troy oz./ton = 34.28 ppm 1 ppm = 0.0001% nd = none detected ppm = parts per million

All values are believed to be correct to the best knowledge of the analyst based on the method and instruments used.

MASTER PRINTING LTD.

VANGEOCHEM LAB LTD.
1521 PEMBERTON AVE.,
NORTH VANCOUVER, B.C.,
CANADA V7P 2S3

TELEPHONE: 986-5211
AREA CODE: 604

• *Specialising in Trace Elements Analyses* •

Certificate of Geochemical Analyses

–IN ACCOUNT WITH–

Chevron Standard Ltd.
#901 - 355 Burrard St.
Vancouver, B.C. V6C 2G8
Attention:

Report No: 81-30-050 Page 1 of 2
Samples Arrived: September 3, 1981
Report Completed: October 16, 1981
For Project: M - 502
Analyst: E.T. & VGC Staff
Invoice: 6555 Job # 81-298
Rock samples

Sample Marking	Cu ppm	Ag ppm	As ppm	Au ppb		
H - BC 5	--	--	400	20		
7	--	--	20	10		
10	--	--	40	nd		
11	--	--	100	10		
13	--	--	10	10		
17	--	--	4	10		
20	--	--	10	10		
26	--	--	10	50		
27	--	--	4	30		
31	--	--	20	70		
6	83	--	35	370		
8	377	--	2	40		
9	149	--	80	4400 ✓		
12	65	--	150	150		
15	1220	--	2	70		
16	100	--	10	20		
21	191	--	2	580		
25	1190	--	2	330		
28	7500	--	2	180		
32	6000	--	4	40		
34	166	--	25	160		
H - BC 18	112	nd	2	10		
HR - TS 1	64	nd	40	nd		
4	18	nd	2	10		
8	32	nd	4	20		
14	2100,	1.1,	2	40		
HRW 5	--	--	20	20		
6	--	--	30	nd		
12	--	--	4	nd		
14	--	--	4	20		
33	--	--	4	10		
55	--	--	4	nd		
59	--	--	10	10		
61	--	--	4	10		
71	--	--	4	10		
77	--	--	4	10		
80	--	--	10	20		
91	--	--	4	10		
HRW 95,	--	--	10,	10		

REMARKS:

Signed:

% Mo x 1.6683 = % MoS_2 1 Troy oz./ton = 34.28 ppm 1 ppm = 0.0001% nd = none detected ppm = parts per million

All values are believed to be correct to the best knowledge of the analyst based on the method and instruments used.

MASTER PRINTING LTD.

VANGEOCHEM LAB LTD.
1521 PEMBERTON AVE.,
NORTH VANCOUVER, B.C.,
CANADA V7P 2S3

TELEPHONE: 986-5211
AREA CODE: 604

• *Specialising in Trace Elements Analyses* •

Certificate of Geochemical Analyses

–IN ACCOUNT WITH–

Chevron Standard Ltd.

Attention:

Report No: **81-30-050** Page 2 of 2
Samples Arrived:
Report Completed:
For Project:
Analyst:

Rock samples

Sample Marking	Cu ppm	As ppm	Au ppb			
HRW 97	---	20	20			
102	---	2	10			
111	---	60	10			
114	---	2	20			
129	---	4	20			
138	---	4	10			
147	---	4	10			
27	20	30	nd			
37	1760	10	nd			
38	560	2	50			
84	3670	2	150			
HRW 136	269	2	190			

REMARKS:

Signed: _____

% Mo x 1.6683 = % MoS_2 1 Troy oz./ton = 34.28 ppm 1 ppm = 0.0001% nd = none detected ppm = parts per million

All values are believed to be correct to the best knowledge of the analyst based on the method and instruments used.

MASTER PRINTING LTD.

VANGEOCHEM LAB LTD.
1521 PEMBERTON AVE.,
NORTH VANCOUVER, B.C.,
CANADA V7P 2S3

TELEPHONE: 986-5211
AREA CODE: 604

• *Specialising in Trace Elements Analyses* •

Certificate of Geochemical Analyses

–IN ACCOUNT WITH–

Chevron Standard Ltd.
#901 - 355 Burrard St.
Vancouver, B.C. V6C 2G8
Attention:

Report No: 81-30-051 Page 1 of 6
Samples Arrived: September 3, 1981
Report Completed: October 16, 1981
For Project: M - 502
Analyst: E.T. & VGC Staff
Invoice: 6556 Job # 81-302

Sample Marking	Cu ppm	As ppm	Au ppb			
H - BL 39+00 E	1	4	10			
H - BL 40 E	139	60	30			
41	114	25	10			
42	132	50	10			
43	6	10	10			
44	2	4	nd			
45	1	4	nd			
46	nd	4	nd			
47	nd	2	nd			
H - BL 48 E	1	4	40			
H - 33E 0+50 S	199	50	30			
1+00	35	15	40			
1+50	6	20	20			
2+00	124	60	30			
2+50	92	20	40			
3+00	40	2	10			
3+50	142	40	20			
4+00	27	50	nd			
4+50	19	10	nd			
5+00	89	30	10			
5+50	82	40	10			
6+00	33	30	nd			
H - 33E 6+50 S	119	80	120			
H - 34E 0+50 S	13	60	10			
1+00	4	4	10			
1+50	70	30	10			
2+00	14	50	20			
2+50	9	2	nd			
3+00	122	40	20			
3+50	69	15	20			
4+00	29	15	20			
4+50	8	2	10			
5+00	6	2	nd			
5+50	120	50	20			
H - 34E 6+00 S	43	30	40			
H - 35E 0+50 S	26	20	10			
1+00	10	2	10			
1+50	24	15	20			
H - 35E 2+00 S	2	2	nd			

MASTER PRINTING LTD.

REMARKS:

Signed: _____

% Mo x 1.6683 = % MoS_2 1 Troy oz./ton = 34.28 ppm 1 ppm = 0.0001% nd = none detected ppm = parts per million

All values are believed to be correct to the best knowledge of the analyst based on the method and instruments used.

VANGEOCHEM LAB LTD.
1521 PEMBERTON AVE.,
NORTH VANCOUVER, B.C.,
CANADA V7P 2S3

TELEPHONE: 986-5211
AREA CODE: 604

• *Specialising in Trace Elements Analyses* •

Certificate of Geochemical Analyses

–IN ACCOUNT WITH–

Chevron Standard Ltd.

Attention:

Report No: 81-30-051 Page 2 of 6
Samples Arrived:
Report Completed:
For Project:
Analyst:

Sample Marking		Cu ppm	As ppm	Au ppb			
H - 35E	2+50 S	12	2	20			
	3+00	21	4	nd			
	3+50	38	20	30			
	4+00	2	4	20			
	4+50	4	4	10			
	5+00	7	4	nd			
	5+50	126	20	nd			
H - 35E	6+00 S	No Sample In Bag					
H - 36E	0+50 N	3	50	nd			
	1+00	3	30	20			
	1+50	2	100	nd			
	2+00	23	2	nd			
	2+50	193	60	nd			
	3+00	140	60	10			
	3+50	329	80	30			
	4+00	18	4	nd			
	4+50	341	2	170			
	5+00	125	2	20			
	5+50	78	30	70			
	6+00	291	80	270			
	6+50	20	25	230			
H - 36E	7+00 N	5	2	60			
H - 37E	0+50 N	nd	2	nd			
	1+00	nd	4	10			
	1+50	nd	4	nd			
	2+00	10	10	10			
	2+50	44	20	20			
	3+00	91	10	10			
	3+50	365	4	80			
	4+00	156	50	70			
	4+50	123	20	30			
	5+00	239	40	90			
	5+50	57	40	30			
	6+00	32	30	10			
	6+50	48	30	30			
H - 37E	7+00 N	23	35	30			
H - 37E	0+50 S	3	2	nd			
	1+00	6	2	10			
H - 37 E	1+50 S	52	30	30			

MASTER PRINTING LTD.

REMARKS:

Signed: _____

% Mo x 1.6683 = % MoS_2 1 Troy oz./ton = 34.28 ppm 1 ppm = 0.0001% nd = none detected ppm = parts per million

All values are believed to be correct to the best knowledge of the analyst based on the method and instruments used.

VANGEOCHEM LAB LTD.
1521 PEMBERTON AVE.,
NORTH VANCOUVER, B.C.,
CANADA V7P 2S3

TELEPHONE: 986-5211
AREA CODE: 604

• *Specialising in Trace Elements Analyses* •

Certificate of Geochemical Analyses

–IN ACCOUNT WITH–
Chevron Standard Ltd.

Attention:

Report No: 81-30-05[illegible] Page 3 of 6
Samples Arrived:
Report Completed:
For Project:
Analyst:

Sample Marking		Cu ppm	As ppm	Au ppb			
H - 37E	2+00 S	16	4	20			
	2+50	3	4	nd			
	3+00	7	10	20			
	3+50	5	2	20			
	4+00	3	2	50,			
	4+50	6	10	nd			
	5+00	740,	20	20			
	5+50	33	2	nd			
	6+00	40	50	nd			
	6+50	7	2	nd			
	7+00	20	15	nd			
	7+50 S	17	20	10			
	7+50 South	9	2	nd			
	8+00 S	23	20	10			
H - 37E	8+50 S	54	15	20			
H - 38E	0+50 N	1	2	30			
	1+00	nd	2	10			
	1+50	nd	2	nd			
	2+00	14	15	10			
	2+50	75	10	nd			
	3+00	91	10	30			
	3+50	5	2	20			
	4+00	52	20	20			
	4+50	101	35	60,			
	5+00	16	15	nd			
	5+50	88	20	nd			
	6+00	23	30	nd			
	6+50	51	30	20			
H - 38E	7+00 N	20	2	nd			
H - 38E	0+50 S	6	4	nd			
	1+00	nd	4	10			
	1+50	73	60	20			
	2+00	2	2	10			
	2+50	nd	4	nd			
	3+00	nd	4	nd			
	3+50	nd	4	nd			
	4+00	nd	10	30			
	4+50	2	10	20			
H - 38E	5+00 S,	10,	4,	nd			

REMARKS:

Signed: _____

% Mo x 1.6683 = % MoS_2 1 Troy oz./ton = 34.28 ppm 1 ppm = 0.0001% nd = none detected ppm = parts per million

All values are believed to be correct to the best knowledge of the analyst based on the method and instruments used.

MASTER PRINTING LTD.

VANGEOCHEM LAB LTD.
1521 PEMBERTON AVE.,
NORTH VANCOUVER, B.C.,
CANADA V7P 2S3

TELEPHONE: 986-5211
AREA CODE: 604

• *Specialising in Trace Elements Analyses* •

Certificate of Geochemical Analyses

–IN ACCOUNT WITH–

Chevron Standard Ltd.

Attention:

Report No: 81-30-051 Page 4 of 6
Samples Arrived:
Report Completed:
For Project:
Analyst:

Sample Marking	Cu ppm	As ppm	Au ppb			
H - 38E 5+50 S	26	4	20			
H - 38E 6+00 S	47	10	10			
BL- 39+00E	6	4	20			
H - 39E 0+50 N	3	4	20			
1+00	nd	4	60,			
1+50	4	4	20			
2+00	23	20	20			
2+50	126	4	20			
3+00	8	4	20			
3+50	3	10	10			
4+00	366	25	20			
4+50	256	30	50,			
5+00	7	2	10			
5+50	46	15	10			
6+00	22	10	30			
6+50	nd	2	nd			
H - 39E 7+00 N	21	20	10			
H - 40E 0+50 N	116	30	30			
1+00	7	2	nd			
1+50	22	2	nd			
2+00	96	40	30			
2+50	383	60	10			
3+00	275	100	30			
3+50	1450	20	40			
4+00	680	25	20			
4+50	47	50	20			
5+00	18	20	nd			
5+50	12	4	20			
H - 40E 6+00 N	3	4	10			
H - 40E 0+50 S	202	4	50,			
1+00	6	4	10			
1+50	8	4	nd			
2+50	1	4	10			
3+50	nd	4	nd			
4+00	nd	4	10			
4+50	1	4	nd			
5+00	2	4	10			
H - 40E 5+50 S,	1,	4,	10			

REMARKS:

Signed: _____

% Mo x 1.6683 = % MoS_2 1 Troy oz./ton = 34.28 ppm 1 ppm = 0.0001% nd = none detected ppm = parts per million

All values are believed to be correct to the best knowledge of the analyst based on the method and instruments used.

MASTER PRINTING LTD.

VANGEOCHEM LAB LTD.
1521 PEMBERTON AVE.,
NORTH VANCOUVER, B.C.,
CANADA V7P 2S3

TELEPHONE: 986-5211
AREA CODE: 604

• *Specialising in Trace Elements Analyses* •

Certificate of Geochemical Analyses

–IN ACCOUNT WITH–

Chevron Standard Ltd.

Attention:

Report No: 81-30-051 Page 5 of 6
Samples Arrived:
Report Completed:
For Project:
Analyst:

Sample Marking	Cu ppm	As ppm	Au ppb			
H - 40E 6+00 S	2	4	10			
No Number	1	4	nd			
H - 42E 0+50 N	3	2	nd			
1+00	nd	10	nd			
1+50	26	2	10			
2+00	11	10	10			
2+50	3	2	20			
3+00	78	60	10			
3+50	26	40	20			
4+50A	17	2	10			
4+50B	74	20	20			
5+00	8	20	20			
5+50	26	15	20			
H - 42E 6+00 N	8	10	50			
H - 42E 0+50 S	No Sample in Bag					
1+00	1	4	10			
1+50	1	4	10			
2+00	nd	10	nd			
2+50	2	2	10			
3+00	2	4	10			
3+50	2	2	10			
4+00	1	10	10			
4+50	nd	4	nd			
5+00	1	4	10			
5+50	nd	2	nd			
6+00	2	2	nd			
6+50	1	2	10			
H - 42E 7+00 S	1	2	10			
H - 44E 0+50 N	nd	2	nd			
1+00	nd	2	nd			
1+50	nd	4	nd			
2+00	nd	2	nd			
2+50	240	25	10			
3+00	167	15	10			
3+50	34	4	20			
4+00	25	10	10			
4+50	24	20	20			
5+00	250	50	20			
H - 44E 5+50	11	2	10			

REMARKS:

Signed: _____

% Mo x 1.6683 = % MoS_2 1 Troy oz./ton = 34.28 ppm 1 ppm = 0.0001% nd = none detected ppm = parts per million

All values are believed to be correct to the best knowledge of the analyst based on the method and instruments used.

MASTER PRINTING LTD.

VANGEOCHEM LAB LTD.
1521 PEMBERTON AVE.,
NORTH VANCOUVER, B.C.,
CANADA V7P 2S3

TELEPHONE: 986-5211
AREA CODE: 604

• *Specialising in Trace Elements Analyses* •

Certificate of Geochemical Analyses

–IN ACCOUNT WITH–

Chevron Standard Ltd.

Attention:

Report No: 81-30-051 Page 6 of 6
Samples Arrived:
Report Completed:
For Project:
Analyst:

Sample Marking	Cu ppm	Ag ppm	As ppm	Au ppb		
H - 44E 6+00 N	45	---	20	20		
H - 46E 2+00 N	2	---	4	nd		
2+50	2	---	2	10		
3+00	3	---	2	10		
3+50	3	---	4	20		
4+00	1	---	2	nd		
4+50	20	---	2	10		
5+00	107	---	10	nd		
5+50	46	---	15	40		
H - 46E 6+00 N	6	---	2	10		
H - 47E 0+50 S	nd	---	2	20		
1+00	1	---	10	30		
1+50	nd	---	2	10		
2+00	nd	---	2	nd		
2+50	1	---	4	10		
3+00	nd	---	2	10		
3+50	nd	---	4	nd		
H - 47E 4+00 S	1	---	4	nd		
HR - TS 3	44	0.3	80	10		
5	6	0.1	35	20		
6	41	nd	35	nd		
7	49	0.2	15	10		
10	9	nd	10	20		
11	46	0.2	10	20		
12	67	0.5	35	30		
HR - TS 13,	82,	0.1,	30,	30,		

REMARKS:

Signed: _____

% Mo x 1.6683 = % MoS_2 1 Troy oz./ton = 34.28 ppm 1 ppm = 0.0001% nd = none detected ppm = parts per million

All values are believed to be correct to the best knowledge of the analyst based on the method and instruments used.

MASTER PRINTING LTD.

CHEMEX LABS LTD.

• ANALYTICAL CHEMISTS • GEOCHEMISTS • REGISTERED ASSAYERS

212 BROOKSBANK AVE.
NORTH VANCOUVER, B.C.
CANADA V7J 2C1
TELEPHONE: (604)984-0221
TELEX: 043-52597

CERTIFICATE OF ANALYSIS

TO : CHEVRON STANDARD LIMITED
MINERALS STAFF
#901 - 355 BURRARD ST.
VANCOUVER, B.C.
V6C 2G8

CERT. # : A8113985-001-A
INVOICE # : I8113985
DATE : 02-OCT-81
P.O. # : S6809
499/502

	Sample description	Prep code	Ag ppm	Au FA+AA ppb				
Hust	HW 81-1	205	1.6	25	--	--	--	--
	HW 81-2	205	0.1	5	--	--	--	--
Y.T.	HW 81-3	205	>100.0	20	--	--	--	--
	HW 81-4	205	>100.0	125	--	--	--	--

Sep. 9/81.

Samples to Chemex: SSO#

HW-81-1: Huston, 35E, 5+00N + 30m E of Stn. Combquartz, Py. + MnO in E-W trending zone. Trenched by earlier operator or even attempted start of adit. Sample across face + W side of trench;

HW-81-2: Huston float of contorted chert (?) or rhyolite in Ck Nof Grid at JMT Spl site 79R493 where a boulder of "chalcedonic qtz" was reported

HUSTON

CHEMEX LABS LTD.

212 BROOKSBANK AVE.
NORTH VANCOUVER, B.C.
CANADA V7J 2C1
TELEPHONE: (604)984-0221
TELEX: 043-52597

• ANALYTICAL CHEMISTS • GEOCHEMISTS • REGISTERED ASSAYERS

CERTIFICATE OF ANALYSIS

TO : CHEVRON STANDARD LIMITED
MINERALS STAFF
#901 - 355 BURRARD ST.
VANCOUVER, B.C.
V6C 2G8

CERT. # : A8112172-001-A
INVOICE # : I8112172
DATE : 05-AUG-81
P.O. # : NONE

ATTN: DAVE ARSCOTT c.c. JIM CHRISTIE

Sample description	Prep code	Ag ppm	AS ppm	AU-NAA ppb			
81 C 399	205	4.2	36	<1	--	--	--

Certified by Hart Richler

CTA
MEMBER
CANADIAN TESTING
ASSOCIATION

Huston Geochemistry: June, 1980 by Chevron

① Au - Soil Samples: (parts per billion)

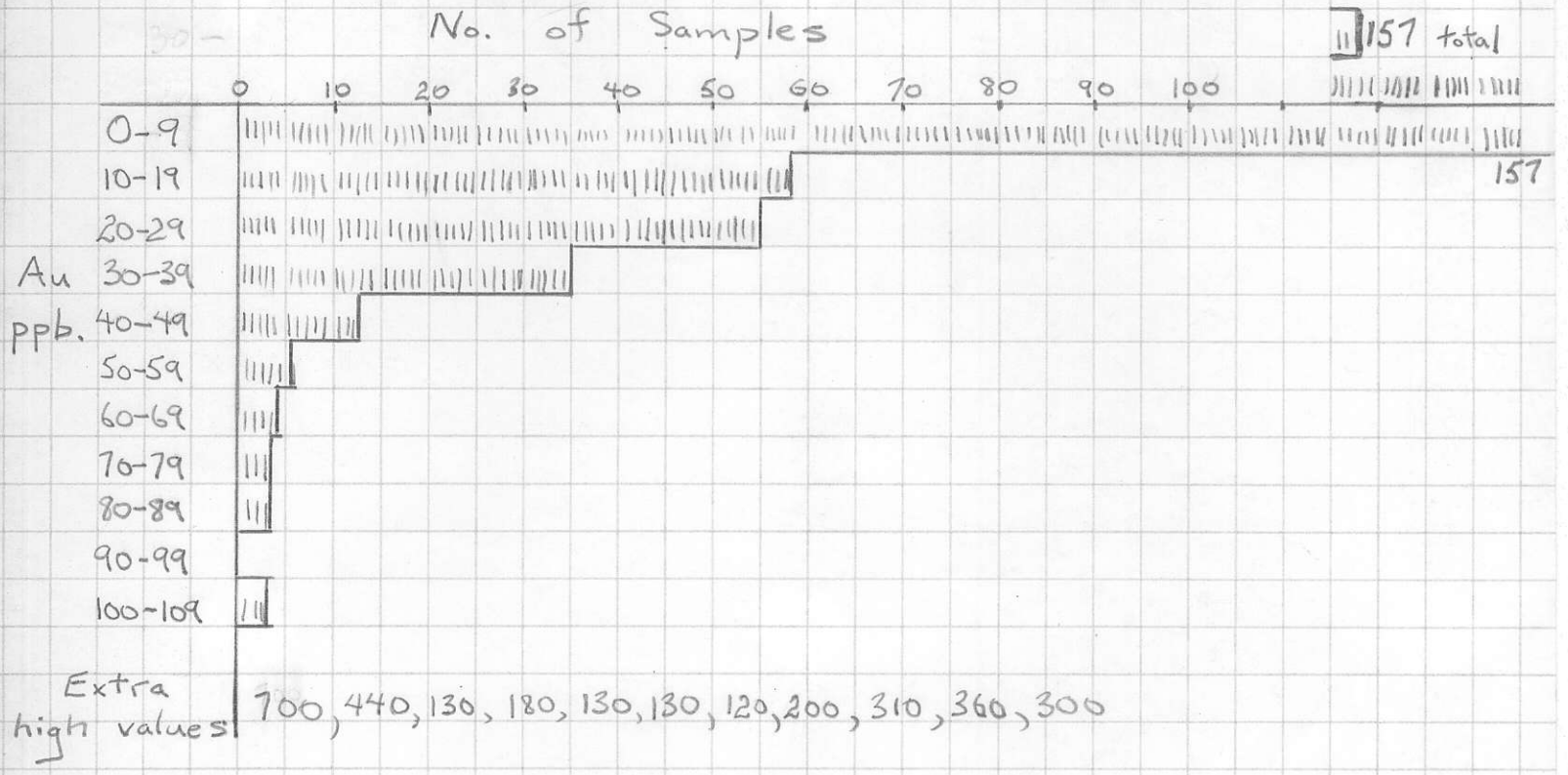

② As - Soil Samples: (parts per million)

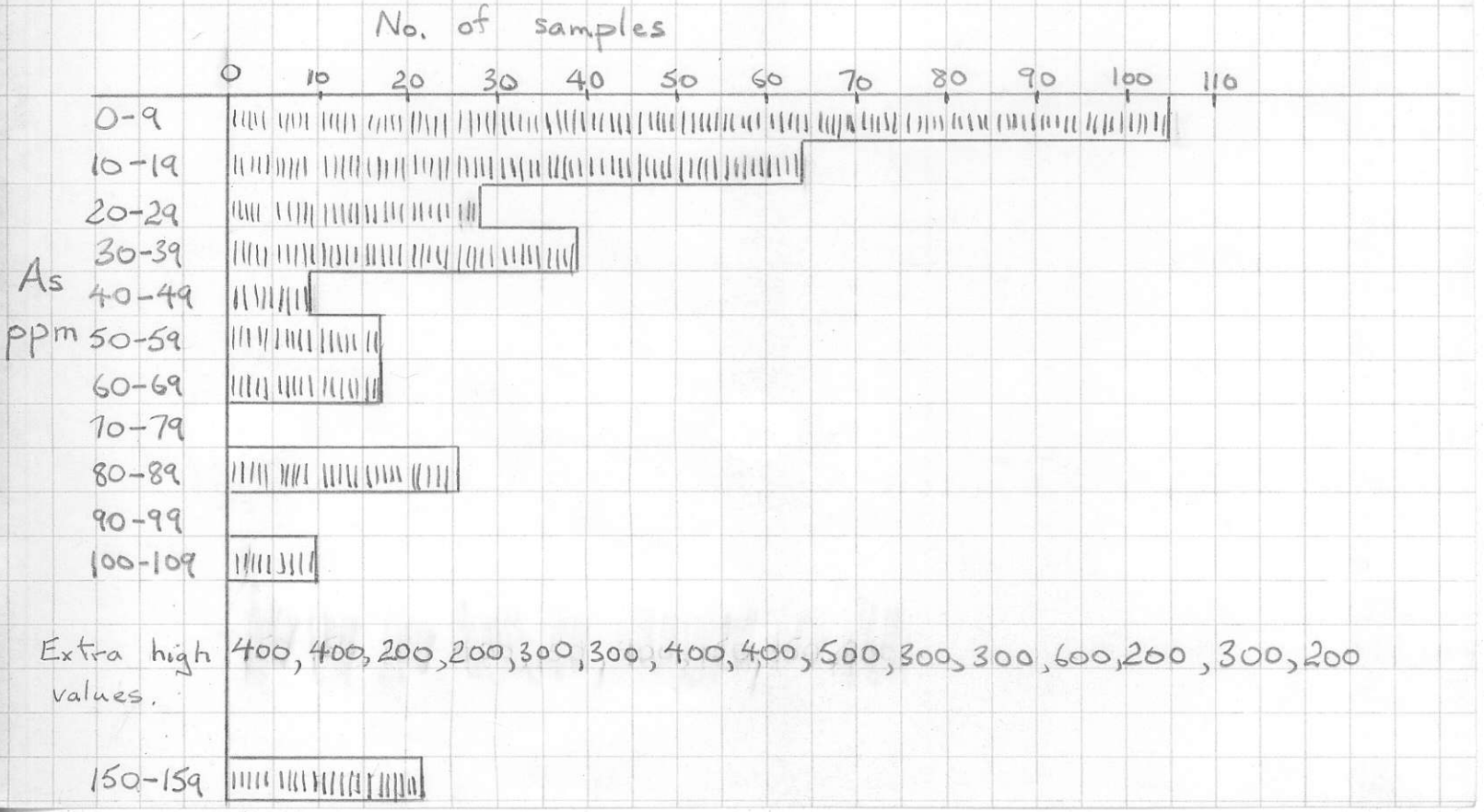

Huston Geochemistry: June, 1980 by Chevron

③ Cu - Soil Samples: (parts per million)

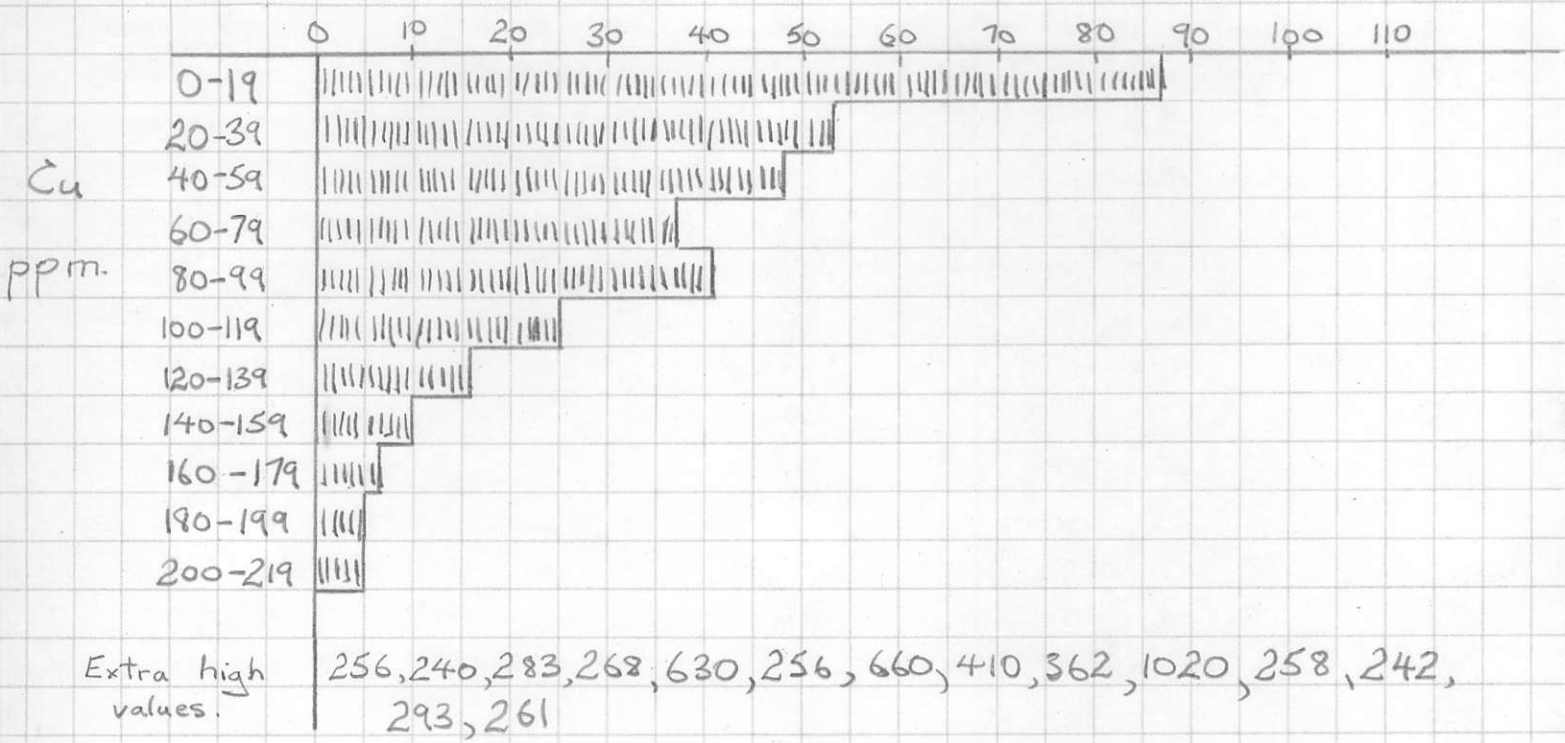

Extra high values: 256, 240, 283, 268, 630, 256, 660, 410, 362, 1020, 258, 242, 293, 261

HOSTON 1980

Selected soil map contours

	Contour at			% of samples Enclosed
Cu	(20)		---	76
	(40)		---	62
	80	ppm	—	37
	160	"	—	9
As	(20)		- - -	
	40	ppm	—	35
	80	"	—	21
	160	"	—	6
Au	25	ppb	—	35
	50	"	—	9
	100		—	4

HOSTON SOILS
1980 – As.

24 51 57

61	175	54.7
27	114	35.6
17	87	27.1
24	70	21.8
10	46	14.4
0	36	11.3
21	36	11.3
0	15	4.7
0	15	4.7
4	15	4.7
11	11	3.4
312		

As contours.

(20) – 55%.
40 – 35%.
80 – 21%.
160 – 6%.

HUSTON SOILS
1980 Cu.

				%
0 –	✓✓	72	310	
20	✓✓	46	238	76.7
40	✓✓✓	43	192	62.0
60	✓✓✓✓✓✓✓✓✓✓✓✓✓✓✓✓✓✓✓✓✓✓✓✓✓✓✓✓✓✓✓✓✓	33	149	48.1
80	✓✓✓✓✓✓✓✓✓✓✓✓✓✓✓✓✓✓✓✓✓✓✓✓✓✓✓✓✓✓✓✓✓✓✓✓✓✓	38	116	37.4
100	✓✓✓✓✓✓✓✓✓✓✓✓✓✓✓✓✓✓✓✓✓✓✓✓	24	78	25.2
120	✓✓✓✓✓✓✓✓✓✓✓✓✓✓✓✓	16	54	17.5
140	✓✓✓✓✓✓✓✓✓✓	10	38	12.3
160	✓✓✓✓✓✓	6	28	9.0
180	✓✓✓✓✓	5	22	7.1
200	✓✓✓✓	4	17	5.5
220		0		5.5
240	✓✓✓✓	4	13	4.2
260	✓✓	2	9	2.9
280	✓✓	2	7	2.3
300				
320				
340	✓			
360		1	5	
380				
400	✓	1	4	
630, 660, 1020		3	3	
		310✓		

Contours?

(20)	76
(40)	62
80 ppm –	37%
160 ppm –	9%

HOUSTON SOILS
1980 - Au

141 312

		0-4	5-9	10-14			
0 -							
10					48	171	55.0
20					50	123	39.5
30					33	73	23.4
40					12	40	12.9
50					5	28	9.0
60					4	23	7.4
70					3	19	6.1
80					3	16	5.1
90		6				13	4.2
100		29			2	13	4.2
110		31				11	3.5
120		19			1	11	3.5
130		14			3	10	3.2
140		13				7	2.2
150		13				7	2.2
160		10				7	2.2
170		6				7	2.2
180		141	0		1	7	2.2
190						6	1.9
200					1	6	1.9
210							
220					5	5	
230							
240							
250							
260							
270							
280							
290							
300							

Contours

100	4%
50	9%
25	35%

700, 440, 310 360

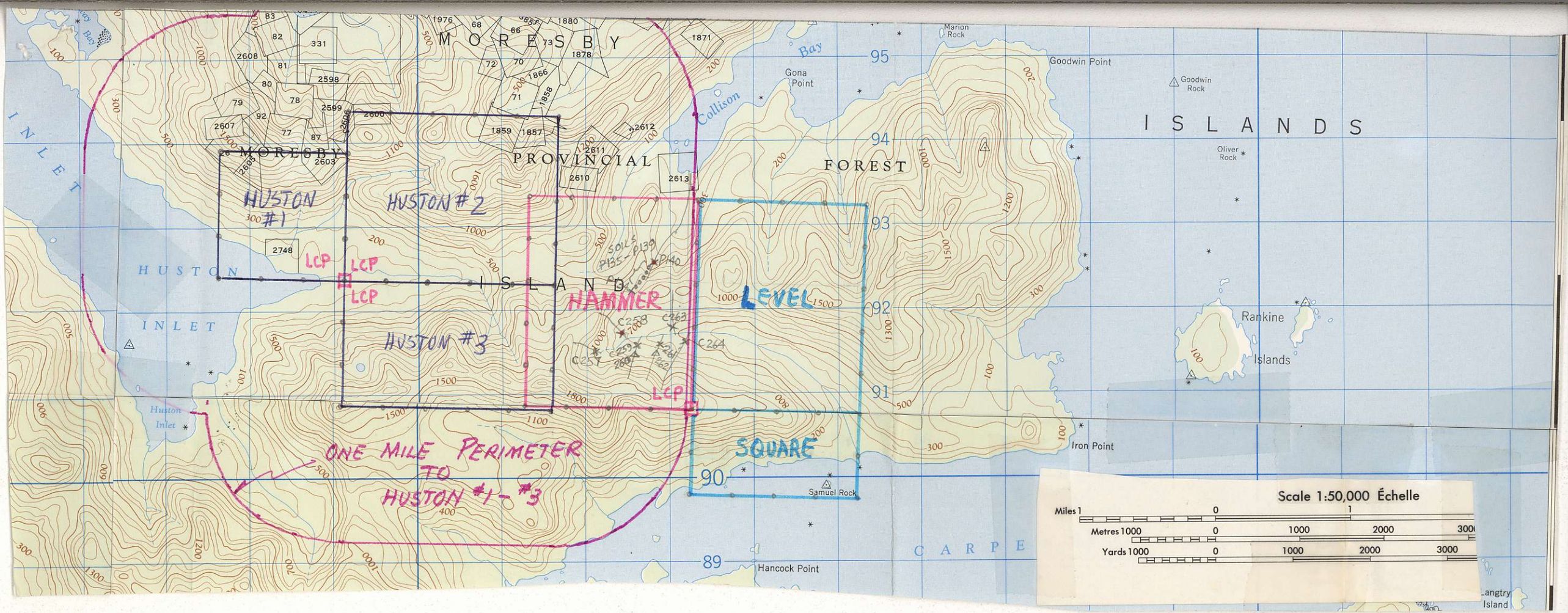
MORESBY
PROVINCIAL
FOREST
ISLANDS
INLET
HUSTON
ISLAND
HUSTON #1
HUSTON #2
HUSTON #3
HAMMER
LEVEL
SQUARE
LCP
LCP
LCP
LCP
ONE MILE PERIMETER
TO
HUSTON #1 - #3
Gona Point
Collison
Bay
Goodwin Point
Goodwin Rock
Marion Rock
Oliver Rock
Rankine
Islands
Iron Point
Samuel Rock
Hancock Point
Huston Inlet
95
94
93
92
91
90
89
Scale 1:50,000 Échelle
Miles 1 0 1
Metres 1000 0 1000 2000 3000
Yards 1000 0 1000 2000 3000

212 BROOKSBANK AVE.
NORTH VANCOUVER, B C
CANADA V7J 2C1
TELEPHONE 984-0221
AREA CODE 604
TELEX 04-352597

CHEMEX LABS LTD.

• ANALYTICAL CHEMISTS • GEOCHEMISTS • REGISTERED ASSAYERS

CERTIFICATE OF ANALYSIS

CERTIFICATE NO. 52965

INVOICE NO. 35935

RECEIVED May 22/80

ANALYSED May 28/80

TO: JMT Services Corp.
8827 Hudson St.
Vancouver, B.C.

ATTN: PROJECT 210

SAMPLE NO	PPM As	PPB Hg	See also #68167.
80C-257	45	100	
258	30	80	
259	41	110	
260	17	70	
261	35	100	
262	33	40	
263	20	70	
264	25	90	
[illegible]			
80C-[illegible]			
P80-[illegible]			Insufficient sample
[illegible]			
134	16	90	
137	110	70	
138	85	140	
139	100	80	
140	48	110	
[illegible]			
P80-[illegible]			

CTA MEMBER CANADIAN TESTING

CERTIFIED BY: Hart Biddle

212 BROOKSBANK AVE
NORTH VANCOUVER, B.C.
CANADA V7J 2C1
TELEPHONE: [redacted] 984-0221
AREA CODE: 604
TELEX: 043-52597

CHEMEX LABS LTD.

• ANALYTICAL CHEMISTS • GEOCHEMISTS • REGISTERED ASSAYERS

CERTIFICATE OF ASSAY

CERTIFICATE NO. 68167

TO: JMT Services Corp.
8827 Hudson St.
Vancouver, B.C.

INVOICE NO. 36255

RECEIVED May 22/80

ATTN Peaj 210

ANALYSED June 16/80

SAMPLE NO.	PPB Au (Combo)
80C 257	NSS
258	300
259	15
260	< 5
261	35
262	15
263	20
264	10
[redacted]	
80C [redacted]	
P80 [redacted]	
134	10
137	10
138	< 20
139	10
140	30
[redacted]	
P80 [redacted]	

Also on #52925.

NOTE: NSS Denotes Non-Sufficient Sample.

MEMBER CANADIAN TESTING ASSOCIATION

REGISTERED ASSAYER, PROVINCE OF BRITISH COLUMBIA

HUSTON

SOILS

~~Hg~~ Au

As

Cu

	Median	slope	Thresholds
Au	12	~~42°~~	23 (36%.) 44 (10%.)
As	23	45°	80 (22%)
Cu	56	32°	80 (36%.)

- As & Cu show similar bkgd. & anom rel=
- Cu threshold unusually low for Karmutsen (reflecting areas of depletion?)

HUSTON (CHEV)
SOILS:

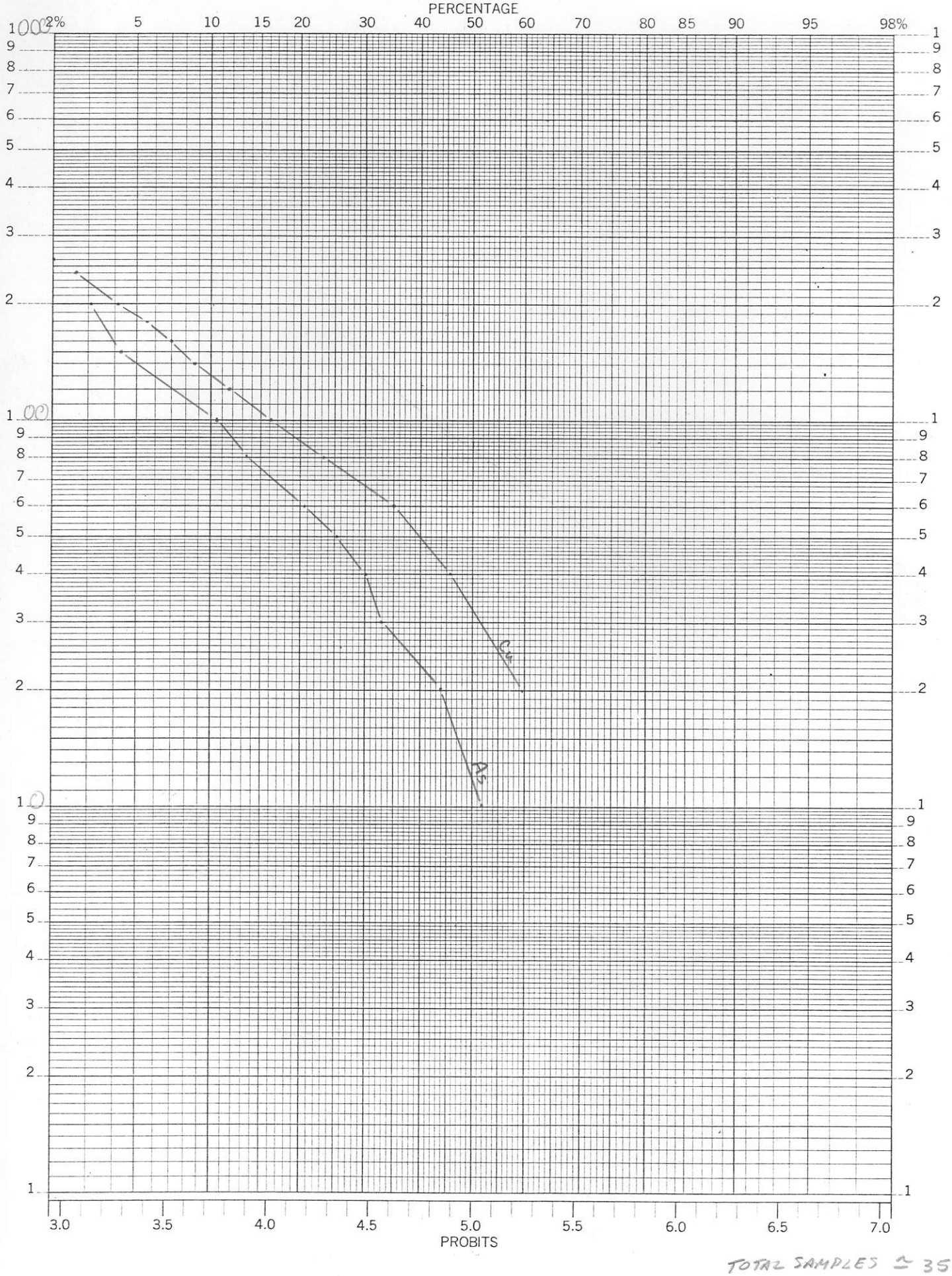

46 8080

PROBABILITY X 3 LOG CYCLES
KEUFFEL & ESSER CO. MADE IN U.S.A.

TOTAL SAMPLES ≈ 350

STAT SHEETS

HUSTON (CHEVY)

SOIL: As & Cu

As

INTERVAL	TALLY	R TOTAL	TOTAL	x %	1-x %
0-9	105	105	351	30.0	70
10-19	64	169		48.1	51.9
20-29	28	197		56.1	43.9
30-39	39	236		67.2	32.8
40-49	9	245		69.8	30.2
50-59	17	262		74.6	25.4
60-69	17	279		79.5	20.5
70-79					
80-89	25	304		86.6	13.4
90-99					
100-109	10	314		89.5	10.5
150-159	22	336		95.7	4.3
200	4	340		96.9	3.1
300	5	345		98.3	1.7
400	4	349			
500	1	350			
600	1	351			

Cu

0-19	87	87	345	25.2	74.8
20-39	53	140		40.6	59.4
40-59	48	188		54.5	45.5
60-79	37	225		65.2	34.8
80-99	40	265		76.8	23.2
100-119	25	290		84.0	16.0
120-139	15	305		88.4	11.6
140-159	10	315		91.3	8.7
160-179	6	321		93	7
180-199	5	326		94.5	5.5
200-219	5	331		95.9	4.1
220-239	—				
240-259	5	336		97.4	2.6
260-279	2	338		98.0	2.0
280-299	2	340			
360	1	341			
410	1	342			
630	1	343			
660	1	344			
1000	1	345			