

SEP 10 1984

826200

Anaconda
 1984 Assay Result

ASSAY REPORT

TO: Corporation Falconbridge Copper
 6415 - 64 Street
 Delta, B.C.
 V4K 4E2

FILE NO.: 84-267

DATE: Sept. 10, 1984

ATTENTION: A. Davidson

GIBSON
 cc. ~~Tan King~~

PROJECT: Britannia

Sample Description	Au g/t	Ag g/t	Cu %	Zn %
RSC A	.20	63	15.8	.05
B	L.05	82	21.2	.17
C	.20	107	22.3	.05
D	.20	46	10.4	.04
E	.20	26	5.62	.06
F	.20	55	9.42	.04
B1	L.05	72	15.6	.02
B2	1.40	56	3.32	23.6
B3	.20	1.0	.06	.09
FC-M-84-1	L.05	L.5	.01	.03
FC-HG-84-22	L.05	L.5	.01	.02
FC-84-G-27	L.05	L.5	.02	.01
IR-84-G-3	.10	103	24.5	.47
IR-G-84-5	.40	6.5	.13	.01
IR-G-84-5A	.20	1.5	.22	.02
IR-G-84-8	L.05	15.0	3.63	.06
IR 84001	L.05	L.5	.09	.02
84004	1.00	L.5	.01	.01
84006	.10	L.5	.06	.02
84009	.30	L.5	.03	.01
84012	L.05	L.5	.03	.01
84013	L.05	L.5	.01	.02
84014	L.05	L.5	.09	.02
84015	L.05	L.5	.06	.05
84017	L.05	L.5	.01	.01
84019	L.05	L.5	.01	.01
84020	L.05	L.5	.01	.02
84022	L.05	L.5	.01	.02
84025	L.05	L.5	.02	L.01
84029	.10	L.5	.05	L.01
84102	.10	L.5	.01	.01
84105	L.05	L.5	.01	.01
84107	.10	L.5	.01	L.01
84110	.10	L.5	.04	.01
84120	L.05	L.5	.02	.01
84123	L.05	1.5	.40	.01
84124	L.05	L.5	.06	.01

Roy
 showing

- FAIRVIEW ZN.

IR.

WHY ARE
 THESE FOR
 ASSAY
 London Porphyry
 OK
 No Au?

"L" indicates "less than"

Rejects retained one month,
 pulps one year, unless
 specific arrangements made.

[Signature]
 Certified Assayer of British Columbia

GEOCHEMICAL REPORT

TO: Corporation Falconbridge Copper
 6415 - 64 Street
 Delta, B.C.
 V4K 4E2

FILE NO.: 84-336

DATE: October 25, 1984

ATTENTION: Harold Gibson cc. A. Davidson

PROJECT:

Sample Description	Au ppb	Ag ppm	Cu ppm	Zn ppm
FC-84-G-57	L5	L.1	54	30
58	140	L.1	32	100
59	2,050	L.1	10	52
60	L5	L.1	24	40
61	L5	L.1	26	110
62	30	L.1	28	108
63	L5	L.1	32	78
64	L5	L.1	30	114

"L" indicates "less than"

Au: fire assay, AA.
 Ag,Cu,Zn: 20% nitric acid digestion, AA.

Sample Description

57- cherty felsic tuff

58- argillaceous tuff

same o/c < 59- Brecciated cherty felsic tuff - arsenopyrite in matrix

60- cherty felsic tuff, as above, but not brecciated/mineralized

61- argillaceous tuff

62- cherty felsic tuff

63- argillaceous tuff

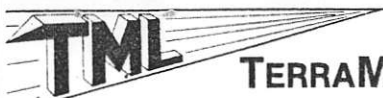
64- pyritic gossan in argillaceous tuff

Alex

- here's a copy of the geochem results for the felsic tuff/argillite unit that rests on the north side of the Davite "dome" - Ferry Creek area

.....2

H.



TERRAMIN RESEARCH LABS LTD.

Corp. Falconbridge Copper


Harold Gibson

213
08/11/84

JOB # 84-211

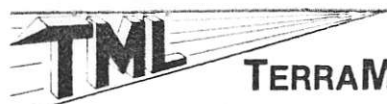
Page 1/14

	Client No.	SiO ₂ %	CaO %	Na ₂ O %	K ₂ O %	Fe ₂ O ₃ %	TiO ₂ %		Cu ppm	Zn ppm				
1	A0 001 84	67.4	.543	3.91	.741	9.24	.484		39	33				
2	003	52.2	2.95	4.45	1.45	8.91	.951		55	85				
3	005	52.4	3.33	4.99	1.37	8.52	.934		25	106				
4	007	56.7	3.60	3.81	1.21	7.69	.784		23	220				
5	009	64.8	.743	.670	.688	13.3	.400		162	92				
6	011	57.1	1.83	3.86	.752	8.92	.651		15	260				
7	013	56.0	4.88	4.73	.997	7.61	.784		10	97				
8	015	52.8	3.83	3.77	2.04	8.59	.867		21	150				
9	017	51.3	5.30	4.03	2.14	9.05	.951		84	79				
10	019	51.1	5.44	4.19	1.60	9.25	.967		79	129				
1	021	54.5	6.41	5.10	1.36	8.09	.901		21	114				
2	023	53.1	5.34	5.12	1.60	10.4	.967		15	95				
3	025	53.9	6.38	4.73	.987	10.4	.951		18	69				
4	027	50.9	6.72	4.62	.999	9.42	.951		15	94				
5	029	50.7	7.39	4.02	.894	8.11	.984		18	99				
6	031	68.9	.498	.923	3.57	4.25	.484		4	61				
7	033	70.6	.045	.187	2.39	5.42	.117		5	22				
8	035	65.9	.400	2.10	1.99	3.32	.284		4	32				
9	037	72.1	.306	.297	2.29	6.02	.384		7	31				
20	039	66.0	.281	.078	.976	12.3	.167		17	74				



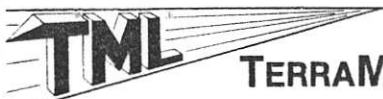
TERRAMIN RESEARCH LABS LTD.

	Client No.	SiO ₂ %	CaO %	Na ₂ O %	K ₂ O %	Fe ₂ O ₃ %	TiO ₂ %		Cu ppm	Zn ppm				
2 1	AO 041 84	57.1	2.88	4.49	.063	10.2	1.20		2	83				
2	043	50.9	4.07	2.53	.571	9.68	1.18		9	151				
3	045	52.0	1.69	4.80	.022	10.3	1.15		86	320				
4	047	54.1	2.08	4.18	.207	8.81	1.00		44	280				
5	049	53.3	1.62	3.11	.898	8.77	.917		44	240				
6	051	63.5	1.76	4.73	.615	4.98	.751		4	46				
7	052	64.2	1.29	2.31	2.21	7.72	.784		3	55				
8	053	71.4	.746	2.45	2.07	5.26	.600		6	29				
9	054	63.5	2.49	1.58	1.61	9.04	.867		3	26				
3 0	055	67.0	3.05	3.34	.777	6.62	.667		3	27				
1	056	62.0	3.19	5.32	.020	9.01	.851		7	41				
2	057	70.0	3.48	4.10	1.89	4.23	.367		10	37				
3	058	69.1	3.67	4.17	1.92	4.42	.367		3	31				
4	059	77.7	.397	3.11	.977	1.54	.117		1	28				
5	060	70.2	.211	2.31	3.35	1.89	.183		4	22				
6	061	71.9	.166	3.26	.782	1.57	.117		2	23				
7	062	70.0	.101	2.84	1.41	1.47	.100		2	18				
8	063	59.0	.001	.291	3.40	1.53	.117		1	36				
9	064	64.6	.052	.075	3.51	4.20	.417		5	59				
4 0	065	69.7	.088	2.76	1.66	1.69	.117		1	31				



TERRAMIN RESEARCH LABS LTD.

	Client No.	SiO ₂ %	CaO %	Na ₂ O %	K ₂ O %	Fe ₂ O ₃ %	TiO ₂ %		Cu ppm	Zn ppm					
4 1	A0 066 84	73.4	.111	1.50	.892	2.55	.167		5	47					
2	067	67.0	.353	3.57	.898	4.80	.517		4	83					
3	068	53.9	1.92	3.77	.441	7.81	.901		21	151					
4	068-A	61.0	5.72	3.28	2.19	5.95	.567		25	48					
5	069	66.7	.737	7.13	.135	2.22	.317		5	31					
6	070	63.5	.448	.097	2.60	8.89	.300		1	47					
7	071	55.0	1.34	6.00	1.60	6.33	.467		70	102					
8	072	64.4	.152	.102	3.51	8.24	.167		37	52					
9	073	64.8	.760	.987	3.35	6.42	.250		78	72					
5 0	074	62.9	.557	3.29	2.49	4.48	.450		4	63					
1	075	67.2	.653	1.85	2.81	3.66	.317		8	49					
2	076	68.7	1.30	5.06	1.07	2.63	.250		3	49					
3	077	59.3	.688	4.85	1.60	4.03	.384		1	37					
4	078	47.7	3.44	3.71	2.05	11.5	1.23		141	152					
5	079	58.0	2.78	1.70	3.08	7.84	.651		51	104					
6	080	55.8	3.92	3.87	2.29	8.52	.951		19	99					
7	081	58.4	2.78	5.34	.500	6.66	.517		13	48					
8	082	65.9	2.00	.662	5.52	3.46	.400		10	30					
9	083	54.3	11.2	1.46	.166	10.1	.967		6	52					
6 0	084	58.8	3.71	2.48	1.86	8.62	1.13		15	52					



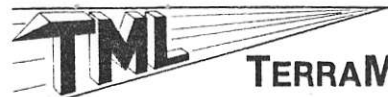
TERRAMIN RESEARCH LABS LTD.

	Client No.	SiO ₂ %	CaO %	Na ₂ O %	K ₂ O %	Fe ₂ O ₃ %	TiO ₂ %		Cu ppm	Zn ppm				
6 1	A0 085 84	71.0	1.07	1.37	2.58	4.80	.250		56	35				
2	086	64.2	1.72	2.97	2.41	4.85	.500		2	25				
3	087	60.5	2.62	3.06	3.08	3.46	.400		2	14				
4	088	59.0	1.25	4.79	1.28	2.32	.250		9	15				
5	089	61.0	2.21	4.25	2.87	2.45	.350		1	17				
6	090	62.2	1.44	2.64	3.28	4.59	.484		1	26				
7	091	62.5	4.21	3.86	2.28	3.45	.467		1	19				
8	092	62.0	4.27	6.32	1.28	2.67	.584		2	15				
9	092 A	60.1	5.60	3.28	2.19	5.36	.450		44	42				
7 0	093	61.8	5.34	3.91	.611	6.44	.634		4	26				
1	094	64.6	3.22	4.62	1.35	2.66	.384		2	14				
2	095	50.3	4.21	4.68	.748	6.91	.684		7	35				
3	096	68.5	10.6	.070	.018	6.85	.267		670	14				
4	097	63.1	.309	.906	1.45	5.29	.450		10	141				
5	098	62.7	.409	.142	3.43	6.41	.751		5	103				
6	099	68.7	.271	1.75	1.42	5.15	.350		11	119				
7	100	74.4	.111	.698	2.18	2.85	.234		10	98				
8	101	70.8	.145	1.71	3.05	2.25	.284		5	53				
9	102	71.9	.228	.670	5.98	2.26	.284		9	48				
8 0	103	65.9	1.40	5.23	1.07	3.95	.367		2	35				



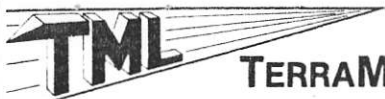
TERRAMIN RESEARCH LABS LTD.

	Client No.	SiO ₂ %	CaO %	Na ₂ O %	K ₂ O %	Fe ₂ O ₃ %	TiO ₂ %		Cu ppm	Zn ppm					
8 1	A0 104 84	72.7	1.16	4.38	2.12	2.22	.250		11	13					
2	105	68.2	1.40	2.66	3.81	5.29	.384		3	24					
3	106	68.5	2.07	3.87	2.23	4.16	.400		4	22					
4	107	54.5	6.11	3.91	1.24	9.52	1.12		74	69					
5	108	49.6	7.72	2.74	.574	10.3	1.27		6	83					
6	108 A	72.1	1.40	2.66	1.06	4.53	.400		3	35					
7	109	69.7	1.21	4.57	1.94	2.77	.284		5	13					
8	110	72.1	1.39	7.02	.352	2.49	.317		1	14					
9	111	47.5	5.97	2.55	3.63	9.35	.917		2	92					
9 0	112	72.5	.183	1.58	3.74	2.36	.250		4	67					
1	113	69.7	.152	.975	3.07	2.96	.350		81	73					
2	114	51.3	.582	2.78	1.01	10.4	1.18		43	290					
3	115	66.7	.249	2.43	2.77	4.46	.367		6	77					
4	116	64.0	.533	.090	2.72	6.05	.517		85	183					
5	117	79.1	.132	.055	2.49	2.95	.267		67	29					
6	118	59.9	.593	.202	2.54	9.04	.984		9	173					
7	118 A	63.3	5.90	3.21	2.19	5.69	.484		40	45					
8	119	26.3	18.3	.363	.557	11.1	.634		26	360					
9	120	58.2	2.66	4.14	1.57	9.48	.784		61	120					
10 0	121	72.7	2.39	3.10	3.86	2.46	.267		1	54					




TERRAMIN RESEARCH LABS LTD.

	Client No.	SiO ₂ %	CaO %	Na ₂ O %	K ₂ O %	Fe ₂ O ₃ %	TiO ₂ %		Cu ppm	Zn ppm					
101	A0 122 84	70.0	.187	3.48	4.54	2.57	.284		1	61					
2	123	68.7	2.99	3.80	2.64	3.17	.300		2	54					
3	124	69.7	3.71	4.38	2.74	2.25	.267		4	920					
4	125	57.5	1.04	6.67	.181	7.59	.901		43	87					
5	126	67.0	.269	1.33	2.36	3.70	.417		19	52					
6	127	62.7	3.09	5.80	.048	8.35	.851		43	74					
7	128	78.1	1.83	2.47	1.21	2.20	.150		1	24					
8	129	67.2	.102	.229	3.00	2.72	.317		1	30					
9	130	70.6	.232	2.91	1.89	2.66	.284		1	41					
11 0	131	70.4	.754	2.84	1.82	2.55	.267		1	38					
1	132	69.5	.168	4.07	2.86	1.82	.350		2	46					
2	133	63.5	2.03	2.94	1.77	6.12	.667		6	54					
3	134	59.5	1.12	3.83	2.31	5.13	.784		1	43					
4	135	64.4	1.25	3.13	2.10	4.80	.567		14	35					
5	136	53.9	.291	.431	.927	20.6	.500		56	52					
6	137	68.0	1.68	4.58	.529	4.28	.517		1	39					
7	138	63.1	2.03	2.87	1.53	6.91	.767		2	44					
8	139	72.9	.727	5.62	1.18	1.07	.133		9	37					
9	140	57.3	4.94	4.42	1.28	6.88	.917		12	80					
12 0	141	63.5	5.82	3.29	2.07	5.65	.484		60	43					



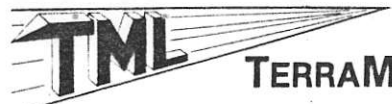
TERRAMIN RESEARCH LABS LTD.

	Client No.	SiO ₂ %	CaO %	Na ₂ O %	K ₂ O %	Fe ₂ O ₃ %	TiO ₂ %		Cu ppm	Zn ppm				
121	DC 001 84	56.5	7.06	4.03	1.40	9.51	.967		48	43				
2	002	62.0	.723	1.82	2.59	6.29	.550		47	169				
3	003	59.9	.711	1.89	2.46	6.13	.534		41	194				
4	004	56.0	6.30	5.18	.797	8.72	1.02		12	70				
5	005	71.7	3.27	2.52	1.87	3.72	.384		7	62				
6	006	63.3	.918	1.47	2.76	5.22	.500		37	137				
7	007	68.5	.616	.838	3.07	4.92	.467		42	1850				
8	008	62.5	1.09	1.48	3.24	6.35	.784		48	161				
9	009	61.6	6.80	3.69	.127	9.05	.934		13	75				
130	010	63.0	1.54	1.44	2.75	6.85	.534		47	160				
1	011	68.9	1.89	5.63	1.45	2.62	.267		6	37				
2	012	61.0	2.95	2.56	2.90	7.26	.684		44	210				
3	013	60.5	1.64	1.82	2.37	4.96	.550		43	91				
4	014	56.9	6.83	4.38	.183	8.88	.817		50	34				
5	015	57.8	5.69	4.80	1.33	8.95	.951		64	109				
6	016	57.1	6.46	4.10	1.64	9.65	.867		28	129				
7	017	55.2	8.41	3.49	1.24	8.81	.801		32	46				
8	018	56.7	7.18	4.26	.877	9.08	.834		40	49				
9	019	50.3	12.1	2.72	.098	11.3	1.10		58	44				
14 0	020	62.5	1.58	5.69	1.06	6.48	.534		4	31				




TERRAMIN RESEARCH LABS LTD.

	Client No.	SiO ₂ %	CaO %	Na ₂ O %	K ₂ O %	Fe ₂ O ₃ %	TiO ₂ %		Cu ppm	Zn ppm				
14 1	DC 021 84	64.0	.665	4.46	1.03	7.84	.434		4	37				
2	022	62.9	5.48	3.07	2.07	5.76	.517		34	48				
3	023	68.0	1.37	4.48	2.33	4.19	.484		2	30				
4	024	50.1	2.39	2.75	.377	10.2	1.00		15	156				
5	025	50.3	1.80	5.80	.484	12.6	1.02		22	98				
6	026	68.0	2.39	5.34	.978	6.41	.667		12	43				
7	027	67.8	.930	2.32	2.48	7.89	.617		21	58				
8	028	71.4	.483	1.50	2.84	6.26	.484		19	50				
9	029	67.4	1.11	2.45	1.74	9.78	.567		29	78				
15 0	030	56.5	4.48	4.99	.071	12.5	1.18		49	70				
1	031	71.0	1.27	2.08	2.19	7.48	.550		12	51				
2	032	67.8	.769	1.89	2.92	7.22	.617		25	56				
3	033	60.1	4.17	3.81	.128	12.3	1.08		54	168				
4	034	70.6	1.18	2.33	2.22	7.14	.534		24	142				
5	035	73.8	.939	1.87	2.17	7.49	.484		64	280				
6	036	70.2	.386	1.62	2.98	6.76	.534		40	40				
7	037	75.1	.516	5.81	2.30	1.69	.150		3	19				
8	038	58.2	4.73	4.69	1.17	10.3	1.18		24	113				
9	039	72.3	.824	1.94	2.27	6.66	.534		24	53				
16 0	040	68.0	2.34	5.82	.822	6.39	.667		8	40				



TERRAMIN RESEARCH LABS LTD.

	Client No.	SiO ₂ %	CaO %	Na ₂ O %	K ₂ O %	Fe ₂ O ₃ %	TiO ₂ %		Cu ppm	Zn ppm					
16	1 DC 041 84	68.5	.655	1.04	3.22	7.98	.600		43	77					
2	042	66.7	6.13	3.44	2.35	5.89	.484		31	44					
3	043	72.5	2.53	4.37	.151	5.25	.534		40	260					
4	044	55.0	1.08	4.34	.639	9.82	1.18		28	50					
5	045	67.0	1.37	3.05	2.41	7.49	.634		22	62					
6	046	68.9	1.80	5.94	1.08	6.55	.734		27	64					
7	047	71.9	.417	1.04	2.66	6.89	.484		34	153					
8	048	70.6	.445	1.21	3.11	6.52	.617		38	150					
9	049	56.5	10.8	2.82	.806	11.4	1.02		38	42					
17	0	050	72.7	2.24	1.93	2.04	7.55	.484	58	35					
1	051	76.6	2.81	5.84	.516	2.12	.450		1	75					
2	052	57.8	7.01	3.44	1.14	12.1	1.02		70	49					
3	053	70.8	3.08	2.48	1.77	6.68	.550		25	72					
4	054	74.2	1.97	6.92	.705	3.20	.467		21	26					
5	055	70.4	4.32	3.48	1.48	7.44	.617		29	62					
6	056	61.8	4.63	3.64	1.67	5.93	.684		4	75					
7	057	71.9	1.99	1.86	1.71	5.91	.450		2	83					
8	058	70.2	2.36	1.95	2.36	6.76	.550		48	72					
9	059	57.5	6.58	1.89	.872	11.7	1.00		34	108					
18	0	060	70.7	1.72	1.91	2.47	6.92	.534	47	135					



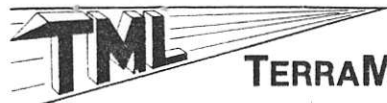
TERRAMIN RESEARCH LABS LTD.

	Client No.	SiO ₂ %	CaO %	Na ₂ O %	K ₂ O %	Fe ₂ O ₃ %	TiO ₂ %		Cu ppm	Zn ppm				
181	DC 061 84	65.9	3.27	4.35	.945	4.43	.567		49	140				
2	062	66.1	1.39	1.75	2.65	6.39	.500		40	122				
3	063	53.3	8.52	1.81	.455	10.6	.967		49	43				
4	064	53.5	8.42	4.48	.176	9.19	1.02		66	1070				
5	065	52.2	10.2	2.35	.210	10.9	.984		67	106				
6	066	66.7	2.53	4.39	.577	6.13	.634		66	107				
7	067	63.5	1.11	1.52	2.66	6.02	.467		44	84				
8	068	50.9	9.50	2.36	.133	10.6	.967		53	47				
9	069	68.0	.748	1.06	2.92	5.81	.417		8	50				
19 0	070	71.4	.985	1.58	2.37	5.28	.400		35	104				
1	071	67.0	1.47	1.82	2.08	6.12	.484		38	152				
2	072	62.7	5.54	3.13	2.22	5.92	.517		22	46				
3	RS 001 84	59.9	.253	.140	5.96	7.11	.600		410	177				
4	002	56.5	.722	3.44	2.12	6.78	.817		7	132				
5	003	71.2	.112	2.70	7.88	.358	.067		2	8				
6	004	77.7	.148	2.63	6.23	.872	.050		1	34				
7	005	77.4	.199	2.28	6.56	.930	.067		1	24				
8	006	76.6	.092	2.06	6.46	.829	.083		5	20				
9	007	48.3	.395	1.85	3.15	12.0	.817		3	201				
20 0	008	55.8	.207	.094	3.30	9.91	.484		15500	360				




TERRAMIN RESEARCH LABS LTD.

	Client No.	SiO ₂ %	CaO %	Na ₂ O %	K ₂ O %	Fe ₂ O ₃ %	TiO ₂ %		Cu ppm	Zn ppm				
20	1 RS 009 84	77.0	.150	4.29	2.81	1.14	.067		26	18				
2	010	69.1	.161	1.39	3.10	3.19	.334		32	63				
3	011	54.8	.269	1.69	2.35	7.72	.651		21	260				
4	012	73.4	.104	2.44	5.51	1.00	.050		9	23				
5	013	74.2	.109	3.38	5.33	.958	.050		2	30				
6	014	72.7	.105	2.20	6.51	1.16	.067		2	28				
7	015	72.9	.450	3.69	3.54	1.23	.083		14	40				
8	016	51.1	.656	3.41	1.77	7.52	.734		10	300				
9	017	73.6	.108	.217	8.99	1.13	.067		18	31				
21	0 018	68.2	.029	.599	3.31	2.96	.150		1	82				
1	019	47.7	7.01	3.60	.994	9.95	.967		46	72				
2	020	50.5	7.40	2.84	1.30	9.87	1.03		50	79				
3	021	67.8	.487	6.07	1.07	3.36	.234		2	81				
4	022	59.3	3.67	4.30	2.29	5.86	.334		10	87				
5	023	67.8	.172	.457	4.00	2.27	.150		1	47				
6	024	68.5	.196	1.29	3.41	2.87	.334		6	86				
7	025	57.8	.248	1.02	3.45	6.86	.667		11	181				
8	026	70.6	.880	.803	8.89	.901	.050		3	41				
9	027	72.7	.108	1.07	9.11	.686	.067		2	102				
22	0 028	77.4	.143	2.64	5.82	.744	.033		1	20				



TERRAMIN RESEARCH LABS LTD.

	Client No.	SiO ₂ %	CaO %	Na ₂ O %	K ₂ O %	Fe ₂ O ₃ %	TiO ₂ %		Cu ppm	Zn ppm				
22	1 RS 029 84	69.7	.208	.617	7.82	.930	.050		5	70				
2	030	62.0	.297	3.60	2.08	4.63	.434		4	107				
3	031	65.5	.231	2.66	2.10	3.80	.350		6	126				
4	032	67.0	.152	1.07	3.21	3.39	.367		4	142				
5	033	88.3	.077	.028	.070	1.80	.050		8	47				
6	034	67.2	.439	3.64	1.05	4.36	.267		6	142				
7	035	60.1	2.04	4.72	1.27	6.51	.550		5	146				
8	036	47.1	4.87	3.49	1.19	10.5	.934		98	192				
9	037	49.6	.368	.848	4.10	13.7	.684		52	173				
23	0 038	47.1	7.60	2.94	1.18	9.90	1.00		65	118				
1	039	61.4	5.62	3.11	2.07	5.91	.467		58	49				
2	101	57.1	.315	.437	5.71	6.69	.600		25	184				
3	102	56.0	2.43	3.29	1.71	7.15	.801		10	93				
4	103	74.9	.192	3.96	2.71	1.10	.033		21	190				
5	104	71.7	.084	2.31	6.71	.901	.050		33	20				
6	105	60.3	.118	4.23	2.76	.572	.067		2	16				
7	106	45.1	2.25	4.31	1.06	11.5	.984		40	182				
8	107	66.1	.077	1.63	6.39	1.29	.033		2	69				
9	108	65.7	.042	1.35	6.48	.572	.033		2	11				
24	0 109	70.0	.248	2.90	4.64	.858	.050		6	32				



TERRAMIN RESEARCH LABS LTD.

	Client No.	SiO ₂ %	CaO %	Na ₂ O %	K ₂ O %	Fe ₂ O ₃ %	TiO ₂ %		Cu ppm	Zn ppm				
241	RS 110 84	53.5	.297	1.09	4.18	8.18	.701		55	240				
2	111	61.2	1.78	4.92	2.12	4.13	.250		30	102				
3	112	61.6	.126	.058	3.33	6.12	.500		35	151				
4	113	56.7	.235	.869	3.45	6.48	.634		23	170				
5	114	56.5	.267	.256	6.19	7.25	.617		92	190				
6	115	52.6	.185	.096	5.68	6.56	.784		6	99				
7	116	50.3	.278	1.64	2.53	8.07	.717		43	300				
8	117	70.6	.155	5.73	3.06	1.03	.083		2	30				
9	118	72.3	.087	2.28	5.99	1.04	.067		2	13				
25 0	119	73.2	.087	2.55	5.98	.801	.050		3	15				
1	120	62.2	.011	.662	7.27	.586	.050		7	14				
2	121	70.2	.017	.415	7.72	.887	.033		2	35				
3	122	55.0	.257	2.80	2.11	7.56	.667		3	200				
4	123	66.7	.189	3.19	7.63	1.26	.067		2	9				
5	124	74.0	.145	2.57	4.76	1.17	.050		6	14				
6	125	63.5	1.11	4.62	1.88	5.96	.334		4	115				
7	126	66.3	.488	6.21	.362	3.20	.267		1	100				
8	127	71.9	.473	1.10	4.55	3.26	.334		141	270				
9	128	59.0	.470	3.32	1.93	7.62	.701		9	109				
26 0	129	76.2	.123	2.17	5.35	1.09	.050		1	25				

