822596

HORN PROPERTY LITHOGEOCHEM SAMPLE RECORD

SAMPLE NUMBER	LOCATION	ROCK TYPE	STRUCTURE
92-TB-001	R-9550W	META SED. 1	130/25 SW
002	-9250W 768N	META GABBRO	175/23 SW
003	9240W 774N	META GABBRO	
004	9250W 180N	META SED	130/10 SW
005	9250W 010S	META SED	143/33 SW
006	9250W 176S	META SED	169/08 SW
007	9250W 226S	META SED	155/30 SW
008	8980W 710N	META SED	
009	9000W 715N	META SED	066/36 SE
010	9000W 642N	META SED	066/75 SE
011	8980W 642N	META SED	085/75 SE
012	9000W 600N	META SED	098/16 SW
013	9000W 344N	META SED	143/27 SW
014	9000W 280N	META SED	107/29 SW
015	8906W 262N	META SED	162/12 SW
016	8930W 215N	GABBRO?	
017	9000W 180S	META SED	144/54 SW
018	8500W 008S	META GABBRO	128/39 SW
019	8485W 060N	META GABBRO	
020	8500W 074N	META GABBRO	
021	8500W 138N	META SED	022/18 NW
022	8055W 650S	QTZ VEIN	
023	8055W 650S	META SED	
024	7750W 970N	META SED	161/37 SW
025	7750W 930N	META SED	
026	7750W 750N	META SED FLT	
027	7750W 426S	META SED FLT	
028	8997W 301N	META SED	140/39 SW
029	9035W 285N	META SED	
030	8090W 640S	QTZ VEIN	

HORN PROPERTY LITHOGEOCHEM SAMPLE RECORD

92-TB-031	7500W 548S	META SED FLT	
032	7500W 542S	META SED FLT	
033	7526W 572S	META SED	048/12 SE
034	7508W 510S	META SED	
035	7500W 504S	META SED	011/80 SE
036	7470W 442S	META SED	165/50 NE
037	7482W 444S	META SED	
038	7250W 270N	META SED FLT	
039	7250W 056N	META SED	083/50 SE
040	7500W 465N	META SED	103/81 SW
041	6522W 222S	META SED	
042	6500W 332S	META SED FLT	
043	6500W 309N	META SED FLT	
044	6750W 342S	META SED	
045	6754W 372S	META SED	035/62 SE
046	6758W 419S	META SED	030/57 SE
047	6785W 545S	META SED	
048	6754W 537S	META SED FLT	
049	7792W 415S	META SED	030/73 SE
050	9750W 050S	META SED	150/27 SW
051	9756W 034S	PEGMATITE	157/39 SW
052	9797W 047S	META SED	
053	9750W 090S	META SED	167/34 SW
054	9750W 235S	META SED	130/20 SW
055	9750W 303S	META SED	141/26 SW
056	9750W 363S	META SED	170/17 SW
057	9750W 422S	META SED	158/22 SW
058	9484W 049S	META SED	158/30 SW
059	9500W 182S	META SED	168/16 SW

HORN PROPERTY LITHOGEOCHEM SAMPLE RECORD

SAMPLE NUMBER	LOCATION	ROCK TYPE	STRUCTURE
92-TB-060	9500W 228S	META SED	165/44 SW B
061	9500W 270S	META SED	164/15 SW B
062	9030W 260S	META SED	163/08 SW B
063	9030W 253S	META SED	
064	8968W 200S	META SED	137/21 SW B
065	9000W 180S	GABBRO	
066	8750W 595S	GABBRO	
067	9320W 904N	META SED	153/24 SW B
068	9280W 1014N	GABBRO	155/43 SW F
069	8750W 462N	META SED FLT	
070	8750W 312N	META SED FLT	
071	8750W 300N	META SED	173/30 SW B
072	8750W 250N	META SED	
073	8750W 206N	META SED	150/17 SW B
074	8750W 095N	GABBRO	
075	7615W 398S	META SED	167/70 SW F
076	6710W 370S	META SED	013/87 SE F
077	6660W 378S	META SED	021/88 NW F
078	6660W 380S	META SED	
079	6660W 392S	META SED	
080	7770W 450S	META SED	023/83 NW I
081	6732W 982N	META SED	
082	℄ 8540W	GABBRO	
083	8010W 600S	META SED	037/64 SE F
084	9160W 335N	META SED	154/38 SW B
085	9127W 271N	META SED	005/51 NW F
086	8830W 314N	META SED	158/25 SW B
087	6383W 470S	META SED	
088	6841W 103N	GABBRO	092/70 SW FAULT
089	6557W 357N	META SED	

HORN PROPERTY LITHOGEOCHEM SAMPLE RECORD

SAMPLE NUMBER	LOCATION	ROCK TYPE	STRUCTURE
92-TB-090	6922W 929N	META SED	
091	6840W 1355N	META SED	153/26SW F
092	032S 2775W	CLAIR FRAGMENTAL	
093	8260W 150N	META SED FLT	
094	8250W 310N	GABBRO	
095	8250W 300N	META SED FLT	
096	8500W 440N	META SED FLT	
097	8515W 445N	META SED FLT	
098	8485W 405N	META SED FLT	
099	8500W 297N	META SED FLT	
100	8450W 240N	META SED FLT	
101	8254W 149N	META SED	163/31 SW B
102	8257W 148N	META SED	050/19 NW
103	8492W 407N	META SED	167/23 SW
104	9236W 335N	META SED	171/17 SW
105	8750W 296N	META SED	150/15 SW
106	8743W 291N	META SED	135/22SW
107	℄ 6520W	GABBRO FLT	
108	9750W 075S	META SED	145/28SW
109	6810W 527S	ALBITITE	
110	10650W 530S	META SED	
111	8000W 098N	META SED	
112	8500W 258N	META SED	
113	8500W 258N	META SED	174/16 SW
114	8256W 148N	META SED	
115	9370W 025S	META SED	156/35 SW
116	9370W 025S	META SED	156/35 SW
117	7000W 825N	ALBITITE FLT	
118	6700W 734N	ALBITITE FLT	
119	℄ 9326W	META SED	

HORN PROPERTY LITHOGEOCHEM SAMPLE RECORD

1:10,000 KOKANEE MAP.

SAMPLE NUMBER	LOCATION	ROCK TYPE	STRUCTURE
92-TB-120	9370W 025S	META SED FLOAT.	
121	HELL ROARING STK	GABBRO	
122	HELL ROARING STK	PEGMATITE STOCK	
123	HELL ROARING STK	GABBRO ~~PEGMATITE~~	
124	BOY SCOUT	META SED	
125	BOY SCOUT	QTZ/SX VEIN FLT	
126	BOY SCOUT	SULPHIDE VEIN	
127	HELL ROARING RD	ALBITITE	
128	HELL ROARING RD.	ALBITITE	
129	ANGUS CK ROAD	META SEDS	
130	8500W 145S	META SED FLT	
131	8506W 150S	META SED FLT	
132	8445W 146S	ALBITITE FLT	
133	7250W 1050N	ALBITITE FLT	
134	7250W 1110N	ALBITITE FLT	
135	7270W 1150N	GABBRO	
136	7335W 910N	GABBRO	
137	7350W 540N	META SED	
138	7350W 540N	META SED	
139	7340W 550N	META SED	
140	7406W 416N	META SED	130/46 SW
141	7336W 210N	META SED	
142	7325W 210N	META SED	170/66 SW
143	7190W 148N	META SED	
144	7188W 138N	META SED	
145	7157W 160N	META SED	
146	7138W 167N	META SED	
147	7163W 150N	META SED.	
148	8150W 840S	META SED	129/62 SW F
149	8400W 890S PUDDING BURN CK	GABBRO	150/90 SW J

HORN PROPERTY LITHOGEOCHEM SAMPLE RECORD

SAMPLE NUMBER	LOCATION	ROCK TYPE	STRUCTURE
92-TB-150	8410W 900S PUDDING BURN CR	GABBRO	123/25 SW J
151	8160W 1030S	ALBITIC SED FLT	
152	8190W 970S	META SED S/C. (SX)	
153	6940W 1250N	META SED	
154	6920W 1226N	META SED	
155	6920W ~~1150N~~ 1156N	META SED	102/72 SW F/B
156	6915W 1166N	META SED	
157	6915W 1176N	META SED	170/48 SW F/B
158	6900W 1200N	META SED.	160/55 SW F/B
159	8492W 045S	GABBRO	
160	8570W 006S	GABBRO	
161	BL 8625W	GABBRO	
162	8630W 015S	GABBRO	115/76 SW F
163	BL 8700W	GABBRO	
164	BL 8725W	GABBRO	
165	8410W 100N	META SED FLT	
166	7750W 470S	GABBRO	
167	7785W 530S	META SED	
168	7775W 505S	META SED	176/61 SW F
169	7874W 600S	META SED	130/40 SW B
170	7874W 600S	META SED (SX)	
171	7700W 610S	META SED	010/87 SE F
172	7540W 560S	META SED	027/89 NW F
173	9170W 1010N	META SED	148/90 F
174	8960W 610N	META SED (SX)	145/15 SW B
175	7810W 435S	META SED (AB)	
176	8956W 623N	META SED	100/10 SW B
177	8944W 632N	META SED	
178	9270W 960N	META SED FLT	
? 179	7705W 145S ~~760~~	META SED	014/51 NW

HORN PROPERTY LITHOGEOCHEM SAMPLE RECORD

SAMPLE NUMBER	LOCATION	ROCK TYPE	STRUCTURE
92-TB-180	7690W ~~1385N~~ 1192N	META SED	
181	7680W 1140N	META SED	
182	7640W 1186N	META SED	
183	500S 2535W	FRAG. FLT	
184	473S 2530W	FRAG %	
185	020N 2956W	SED	
186	036S 2742W	SED.	
09251	10280W 290S	GAB	
09252	10210W 225S	GAB	
09253	10150W 185S	SED ?	
09254	10080W 140S	?	
09255	10000W 090S	SED	
09256	9710W 554N	GAB	
09257	9740W 520N	SED	
09258	10655W 505S	SED	
09259	10650W 390S	GAB	
09260	10665W 275S	GAB	
09261	10090W 088S	SED	
09262	10440W 550N	SED	
09263	10430W 550N	QTZ VN.	Rd to D-10
09264	10180W 775N	GAB	
09265	10230W 750N	GAB	
09266	10050W 860N	GAB	
09267	9400W 1500N	SEDS	
09268	9350W 1520N	SEDS	
09269	3km SOUTH ON HELLROARING CK ROAD.	SEDS	
09270	3km SOUTH OF ST MARY RIVER BRIDGE HELLROARING CK ROAD	SEDS	
09271	8255W 110N	SEDS	
09272 ?	DDH 9/10 LOOP ROAD	SEDS	
09273 ?	DDH 9/10 LOOP ROAD.	GAB	

CLAIR GRID.

Doug Whelan

ST. MARY LAKE ROAD.

HORN PROPERTY LITHOGEOCHEM SAMPLE RECORD

SAMPLE NUMBER	LOCATION	ROCK TYPE	STRUCTURE
09274 ?	ANGUS CK ROAD.	SED.	
09275 ?	ANGUS CK ROAD.	QTZ - Py VN.	
09276 ?	ANGUS CK ROAD	GAB	
09277	10390W 550N	GAB ? + QTZ VN.	
78	9750W 910N	GAB / QTZ VN.	
79	9550W 030S	SEDS	
80	9260W 170N	SEDS	
81	9255W 125N	SEDS	
82	9250W 175S	QTZ. VN.	
83	9370W 025S	SEDS	original HORN SHOW
84	8965W 400N	QTZ. VN.	
85	8500W 060N	GAB	
86	8500W 055N	GAB.	
87	8265W 145N	PEG	
88	8210W 100N	SED + QTZ.	
89	8090W 640S	QUARTZ VEIN	
90	7780W 416S	SEDS	
91	8125W 050N	SEDS	
92	10525W 510N	AA - SLAG?	VOLCANO
93	9700W 1160N	SEDS	
94	9700W 1090N	PAN CONC.	
95	9270W 1560N	PAN CONC.	
96	1km EAST MEACHEN ROAD	GAB	
97	MEACHEN ROAD/DH GRID 030N - 050W	SED	
98	MEACHEN ROAD 050S 1600W	QTZ VN	
09299	050S 2180W	SEDS	
09300	050S 2500W	SED	
09301	100N 2750W	FRAG	
09302	050S 2505W	SED	
09303	100N 2760W		

CLAIR GRID.

HORN PROPERTY LITHOGEOCHEM SAMPLE RECORD

	SAMPLE NUMBER	LOCATION	ROCK TYPE	STRUCTURE
CLAIR GRID	09304	300S 2600W	SEDS	Conductor
	05	500S 2550W	SEDS	Conductor
SWITCHBACK ROAD	06	2.7 km UP SWITCHBACK ROAD NW OF ST MARY LAKE	SED (1)	
	07	3.85 km SWITCHBACK RD	SED	
	08	ALKI CREEK ROAD	SED FLT	
	09	ALKI CREEK ROAD	SED FLT	
	10	ALKI CREEK	SED FLT	
	11	MEACHEN CREEK	SED O/C	
	12	MEACHEN CREEK	SED O/C	
SWITCHBACK ROAD	13	SWITCHBACK ROAD 3.47 km	SED	
	14	SWITCHBACK ROAD	SED	
	15	VOR ROAD	BRXX FLT	
PARLIN GRID COORDINATES *	09316	10250E 8925N	GABBRO.	
MT MAHON	09376	MT MAHON SUMMIT	SED.	
	77	MT MAHON SUMMIT	SED. w/ GARNET.	
	78	MT MAHON SUMMIT	SED	
	79	DIG-EM ANOMALY 80M FROM DDH Y12-81 @ 350°	SED.	
	80	DIG-EM ANOMALY AREA	SED.	
	81	DIGTEM ANOMALY AREA	SED.	
	82	DIG-EM ANOMALY AREA 12M WEST OF 09379	SED.	
	83	TOP OF MT MAHON NEAR Y13-81.	SED.	
	84	MT MAHON AREA OF DDH Y13-81 6100'	SED.	
	85	30M SOUTH OF DDH-Y13-81	SED	
	09386	WEST FLANK MT MAHON 6000'	SED	
	92-CB-002	7500W 450S	SED.	

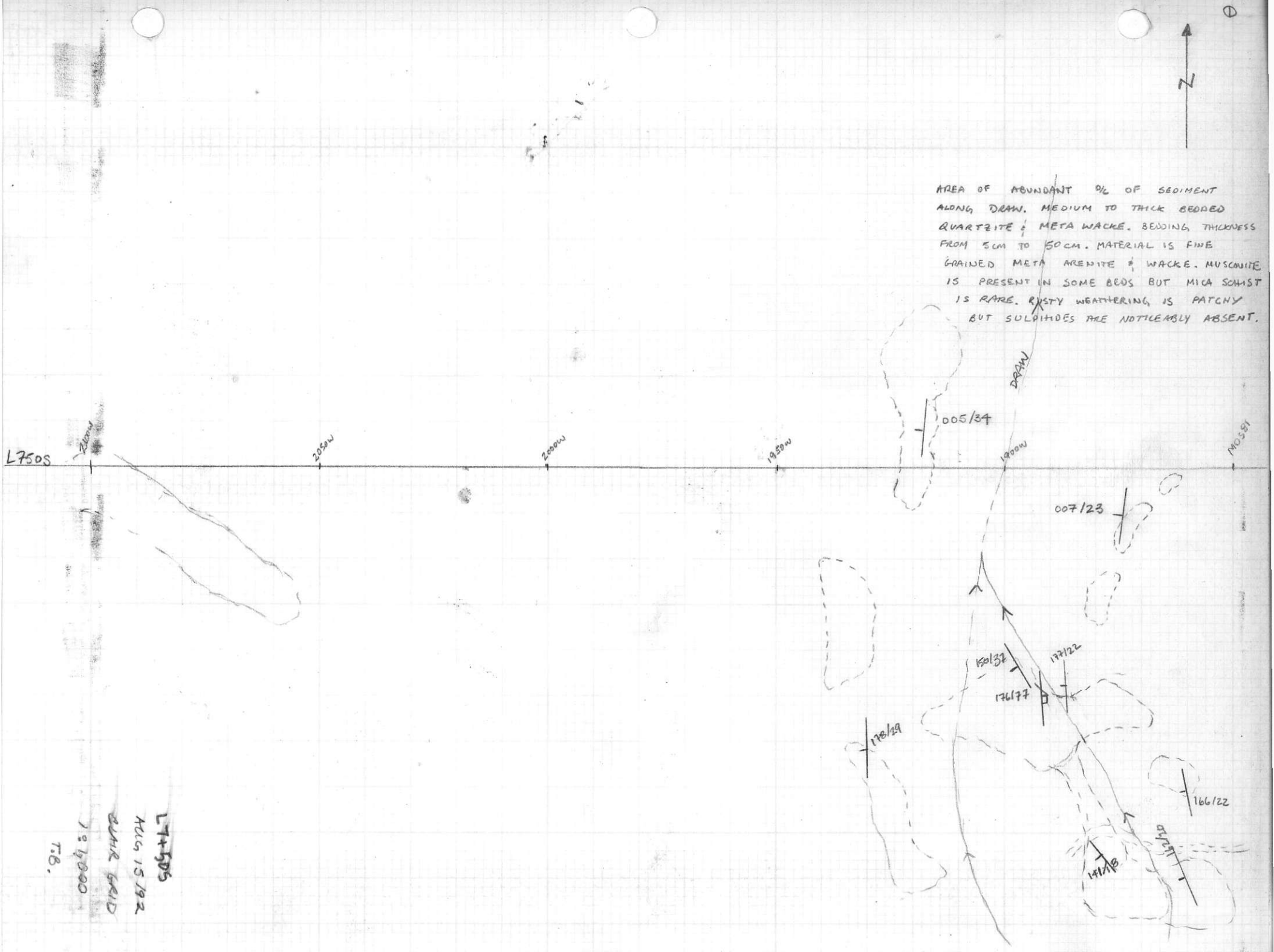
N
AREA OF ABUNDANT % OF SEDIMENT ALONG DRAW. MEDIUM TO THICK BEDDED QUARTZITE & META WACKE. BEDDING THICKNESS FROM 5CM TO 50CM. MATERIAL IS FINE GRAINED META ARENITE & WACKE. MUSCOVITE IS PRESENT IN SOME BEDS BUT MICA SCHIST IS RARE. RUSTY WEATHERING IS PATCHY BUT SULPHIDES ARE NOTICEABLY ABSENT.
DRAW
L750S
2100W
2050W
2000W
1950W
1900W
MUSSI
005/34
007/23
150/32
177/22
176/77
178/29
166/22
141/18
L7+50S
AUG 15/92
BLAIR GRID
1:4000
T.B.

L7+50S
AUG 15/92
HORN WEST
CLAIR GRID
1:1,000
T.B.

②

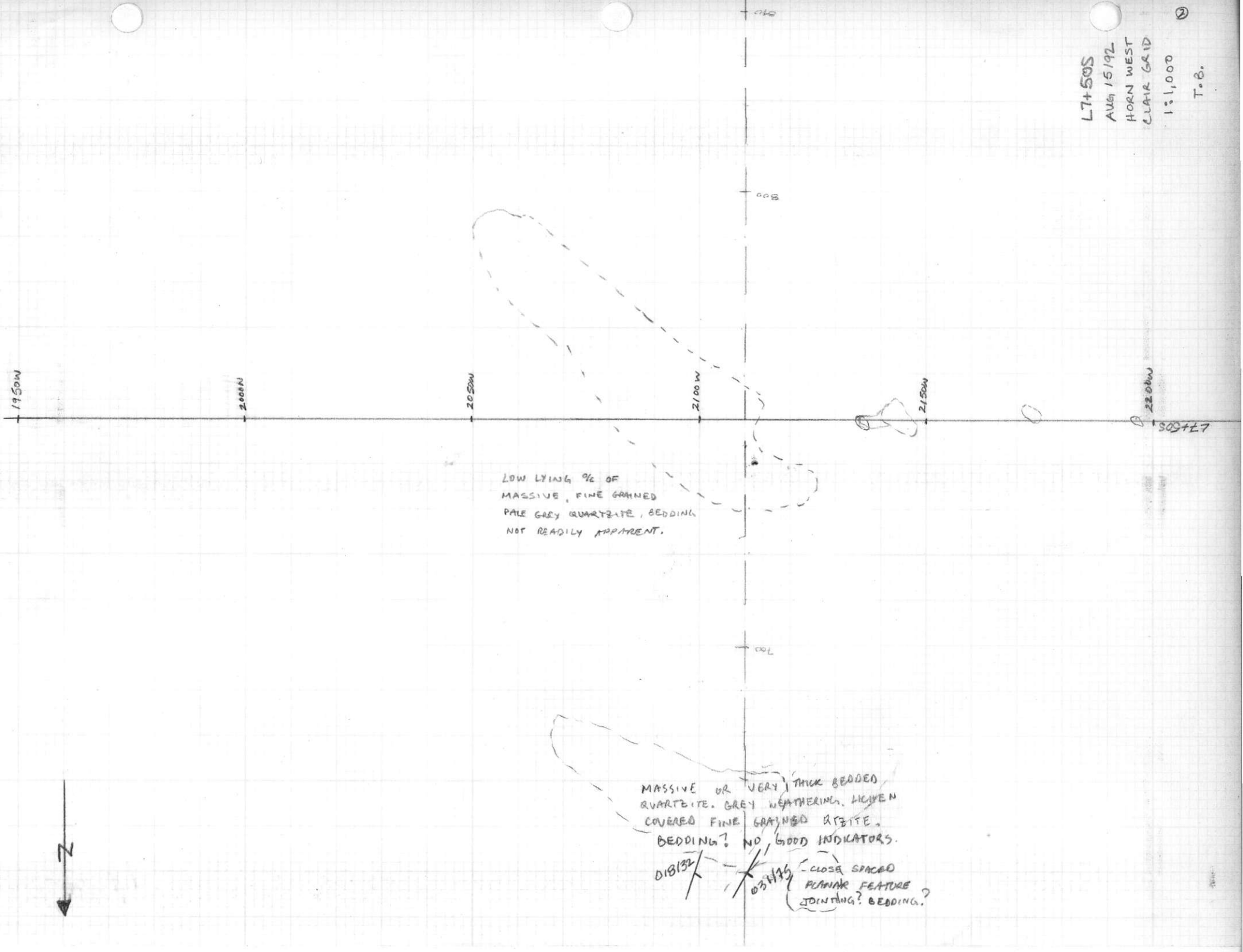



QUARTZITE. - NON DESCRIPT. PALE GREY, FINE GRAINED QUARTZITE. THE O/C DISPLAYS A FAIRLY REGULAR, PLANAR FABRIC. BEDDING? OR JOINTING?

L7+50S
AUG 15/92
CLAIR GRID
1:1,000
T.B.



L7+50S
AUG 15/92
CLAR GRID
1:1,000
T.B.

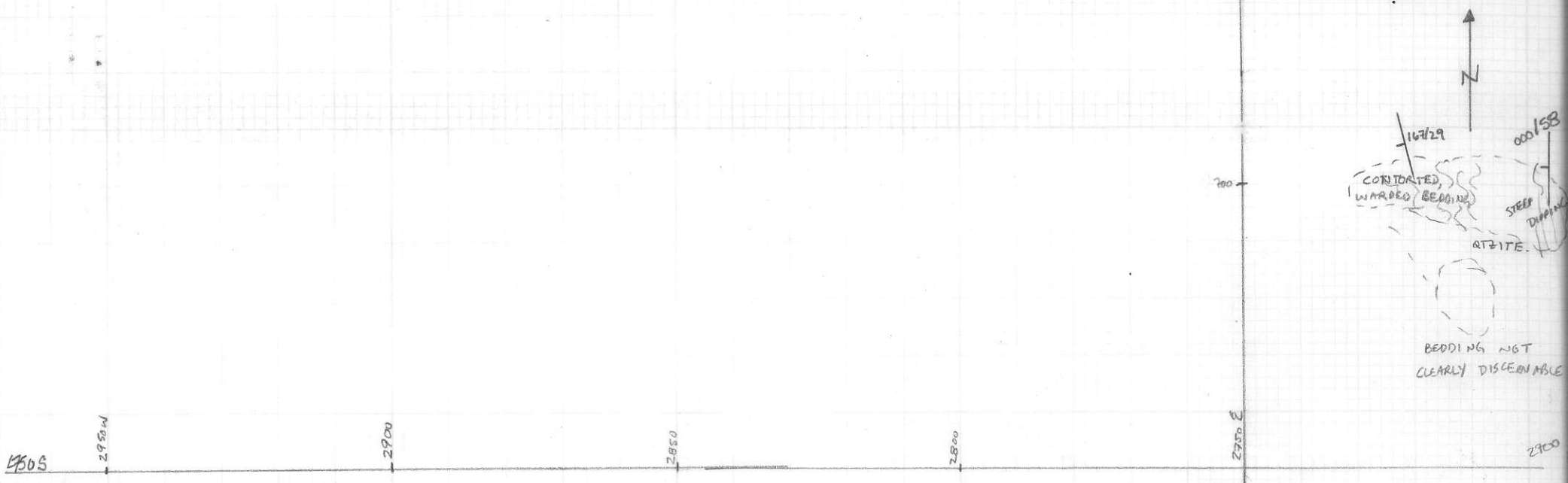

L 7+50S
AUG 15/92
CLAIR GRID
1:1,000
T.B.



℄ 2750E
AUG 13/92
CLAIR GRID
1:1,000
T.B.

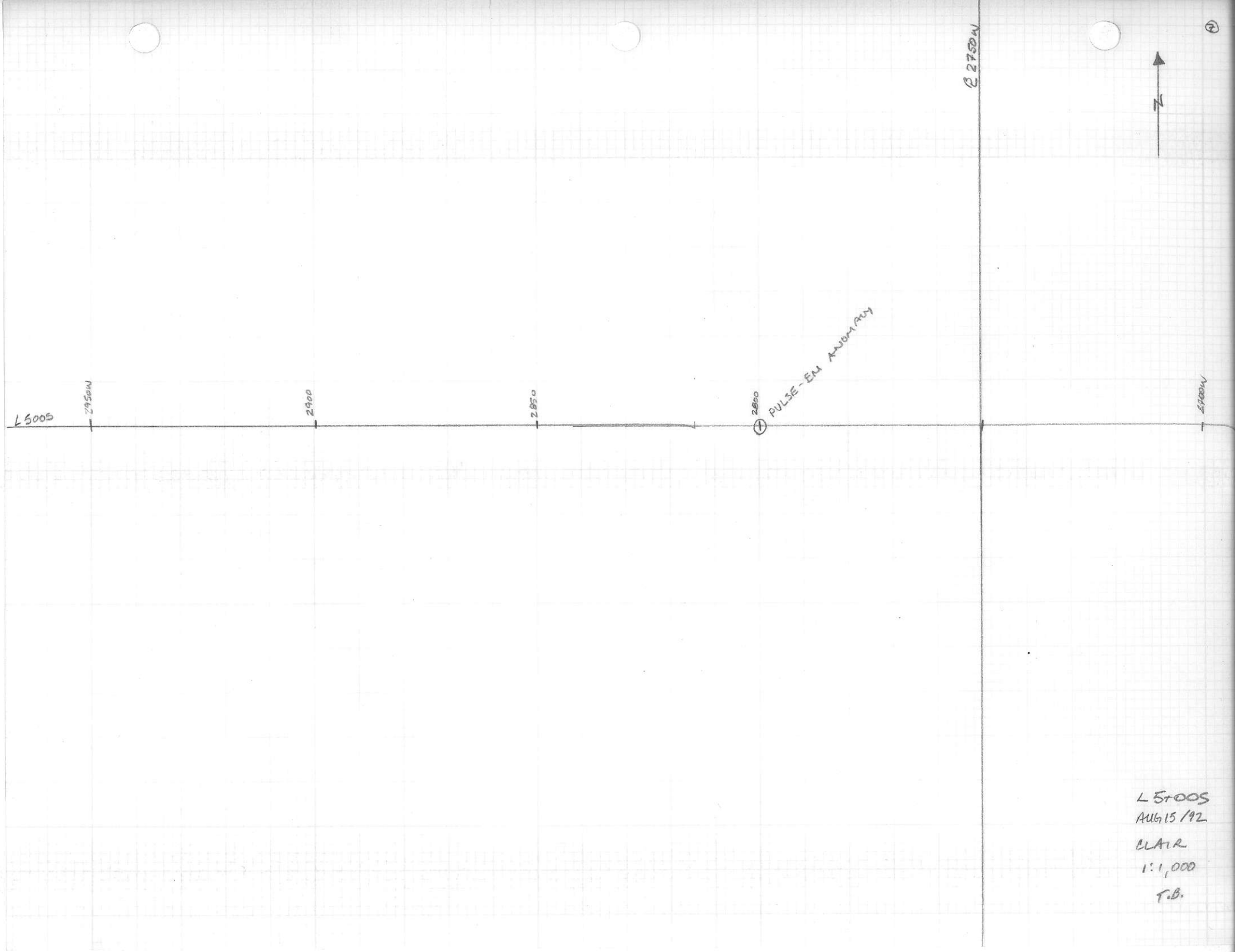
L5005
2950W
2900
2850
2800
PULSE-EM ANOMALY
2750W
2700W
N
L 5+00S
AUG 15/92
CLAIR
1:1,000
T.B.

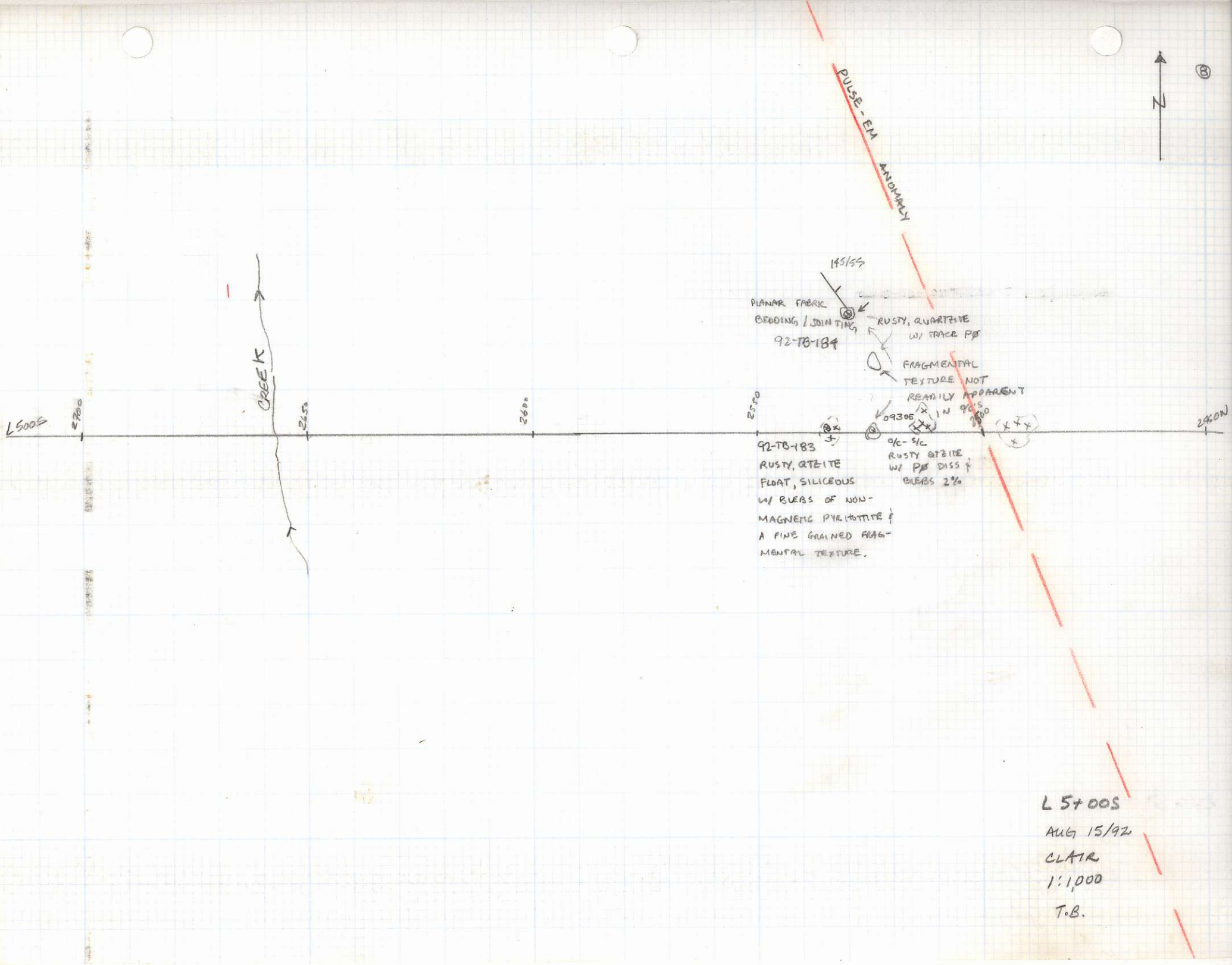
8
N
PULSE-EM ANOMALY
145/55
PLANAR FABRIC
BEDDING / JOINTING
92-TB-184
RUSTY, QUARTZITE
W/ TRACE PØ
FRAGMENTAL
TEXTURE NOT
READILY APPARENT
IN 92'S
09305
O/C - S/C
RUSTY QTZITE
W/ PØ DISS &
BLEBS 2%
92-TB-183
RUSTY, QTZITE
FLOAT, SILICEOUS
W/ BLEBS OF NON-
MAGNETIC PYRRHOTITE &
A FINE GRAINED FRAG-
MENTAL TEXTURE.
L500S
2200
2250
2300
2350
2400
2450
2400N
CREEK
L 5+00S
AUG 15/92
CLAIR
1:1,000
T.B.

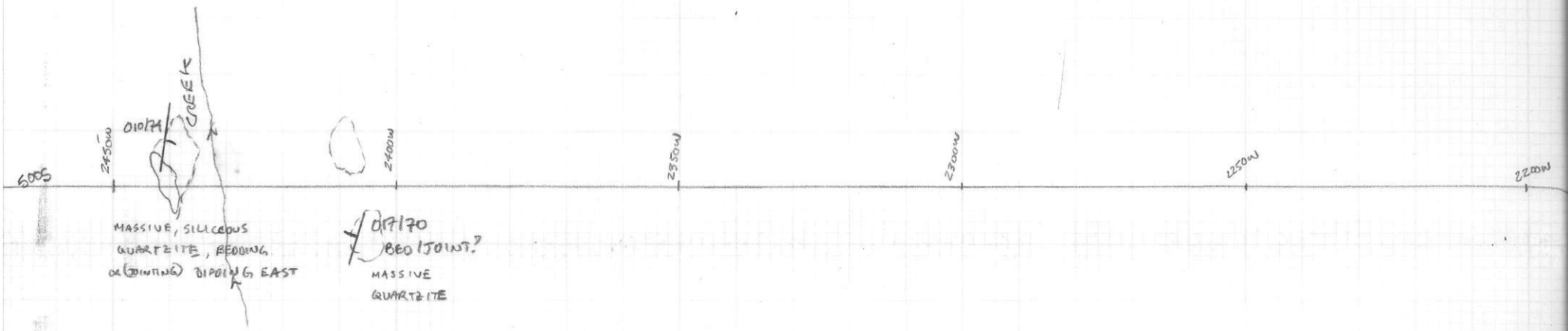

L 5+00S
AUG 15/92
CLAIR
1:1000
T.B.

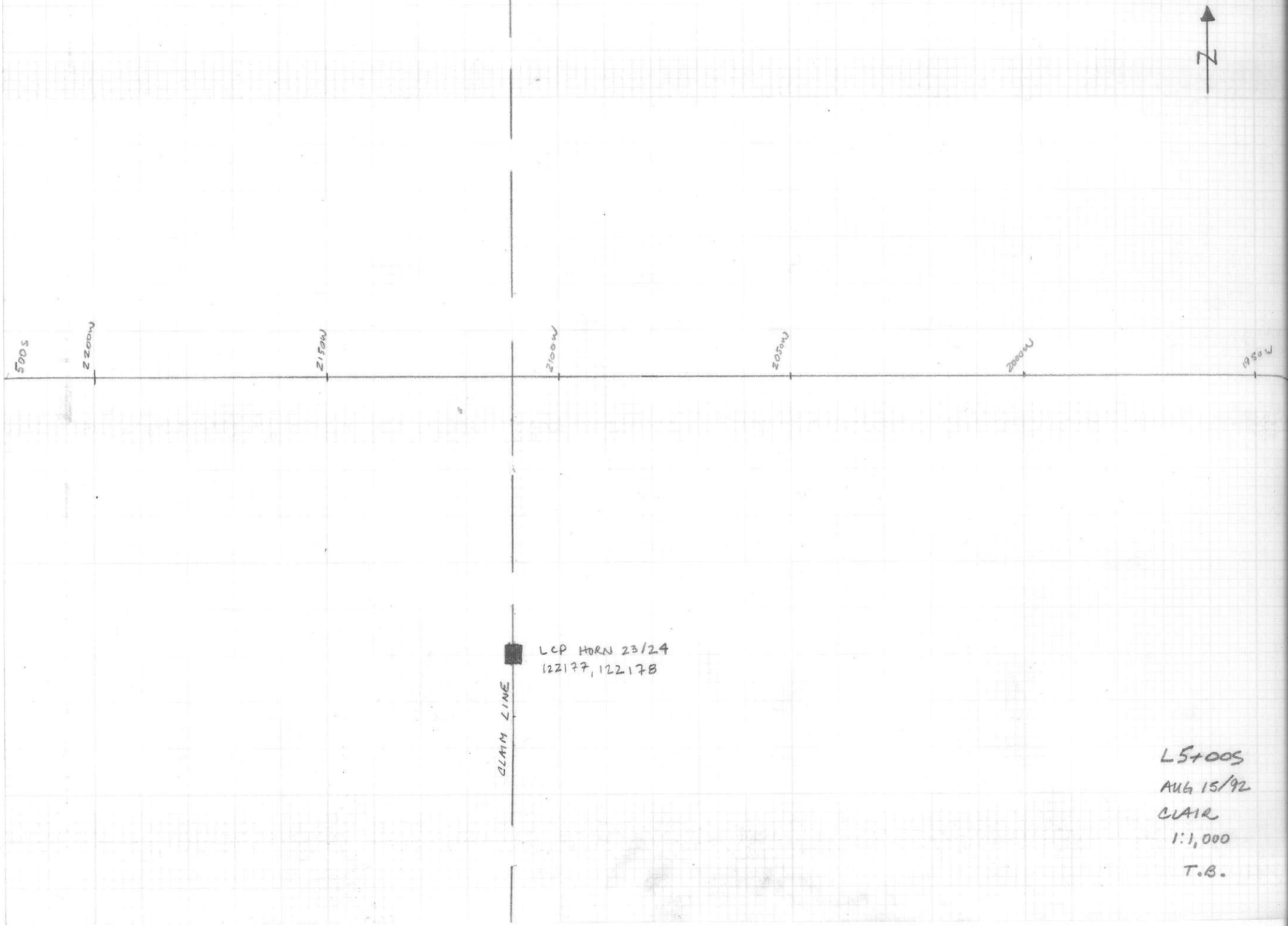

L5+00S
AUG 15/92
CLAIR
1:1,000
T.B.

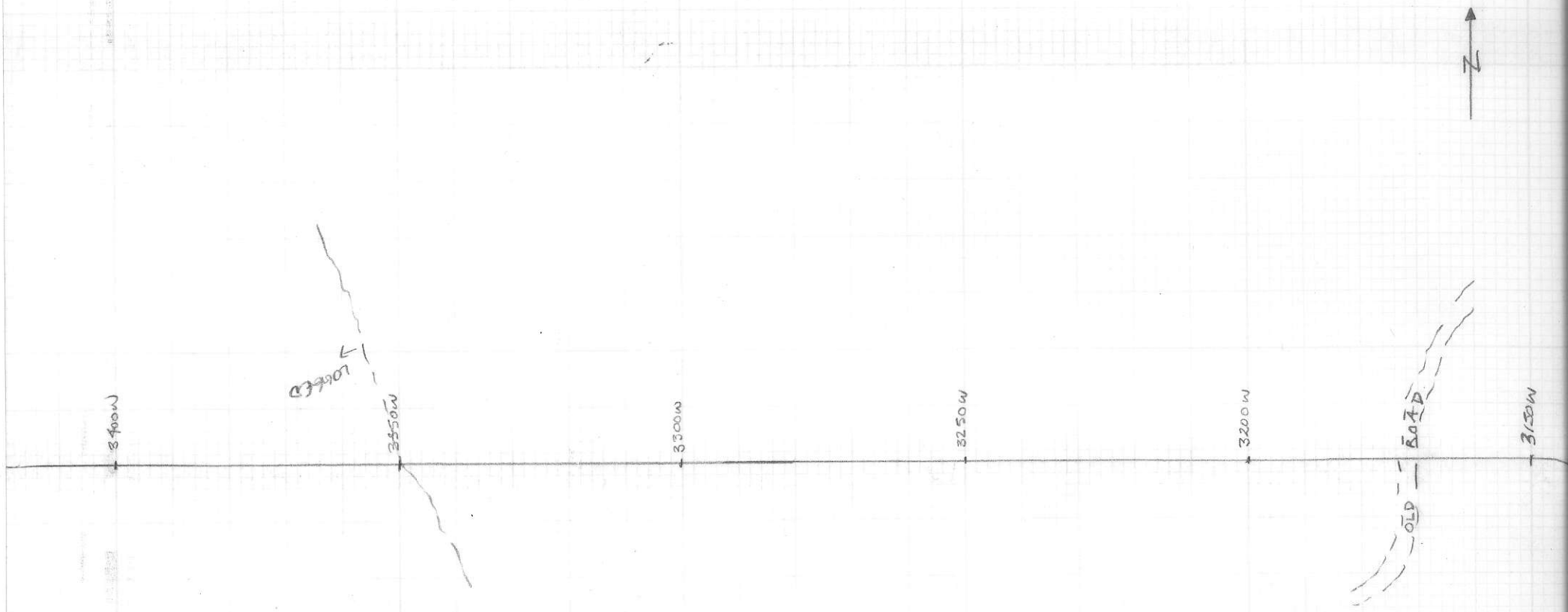

L 2+50S
AUG 16/92
CLAIR
1:1,000
T.B.

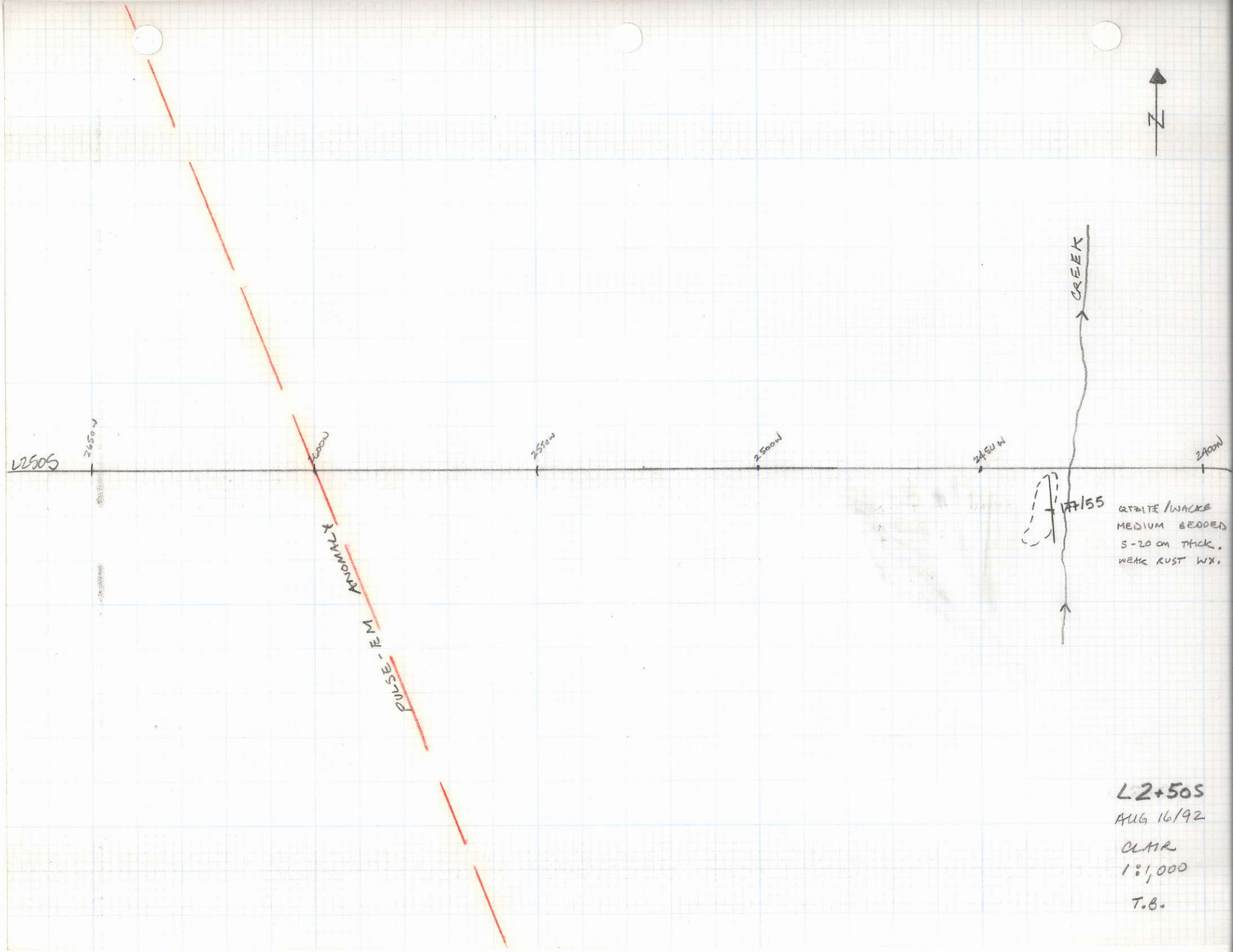

L2+50S
AUG 16/92
CLAIR
1:1,000
T.B.

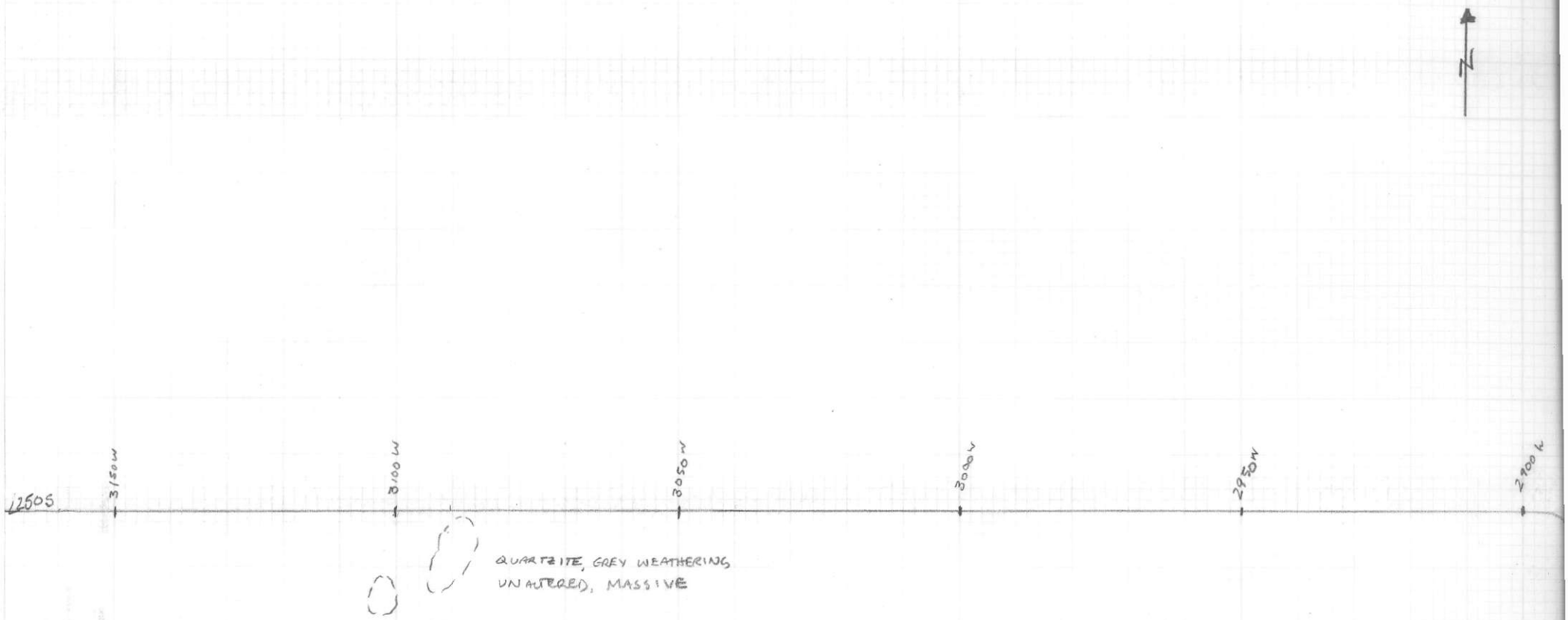

L 2+50S
AUG 16/92
CHR
1:1,000
T.B.

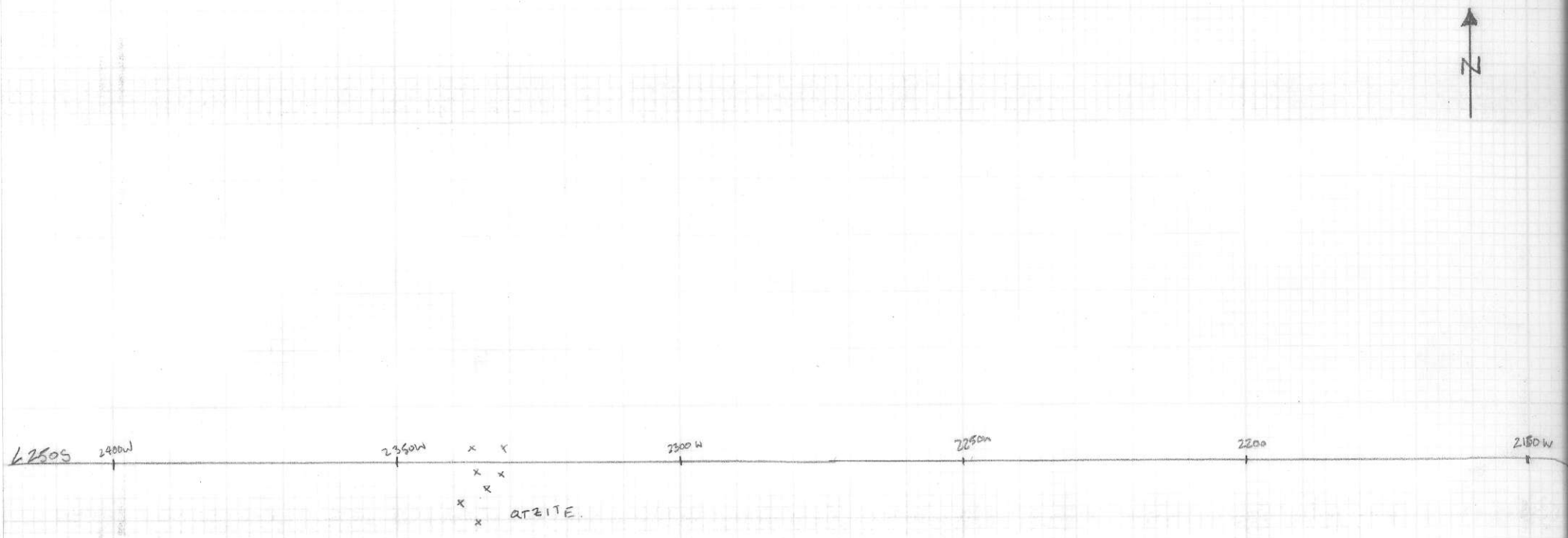

L 2+50S
AUG 16/92
CLAIR
1:1000
T.O.B.

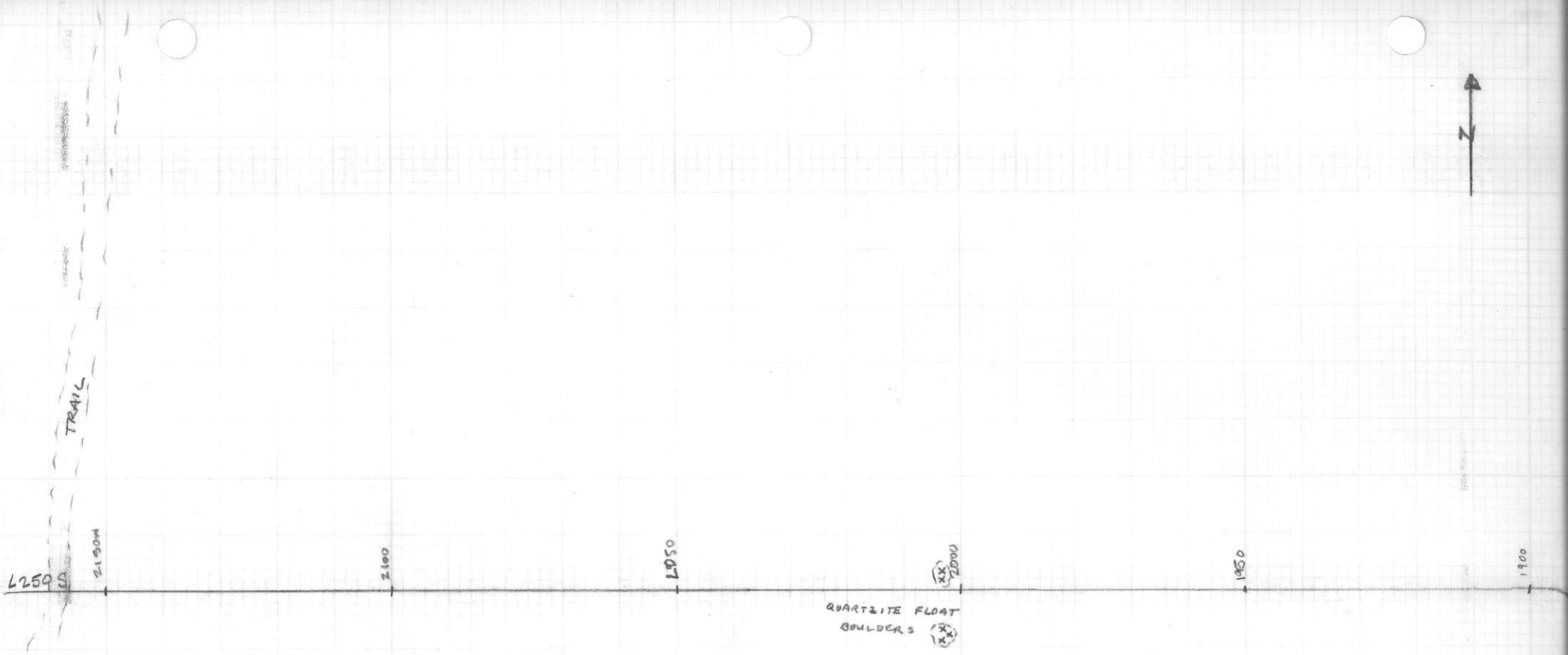

L 2+50S
AUG 16/92
CLAIR GRID
1:1,000
T.B.

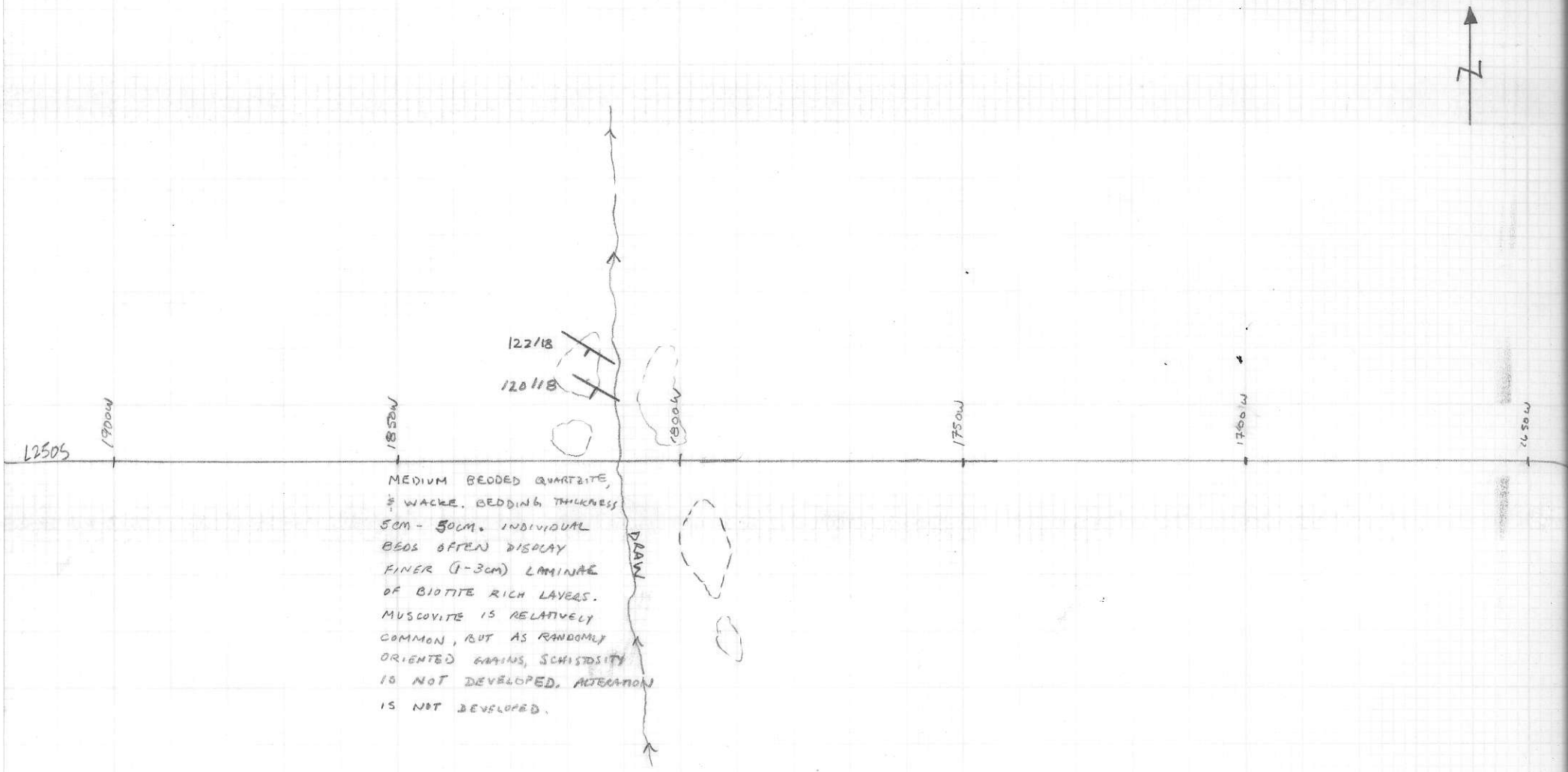

L2+50S
AUG 16/92
CLAIR
1:1,000
T.B.

CLAIR GRID
1:1000
CB
21/9/92

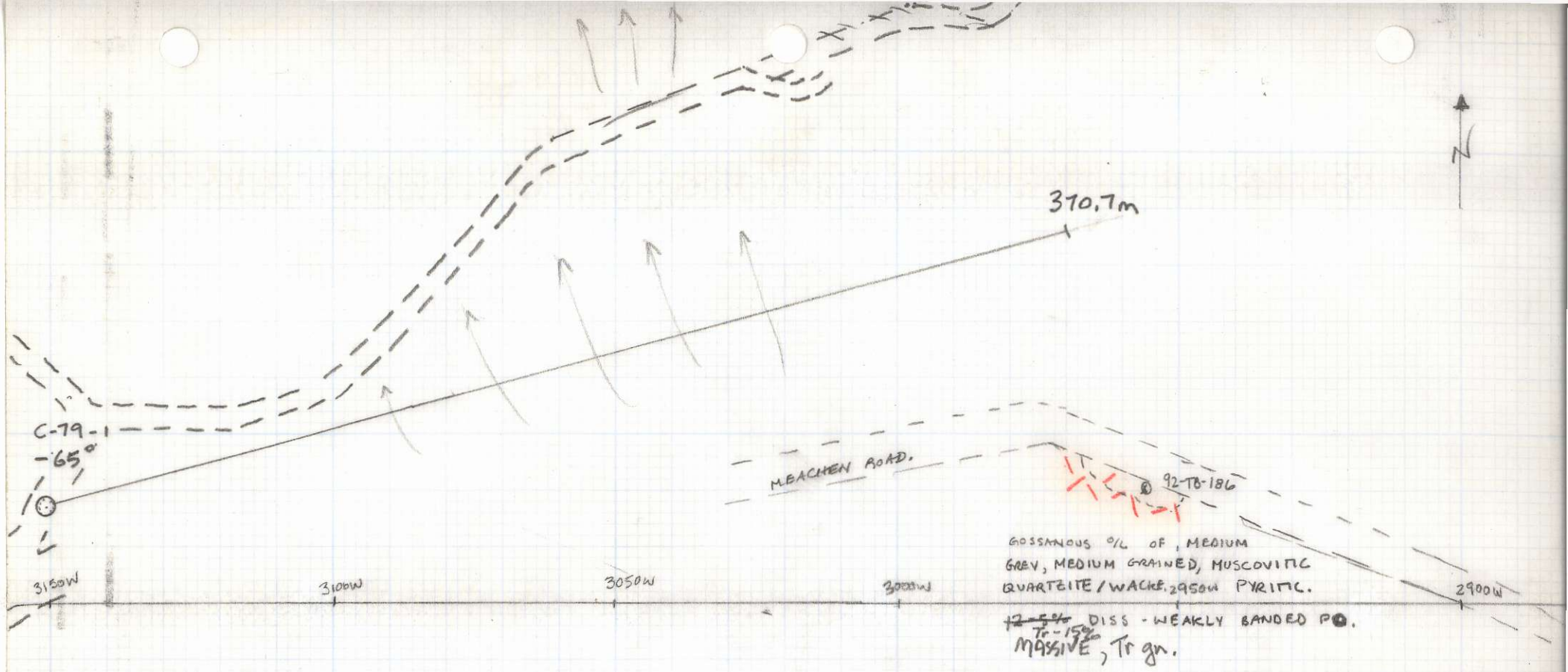

LINE 0+00
AUG 18/92
CLAIR
1:1,000
T.B. &
C.B

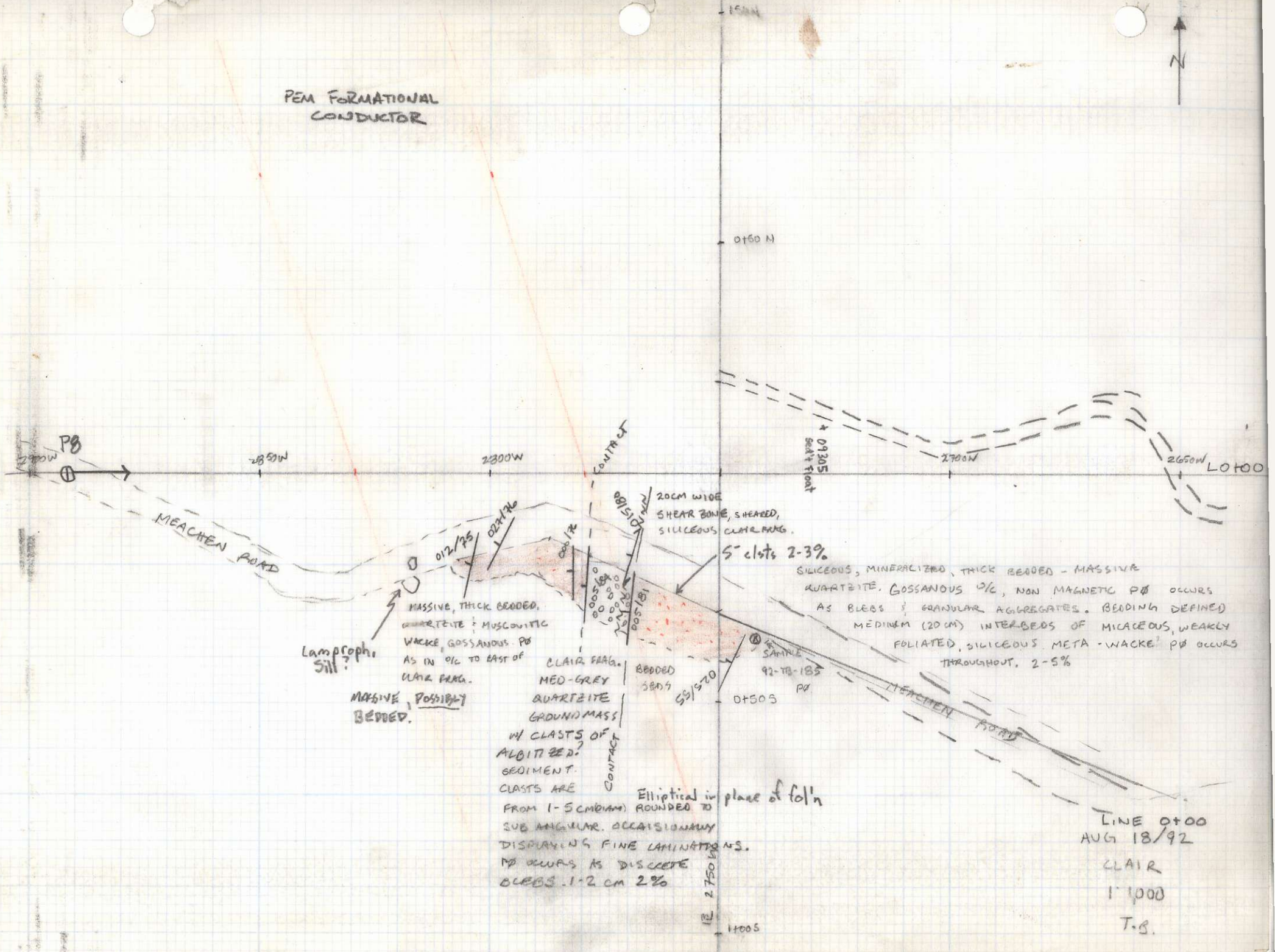
PEM FORMATIONAL CONDUCTOR
N
1500N
0+50 N
P8
2900W
2850W
2800W
2750W
2700W
2650W
L0+00
CONTACT
09205 Sed't float
20CM WIDE SHEAR BONE, SHEARED, SILICEOUS CLAIR FRAG.
5" clsts 2-3%
SILICEOUS, MINERALIZED, THICK BEDDED - MASSIVE QUARTZITE. GOSSANOUS O/C, NON MAGNETIC PØ OCCURS AS BLEBS & GRANULAR AGGREGATES. BEDDING DEFINED MEDIUM (20 CM) INTER-BEDS OF MICACEOUS, WEAKLY FOLIATED, SILICEOUS META-WACKE? PØ OCCURS THROUGHOUT. 2-5%
MEACHEN ROAD
012/75
027/76
080/76
005/81
005/81
005/81
MASSIVE, THICK BEDDED, QUARTZITE & MUSCOVITIC WACKE, GOSSANOUS. PØ AS IN O/C TO EAST OF CLAIR FRAG.
Lamproph. Sill?
MASSIVE, POSSIBLY BEDDED.
CLAIR FRAG. MED-GREY QUARTZITE GROUNDMASS W/ CLASTS OF ALBITIZED? SEDIMENT. CLASTS ARE FROM 1-5 CM (DIAM) ROUNDED TO SUB ANGULAR. OCCASIONALLY DISPLAYING FINE LAMINATIONS. PØ OCCURS AS DISCRETE BLEBS. 1-2 cm 2%
CONTACT
BEDDED SEDS
65/520
SAMPLE 92-TB-185 PØ
0+50S
Elliptical in plane of fol'n
1+00S
LINE 0+00
AUG 18/92
CLAIR
1" 1000
T.B.

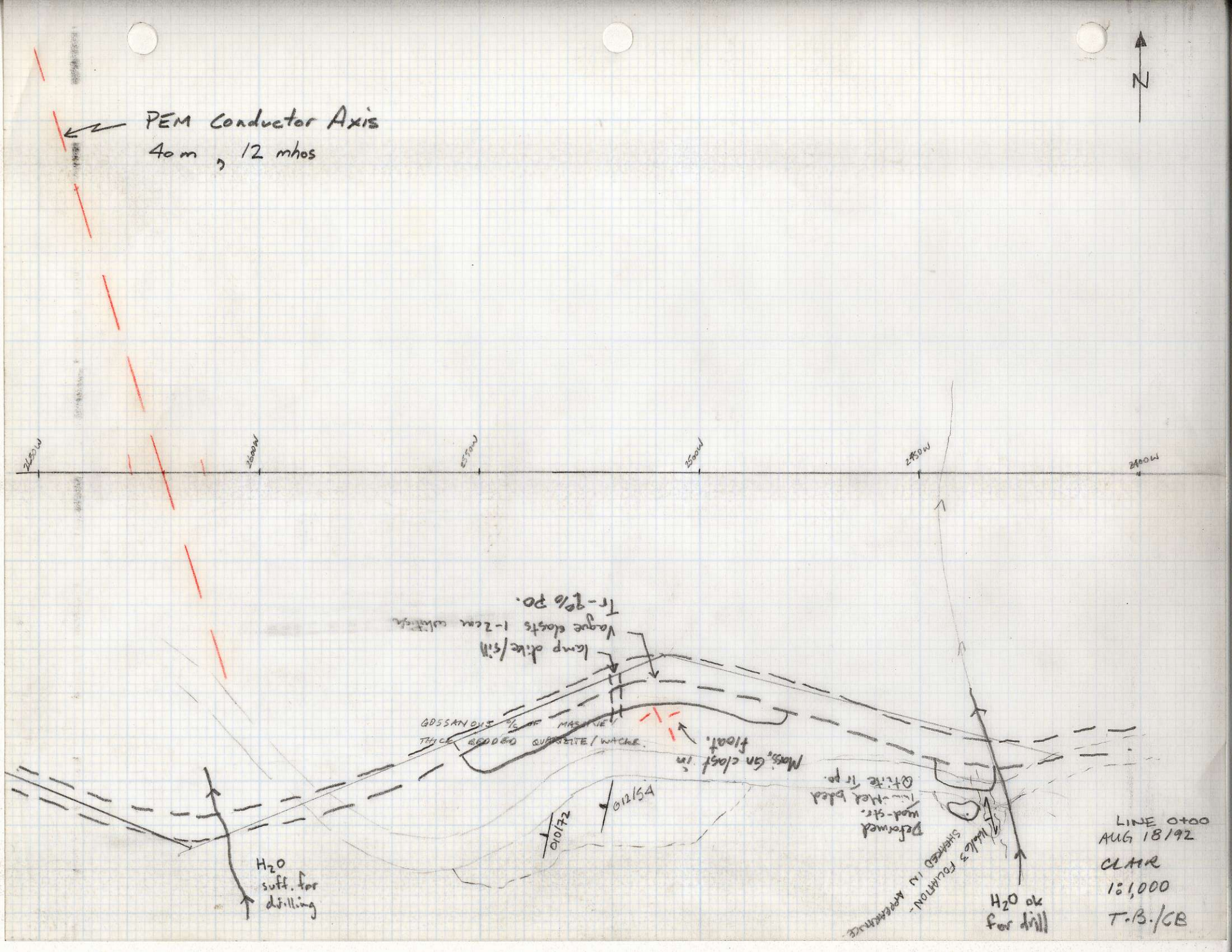
N
PEM Conductor Axis
40m , 12 mhos
2650W
2600W
2550W
2500W
2450W
2400W
Lamp dike/sill
Vague clasts 1-2cm cubic
Tr-2% po.
GOSSAN ON 1/3 OF MASSIVE/
THICK BEDDED QUARTZITE/WACKE.
Mass. Gn closest in
float.
010/72
012/54
Deformed
mud-sts.
thin-thick bed
Qtzite tr po.
Walls FOLIATION-
SHEARED IN APPROACH.
H_2O
suff. for
drilling
H_2O ok
for drill
LINE 0+00
AUG 18/92
CLAIR
1:1,000
T.B./CB

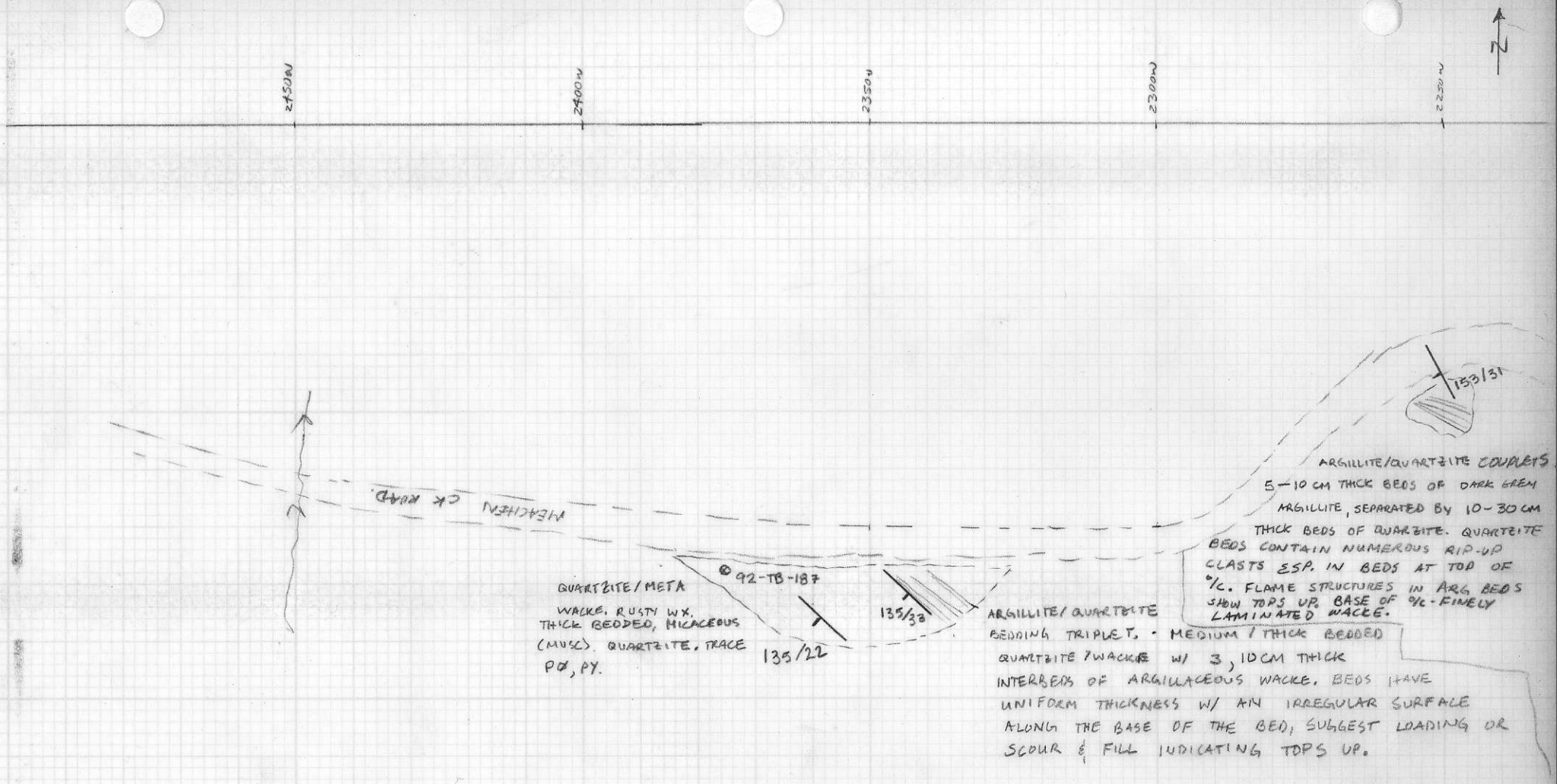

LINE 0+00
AUG/29/92
CLAIR
1:1,000
T.B.

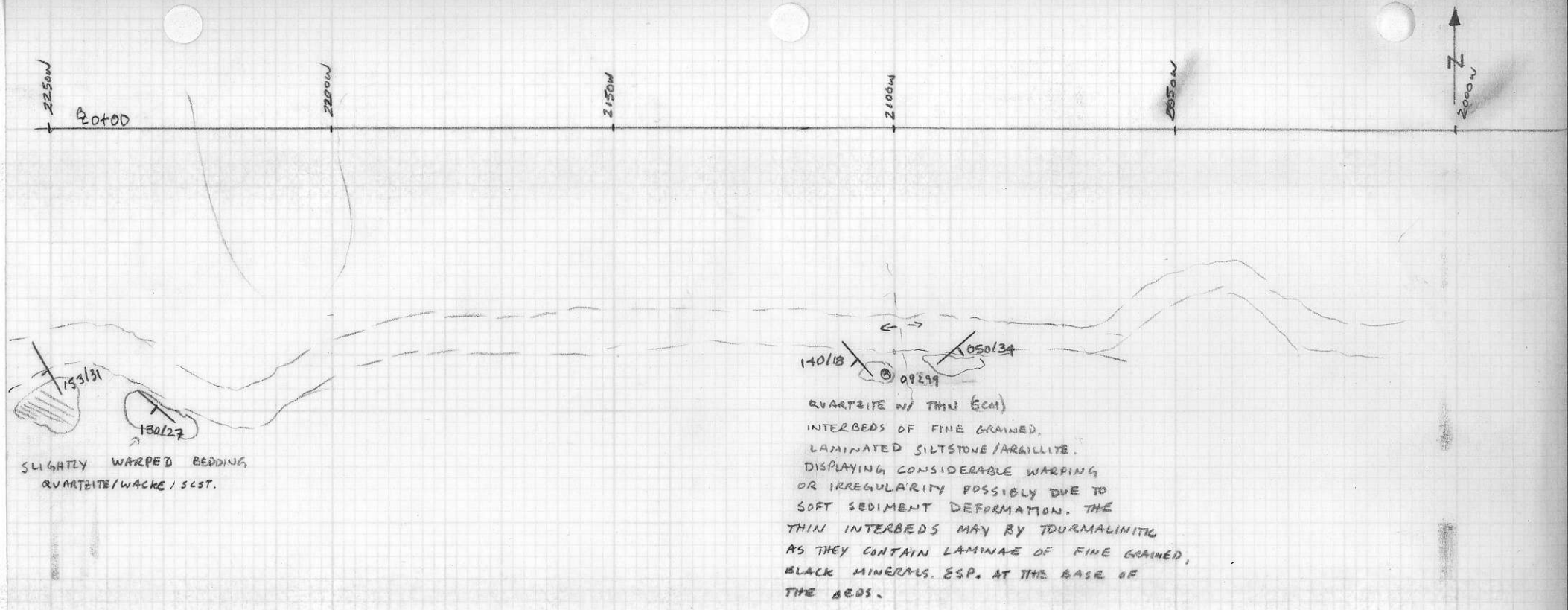

SLIGHTLY WARPED BEDDING
QUARTZITE/WACKE / SCST.

QUARTZITE W/ THIN (5CM)
INTERBEDS OF FINE GRAINED,
LAMINATED SILTSTONE/ARGILLITE.
DISPLAYING CONSIDERABLE WARPING
OR IRREGULARITY POSSIBLY DUE TO
SOFT SEDIMENT DEFORMATION. THE
THIN INTERBEDS MAY BY TOURMALINITIC
AS THEY CONTAIN LAMINAE OF FINE GRAINED,
BLACK MINERALS. ESP. AT THE BASE OF
THE BEDS.

LINE 0+00
AUG 29/92
CLAIR
1:1,000
T.B.



LINE 0+00
AUG 29/92
CLAIR
1:1,000
T.B.

26+00E

26+50E

27+00

27+50

B 27+50
0+20 N

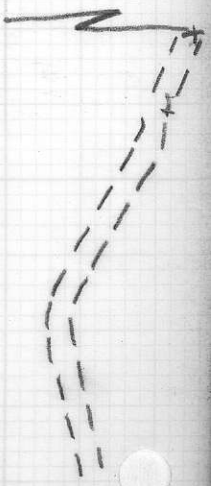

28+00E

28+50

2+00N

1+50N

CLAIR
CB 09/92
1:1000

2+00N

1+50N

28+50E

29+00 E

2950 E

30+00E

CLAIR
CB
1:1000
21/9/92

MIN-EN LABORATORIES
(DIVISION OF ASSAYERS CORP.)

SPECIALISTS IN MINERAL ENVIRONMENTS
CHEMISTS • ASSAYERS • ANALYSTS • GEOCHEMISTS

VANCOUVER OFFICE:
705 WEST 15TH STREET
NORTH VANCOUVER, B.C. CANADA V7M 1T2
TELEPHONE (604) 980-5814 OR (604) 988-4524
FAX (604) 980-9621

SMITHERS LAB.:
3176 TATLOW ROAD
SMITHERS, B.C. CANADA V0J 2N0
TELEPHONE (604) 847-3004
FAX (604) 847-3005

Geochemical Analysis Certificate

2V-0452-RG1

Company: MINNOVA INC.
Project: 675 CRANBROOK
Attn: G.WELLS/D.DUNGE

Date: JUN-23-92
Copy 1. MINNOVA INC., VANCOUVER, B.C.

We hereby certify the following Geochemical Analysis of 30 ROCK samples submitted JUN-04-92 by G. WELLS.

Sample Number	Pb PPM	Zn PPM
09251	1630	270
09252	61	530
09253	1	570
09254	12	930
09255	15	710
09256	11	480
09257	16	590
09258	19	720
09259	21	840
09260	92	470
09261	55	1010
09262	5	800
09263	115	440
09264	80	330
09265	13	370
09266	12	360
09267	15	1090
09268	1	1260
09269	17	880
09270	14	830
09271	14	960
09272	19	830
09273	26	600
09274	21	400
09275	5	80
09276	76	260
09277	5	530
09278	1	60
09279	2	1720
09280	20	1820

RECEIVED
JUN 26 1992
Ans'd .....

MIN-EN FILES
2V-0452-RG1
2V-0451
2V-0487
2V-0510
2V-0505
2V-0569
675 CRANBROOK

Certified by _____

MIN
• EN
LABORATORIES
(DIVISION OF ASSAYERS CORP.)

SPECIALISTS IN MINERAL ENVIRONMENTS
CHEMISTS • ASSAYERS • ANALYSTS • GEOCHEMISTS

705 WEST 15TH STREET
NORTH VANCOUVER, B.C. CANADA V7M 1T2
TELEPHONE (604) 980-5814 OR (604) 988-4524
FAX (604) 980-9621

SMITHERS LAB.:
3176 TATLOW ROAD
SMITHERS, B.C. CANADA V0J 2N0
TELEPHONE (604) 847-3004
FAX (604) 847-3005

Geochemical Analysis Certificate

2V-0452-RG2

Company: MINNOVA INC.
Project: 675 CRANBROOK
Attn: G.WELLS/C.BURGE

Date: JUN-23-92
Copy 1. MINNOVA INC., VANCOUVER, B.C.

We hereby certify the following Geochemical Analysis of 7 ROCK samples submitted JUN-04-92 by G. WELLS.

Sample Number	B PPM	P PPM
09281	47	890
09282	1	90
09283	11	1050
09284	78	840
09376	2070	440
09377	5700	590
09378	57	690

Certified by _____

COMP: MINNOVA INC.
PROJ: 675 CRANBROOK
ATTN: G.WELLS/C.BURGE

MIN-EN LABS — ICP REPORT

705 WEST 15TH ST., NORTH VANCOUVER, B.C. V7M 1T2
(604)980-5814 OR (604)988-4524

FILE NO: 2V-0452-RJ1
DATE: 92/06/23
* ROCK * (ACT:F31)

SAMPLE NUMBER	AG PPM	AS PPM	BA PPM	CU PPM	PB PPM	SB PPM	ZN PPM	AU-FIRE PPB
09251	.1	32	32	87	9	1	48	7
09252	.1	1	5	211	14	1	70	4
09253	.1	1	18	82	17	1	284	4
09254	.1	1	223	60	14	1	181	5
09255	.1	1	154	105	15	1	66	9
09256	.1	1	54	437	14	1	29	3
09257	.1	1	213	35	14	1	62	1
09258	.1	1	234	45	5	1	69	1
09259	.1	1	129	41	1	1	159	1
09260	.3	1	80	37	9	1	129	1
09261	.1	1	83	125	28	1	8461	1
09262	.1	1	82	93	9	1	180	3
09263	.1	522	37	72	4	1	62	50
09264	.1	1	54	297	4	1	56	1
09265	.1	1	63	357	2	1	56	1
09266	.1	1	93	339	3	1	54	1
09267	.1	50	92	41	4	1	24	1
09268	.1	1	94	41	4	1	28	1
09269	.1	2	79	68	6	1	53	20
09270	.2	1	180	37	15	1	45	2
09271	.1	1	138	30	18	1	63	1
09272 NOT LOCATED	.1	1	73	215	131	1	98	9
09273	.3	1	90	71	21	1	60	1
09274	.1	3	22	8	2	1	13	4
09275	.1	1	8	2	3	1	4	3
09276	.1	1	37	51	1	1	36	1
09277	1.5	1	54	64	78	1	39	24
09278	.1	4	3	19	3	1	4	2
09279	.1	1	173	36	14	1	96	4
09280	.1	1	215	49	26	1	108	3
BLK	1.7	23	1	1	3	2	6	5

COMP: MINNOVA INC.
PROJ: 675 CRANBROOK
ATTN: G.WELLS/C.BURGE

MIN-EN LABS — ICP REPORT

705 WEST 15TH ST., NORTH VANCOUVER, B.C. V7M 1T2
(604)980-5814 OR (604)988-4524

FILE NO: 2V-0452-RJ2
DATE: 92/06/23
* ROCK * (ACT:F31)

SAMPLE NUMBER	AG PPM	AS PPM	BA PPM	CU PPM	PB PPM	SB PPM	ZN PPM	AU-FIRE PPB
09281	.1	6	197	46	118	1	81	1
09282	.1	11	5	19	6	1	19	1
09283	.1	1	198	253	1141	1	11008	1
09284	.1	1	141	26	43	1	316	1
09376	.1	1	148	28	40	1	113	1
09377	.1	9	153	17	16	1	43	1
09378	.5	542	241	6	29	1	128	2

COMP: MINNOVA INC.
PROJ: 675 CRANBROOK
ATTN: G.WELLS/C.BURGE

MIN-EN LABS — WHOLE ROCK ANALYSIS

705 WEST 15TH ST., NORTH VANCOUVER, B.C. V7M 1T2
(604)980-5814 OR (604)988-4524

FILE NO: 2V-0452-RL1
DATE: 92/06/23
* ROCK * (ACT:F26)

SAMPLE NUMBER	AL2O3 %	BA %	CAO %	FE2O3 %	K2O %	MGO %	MNO2 %	NA2O %	P2O5 %	SIO2 %	SR %	TIO2 %	LOI %	S %
09251	13.51	.010	8.72	12.47	.77	7.56	.21	1.50	.09	50.95	.005	.83	2.10	1.18
09252	10.48	.005	9.69	10.01	.06	1.99	.27	.03	.21	59.34	.005	.44	6.30	4.80
09253	10.00	.005	7.72	6.93	.62	2.45	.16	.16	.17	68.27	.005	.47	2.40	1.79
09254	11.73	.025	2.08	8.27	1.95	2.15	.09	2.77	.11	67.47	.015	.45	1.70	1.57
09255	11.89	.045	.56	7.83	2.37	1.42	.03	2.08	.15	66.41	.010	.46	5.80	2.02
09256	5.57	.010	.88	19.19	.84	1.12	.02	.99	.31	57.75	.005	.22	12.30	11.80
09257	11.78	.040	1.43	5.11	1.81	1.67	.04	2.88	.06	71.86	.015	.40	2.00	.77
09258	11.86	.020	2.21	5.60	1.77	2.22	.06	2.66	.09	69.16	.020	.40	2.40	.95
09259	13.95	.020	7.69	13.18	1.55	5.95	.24	.38	.14	51.77	.005	1.02	3.20	.64
09260	13.65	.020	8.26	10.39	1.11	4.72	.21	2.00	.14	55.53	.010	1.18	1.80	.58
09261	11.33	.015	4.06	9.13	1.42	1.86	.05	1.68	.09	62.88	.015	.33	5.10	3.60
09262	13.07	.020	7.19	9.34	1.38	3.15	.13	.71	.16	58.78	.010	1.36	3.70	1.37
09263	1.60	.005	.55	5.21	.37	.60	.03	.01	.04	88.42	.005	.24	1.40	1.54
09264	13.27	.020	8.04	13.59	1.22	6.12	.23	1.25	.08	50.41	.005	.68	4.00	1.58
09265	13.06	.015	7.61	13.95	1.11	6.06	.22	1.34	.10	50.27	.005	.70	4.50	2.54
09266	13.17	.015	8.00	15.75	1.15	5.83	.21	1.18	.07	48.50	.005	.66	4.10	2.23
09267	13.68	.050	3.67	3.97	2.94	2.24	.02	2.17	.13	67.06	.010	.53	2.50	1.00
09268	13.10	.070	2.75	4.57	3.73	2.71	.02	1.60	.13	67.31	.010	.52	2.20	.77
09269	10.40	.035	.84	5.61	2.31	2.04	.04	.95	.09	73.00	.005	.37	3.40	1.34
09270	13.74	.090	1.97	3.78	4.07	1.54	.05	1.68	.05	69.67	.020	.45	2.00	.55
09271	10.77	.030	1.05	4.13	1.89	1.56	.07	2.08	.03	75.12	.015	.39	1.90	.41
09272	18.95	.025	10.10	10.40	1.84	2.97	.13	1.69	.35	47.81	.015	.70	4.30	3.30
09273	13.06	.045	6.87	9.41	1.48	3.01	.15	1.38	.16	58.18	.005	1.23	4.00	1.44
09274	18.16	.010	.12	5.91	.40	1.17	.01	8.88	.10	60.75	.010	.50	3.00	.98
09275	16.52	.005	.01	4.79	.12	.11	.01	9.49	.05	65.88	.005	.09	2.00	2.10
09276	15.07	.010	8.55	11.14	.39	6.50	.18	1.76	.09	51.86	.005	.85	2.70	.82
09277	12.51	.015	7.97	4.40	1.01	1.79	.09	.59	.14	64.30	.005	1.33	5.00	.52
09278	.09	.005	.01	.76	.01	.02	.01	.01	.02	97.45	.005	.04	.40	.03
09279	12.61	.025	2.82	4.68	2.12	2.23	.08	2.77	.14	68.96	.015	.48	2.40	.72
09280	13.30	.060	1.75	6.39	2.91	2.89	.10	2.31	.11	66.23	.015	.43	2.50	.79

COMP: MINNOVA INC.
PROJ: 675 CRANBROOK
ATTN: G.WELLS/C.BURGE

MIN-EN LABS — WHOLE ROCK ANALYSIS

705 WEST 15TH ST., NORTH VANCOUVER, B.C. V7M 1T2
(604)980-5814 OR (604)988-4524

FILE NO: 2V-0452-RL2
DATE: 92/06/23
* ROCK * (ACT:F26)

SAMPLE NUMBER	AL2O3 %	BA %	CAO %	FE2O3 %	K2O %	MGO %	MNO2 %	NA2O %	P2O5 %	SIO2 %	SR %	TIO2 %	LOI %	S %
09281	11.16	.015	2.72	6.09	1.73	2.39	.07	2.37	.13	69.06	.015	.43	2.60	1.52
09282	4.00	.005	4.46	3.09	.06	.17	.34	.13	.05	85.74	.005	.04	.50	.25
09283	9.50	.030	2.15	14.54	1.73	2.39	.13	1.59	.20	57.63	.010	.29	7.80	4.65
09284	10.18	.045	1.58	3.77	1.80	1.76	.04	1.50	.12	75.66	.015	.32	2.10	.28
09376	10.19	.045	.01	5.34	2.67	.72	.05	.23	.09	77.51	.005	.38	1.70	.07
09377	17.09	.045	.12	5.23	3.64	1.29	.12	.44	.09	68.21	.005	.56	2.30	.08
09378	12.88	.050	1.02	4.99	4.29	.75	.38	.08	.59	71.73	.005	.50	1.70	.06

MINERAL • ENVIRONMENTS LABORATORIES
(DIVISION OF ASSAYERS CORP.)

SPECIALISTS IN MINERAL ENVIRONMENTS
CHEMISTS • ASSAYERS • ANALYSTS • GEOCHEMISTS

VANCOUVER OFFICE:
705 WEST 15TH STREET
NORTH VANCOUVER, B.C. CANADA V7M 1T2
TELEPHONE (604) 980-5814 OR (604) 988-4524
FAX (604) 980-9621

SMITHERS LAB.:
3176 TATLOW ROAD
SMITHERS, B.C. CANADA V0J 2N0
TELEPHONE (604) 847-3004
FAX (604) 847-3005

Geochemical Analysis Certificate

2V-0451-RG1

Company: MINNOVA
Project: 675 CRANBROOK
Attn: COLIN BURGE/CARY WELLS

Date: JUN-23-92
Copy 1. MINNOVA INC., VANCOUVER, B.C.

We hereby certify the following Geochemical Analysis of 17 ROCK samples submitted JUN-04-92 by C. BURGE.

Sample Number	B PPM	F PPM	
92 TB 001	95	700	BL 9550W - SEDIMENT
92 TB 002	30	530	L9250W 750+N META GABBRO
92 TB 003	67	550	L9250W 750+N META GABBRO
92 TB 004	239	830	L9250W 180N SEDIMENT
92 TB 005	31	580	L9250W BL0+00 SEDIMENT
92 TB 006	76	850	L9250W 190S SEDIMENT
92 TB 007	86	820	L9250W 270S SEDS
92 TB 008	61	790	L9000W 720N SEDS
92 TB 009	67	780	L9000W 700N SEDS
92 TB 010	43	540	L9000W 650N SEDS
92 TB 011	32	940	L9000W 650N SEDS
92 TB 012	6	870	L9000W 600N SEDS
92 TB 013	186	1080	L9000W 360N SEDS
92 TB 014	34	790	L9000W 270N SEDS
92 TB 015	16	550	8920W 250N SEDS
92 TB 016	10	660	8920W 200N GABBRO?
92 TB 017	41	730	9000W 180S SEDS?

Field GABBRO & SEDS CONTACT AREA COMPLEX GEOLOGY.

RECEIVED JUN 26 1992

Certified by _____

MIN-EN LABORATORIES
(DIVISION OF ASSAYERS CORP.)

SPECIALISTS IN MINERAL ENVIRONMENTS
CHEMISTS • ASSAYERS • ANALYSTS • GEOCHEMISTS

705 WEST 15TH STREET
NORTH VANCOUVER, B.C. CANADA V7M 1T2
TELEPHONE (604) 980-5814 OR (604) 988-4524
FAX (604) 980-9621

SMITHERS LAB.:
3176 TATLOW ROAD
SMITHERS, B.C. CANADA V0J 2N0
TELEPHONE (604) 847-3004
FAX (604) 847-3006

Geochemical Analysis Certificate

2V-0487-RG1

Company: MINNOVA INC.
Project: HORN-675
Attn: LOU IN BURGEL/TOM BERGER RM 1[illegible]

Date: JUN-26-92
Copy 1. MINNOVA INC., VANCOUVER, B.C.

We hereby certify the following Geochemical Analysis of 30 ROCK samples submitted JUN-10-92 by T. BERGER.

Sample Number	Au PPB	Cu PPM	
92 TB 018	36	500	L 8500W 0+00 GABBRO?
92 TB 019	10	710	L 8500W 055N SED?
92 TB 020	8	740	L8500W 072N GAB?
92 TB 021	758	890	
92 TB 022	1	720	8070W 640S QUARTZ VEIN/SHEAR
92 TB 023	14	400	8070W 640S QUARTZ VEIN/SHEAR
92 TB 024	7	770	L7750W 970N SEDS
92 TB 025	7	620	L7750W 930N SEDS
92 TB 026	88	850	L7750W 750N SED FLT
92 TB 027	58	620	L7750W 420S SEDS
92 TB 030	1	950	
92 TB 031	152	670	L7500W 550S SEDS } FLOAT
92 TB 032	52	630	L7500W 550S SEDS }
92 TB 033	42	600	L7520W570S SEDS
92 TB 034	75	350	L7500W 520S SEDS
92 TB 035	34	600	L7500W 510S SEDS
92 TB 036	45	560	L7465W 440S SEDS
92 TB 037	22	510	7490W 425S SEDS
92 TB 038	101	1300	7250W 260N SED FLT
92 TB 039	52	750	7250W 050N SED
92 TB 040	13	210	L7500W 460N SED
92 TB 041	44	670	L6520W 215S SED
92 TB 042	42	720	L6500W 350S SED FLT
92 TB 043	9	330	L6500W 300N SED FLT
92 TB 044	34	450	L6750W 290S SED
92 TB 045	26	450	L6750W 365S SED
92 TB 046	19	330	L6750W 420S SED
92 TB 047	28	330	L6770W 550S SED
92 TB 048	7	350	L6750W 535S SED FLT
92 TB 049	138	750	L7790W 410S SEDS

Certified by _____

ENVIROSAMPLE LABORATORIES
(DIVISION OF ASSAYERS CORP.)

SPECIALISTS IN MINERAL ENVIRONMENTS
CHEMISTS • ASSAYERS • ANALYSTS • GEOCHEMISTS

705 WEST 15TH STREET
NORTH VANCOUVER, B.C. CANADA V7M 1T2
TELEPHONE (604) 980-5814 OR (604) 988-4524
FAX (604) 980-9621

SMITHERS LAB.:
3176 TATLOW ROAD
SMITHERS, B.C. CANADA V0J 2N0
TELEPHONE (604) 847-3004
FAX (604) 847-3005

Geochemical Analysis Certificate

2V-0510-RG1

Company: MINNOVA INC.
Project: [illegible]-679
Attn: COLIN BURGE/TOM BERGER

Date: JUN-26-92
Copy 1. MINNOVA INC., VANCOUVER, B.C.

We hereby certify the following Geochemical Analysis of 30 ROCK samples submitted JUN--15-92 by T. BERGER.

Sample Number	Ag PPM	Pb PPM	
92-TB-050	[illegible]	[illegible]	L 9750W 050S SED
92-TB-051	36	[illegible]	L9750W 050S PEG
92-TB-052	170	[illegible]	L9700W 040S SED
92-TB-053	[illegible]	[illegible]	L9750W 100S SED
92-TB-054	94	[illegible]	L9750W 240S SED
92-TB-055	310	1240	L9750W 305S SED
92-TB-056	[illegible]	[illegible]	L9750W 360S SED
92-TB-057	23	610	L9750W 420S SED
92-TB-058	[illegible]	[illegible]	9500W 040S SED
92-TB-059	67	[illegible]	9500W 190S SED
92-TB-060	37	[illegible]	9500W 230S SED
92-TB-061	118	[illegible]	9500W 265S SED
? 92-TB-062	[illegible]	[illegible]	
92-TB-063	[illegible]	[illegible]	9025W 250S SED
92-TB-064	[illegible]	[illegible]	9020W 205S SED
92-TB-065	[illegible]	[illegible]	9000W 180S GAB?
92-TB-066	32	[illegible]	8750W 595S GAB
92-TB-067	[illegible]	[illegible]	SED - OFF GRID BELOW PWR LINE
92-TB-068	[illegible]	[illegible]	GAB - OFF GRID NORTH OF PWR LINE.
92-TB-069	[illegible]	[illegible]	8750W 462N SED FLT
92-TB-070	574	[illegible]	8750W 315N SED FLT
92-TB-071	[illegible]	[illegible]	8750W 300N SED
92-TB-072	[illegible]	[illegible]	8750W 245N SED
92-TB-073	247	1240	8750W 205N SED
92-TB-074	[illegible]	[illegible]	8750W 100N GAB.
09301	82	[illegible]	
09302	[illegible]	[illegible]	
09303	[illegible]	[illegible]	
09304	[illegible]	[illegible]	
09305	149	[illegible]	

Certified by _____

• EN LABORATORIES
(DIVISION OF ASSAYERS CORP.)

SPECIALISTS IN MINERAL ENVIRONMENTS
(CHEMISTS • ASSAYERS • ANALYSTS • GEOCHEMISTS)

705 WEST 15TH STREET
NORTH VANCOUVER, B.C. CANADA V7M 1T2
TELEPHONE (604) 980 5814 OR (604) 988-4524
FAX (604) 980-9621

SMITHERS LAB.:
3176 TATLOW ROAD
SMITHERS, B.C. CANADA V0J 2N0
TELEPHONE (604) 847-3004
FAX (604) 847-3005

Geochemical Analysis Certificate

2V-0487-RG2

Company: MINNOVA INC.
Project: TUKKU 4/75
Attn: COLIN BURGE/TOM BERGER/[illegible]

Date: JUN-26-92
Copy 1. MINNOVA INC., VANCOUVER, B.C.

We hereby certify the following Geochemical Analysis of 15 ROCK samples submitted JUN-10-92 by T. BERGER.

Sample Number	Au PPM	Pt PPM
92 CB 00[illegible]	25	140
09285	23	370
09286	15	740
09287	1725	1300
09288	3400	1680
09289	29	140
09290	147	[illegible]
09291	25	240
09292	184	310
09293	1[illegible]	990
09296	21	440
09297	21	720
09298	48	60
09299	63	50[illegible]
09300	440	870

Certified by _____

COMP: MINNOVA
PROJ: 675 CRANBROOK
ATTN: COLIN BURGE/CARY WELLS

MIN-EN LABS — ICP REPORT

705 WEST 15TH ST., NORTH VANCOUVER, B.C. V7M 1T2
(604)980-5814 OR (604)988-4524

FILE NO: 2V-0451-RJ1
DATE: 92/06/23
* ROCK * (ACT:F31)

SAMPLE NUMBER	AG PPM	AS PPM	BA PPM	CU PPM	PB PPM	SB PPM	ZN PPM	AU-FIRE PPB
92 TB 001	.1	8	166	51	26	1	59	4
92 TB 002	.1	1	204	44	8	1	61	1
92 TB 003	.2	1	130	45	7	1	52	4
92 TB 004	.4	6	269	14	11	1	39	2
92 TB 005	.6	1	274	17	1	1	96	4
92 TB 006	.3	1	454	24	7	1	64	6
92 TB 007	.3	1	187	9	2	1	37	3
92 TB 008	.3	1	184	14	6	1	42	1
92 TB 009	.1	1	175	20	6	1	30	1
92 TB 010	.4	1	164	19	5	1	36	1
92 TB 011	.4	1	160	24	11	1	23	2
92 TB 012	.7	1	129	16	10	1	9	1
92 TB 013	.4	17	396	12	285	1	70	1
92 TB 014	.6	1	172	7	79	1	95	1
92 TB 015	1.6	1	117	14	335	1	64	1
92 TB 016	.8	1	198	37	4	1	67	6
92 TB 017	.3	1	347	18	7	1	53	3

COMP: MINNOVA INC.
PROJ: HORN-675
ATTN: COLIN BURGE/TOM BERGER-RM 12

MIN-EN LABS — ICP REPORT

705 WEST 15TH ST., NORTH VANCOUVER, B.C. V7M 1T2
(604)980-5814 OR (604)988-4524

FILE NO: 2V-0487-RJ1+2
DATE: 92/06/26
* ROCK * (ACT:F31)

SAMPLE NUMBER	AG PPM	AS PPM	BA PPM	CU PPM	PB PPM	SB PPM	ZN PPM	AU-FIRE PPB
92 TB 018	2.4	1	410	37	87	3	163	85
92 TB 019	.1	1	347	37	2	1	121	10
92 TB 020	.4	18	183	38	8	1	95	14
92 TB 021	.9	30	194	20	25	1	40	14
92 TB 022	.1	16	12	4	11	2	13	17
92 TB 023	.1	34	19	4	11	1	10	25
92 TB 024	.1	1	57	9	6	1	61	3
92 TB 025	.1	1	47	18	3	1	48	3
92 TB 026	.1	1	129	14	8	1	24	3
92 TB 027	.4	1	174	21	13	1	34	8
92 TB 030	.1	50	14	6	12	1	8	49
92 TB 031	.1	4	301	47	38	1	42	18
92 TB 032	.1	1	271	56	8	1	25	13
92 TB 033	.1	1	179	24	8	1	27	8
92 TB 034	.1	19	119	8	11	1	19	1
92 TB 035	2.1	1	137	30	36	9	65	24
92 TB 036	.1	21	223	37	17	1	33	18
92 TB 037	.5	3	89	3	11	2	12	13
92 TB 038	3.0	1	169	23	200	9	245	20
92 TB 039	.3	1	253	33	8	1	27	4
92 TB 040	1.0	11	41	6	23	5	28	14
92 TB 041	.1	1	239	64	19	1	48	7
92 TB 042	.1	1	150	4	46	1	193	3
92 TB 043	.1	2	94	2	12	1	26	2
92 TB 044	.5	1	165	3	13	1	30	7
92 TB 045	.4	1	185	7	14	1	41	4
92 TB 046	1.0	1	100	5	24	1	60	5
92 TB 047	.7	2	83	5	21	1	29	4
92 TB 048	.5	1	159	15	34	1	41	2
92 TB 049	.1	1	142	21	10	1	33	3
92 CB 002	.1	16	120	9	7	1	15	4
09285	.1	1	315	44	2	1	75	3
09286	.1	1	549	26	1	1	196	6
09287	.3	1	189	31	30	1	82	72
09288	3.6	464	140	9	246	2	50	32
09289	.1	22	10	9	6	1	8	15
09290	.1	1	130	46	6	1	56	10
09291	.1	4	11	5	7	1	5	8
09292	.1	4	181	17	13	1	20	11
09293	.1	6	94	140	12	1	49	7
09296	.3	1	98	194	1	1	45	2
09297	.1	1	202	36	6	1	20	4
09298	4.9	23	6	8731	91	10	352	144
09299	.1	1	202	177	45	1	143	3
09300	.2	3	217	77	52	1	114	3

COMP: MINNOVA INC.
PROJ: CRANBROOK-675
ATTN: COLIN BURGE/TOM BERGER

MIN-EN LABS — ICP REPORT

705 WEST 15TH ST., NORTH VANCOUVER, B.C. V7M 1T2
(604)980-5814 OR (604)988-4524

FILE NO: 2V-0510-RJ1
DATE: 92/06/26
* ROCK * (ACT:F31)

SAMPLE NUMBER	AG PPM	AS PPM	BA PPM	CU PPM	PB PPM	SB PPM	ZN PPM	AU-FIRE PPB
92-TB-050	.1	23	156	25	15	1	51	6
92-TB-051	.1	1	25	6	24	1	12	5
92-TB-052	.1	1	114	22	29	1	57	3
92-TB-053	.1	1	315	20	4	1	77	1
92-TB-054	.1	1	267	31	15	1	87	1
92-TB-055	.3	19	436	5	2	1	65	1
92-TB-056	.1	3	161	24	6	1	26	5
92-TB-057	.4	1	247	16	1	1	51	1
92-TB-058	.1	1	263	49	9	1	127	1
92-TB-059	.5	8	281	14	11	1	64	4
92-TB-060	.4	104	150	13	10	1	120	5
92-TB-061	.3	5	271	20	1	1	48	1
92-TB-062 CANT LOCATE	.1	1	288	7	2	1	27	4
92-TB-063	.4	14	288	39	3	1	60	2
92-TB-064	.1	1	365	26	9	1	68	3
92-TB-065	.3	1	402	11	5	1	63	4
92-TB-066	.5	1	65	91	3	1	31	30
92-TB-067	.8	1	110	36	1	1	16	5
92-TB-068	.8	1	7	118	7	1	33	3
92-TB-069	.2	1	201	14	26	1	96	1
92-TB-070	.4	2	268	11	40	1	63	4
92-TB-071	.3	33	162	16	33	1	126	1
92-TB-072	.5	1	102	38	56	1	124	2
92-TB-073	.6	8	232	14	51	1	60	4
92-TB-074	1.1	87	66	32	11	1	58	12
09301	.3	1	275	27	35	1	126	4
09302	.1	3	269	28	88	1	140	4
09303	.3	13	260	29	79	1	138	6
09304	.3	1	165	33	26	1	62	3
09305	.1	71	175	26	23	1	103	4

COMP: MINNOVA
PROJ: 675 CRANBROOK
ATTN: COLIN BURGE/CARY WELLS

MIN-EN LABS — WHOLE ROCK ANALYSIS

705 WEST 15TH ST., NORTH VANCOUVER, B.C. V7M 1T2
(604)980-5814 OR (604)988-4524

FILE NO: 2V-0451-RL1
DATE: 92/06/23
* ROCK * (ACT:F26)

SAMPLE NUMBER	AL2O3 %	BA %	CAO %	FE2O3 %	K2O %	MGO %	MNO2 %	NA2O %	P2O5 %	SIO2 %	SR %	TIO2 %	LOI %	S %
92 TB 001	13.25	.065	.60	4.51	2.96	1.35	.03	1.86	.07	71.75	.010	.50	2.10	.08
92 TB 002	12.58	.065	3.01	6.92	3.40	.80	.07	1.90	.11	68.77	.010	.65	1.00	.06
92 TB 003	13.87	.080	3.50	6.37	3.73	.98	.08	2.74	.11	65.08	.005	.68	1.90	.04
92 TB 004	17.40	.105	.56	4.19	4.82	1.88	.05	1.21	.05	64.87	.010	.67	3.20	.07
92 TB 005	15.15	.050	4.05	2.96	1.77	1.11	.06	3.00	.06	69.08	.020	.54	1.30	.12
92 TB 006	15.12	.105	1.34	4.99	4.20	2.07	.07	1.10	.10	67.29	.010	.55	2.10	.07
92 TB 007	19.44	.110	.10	4.00	5.55	1.88	.05	.71	.04	62.55	.010	.74	3.80	.03
92 TB 008	15.90	.080	.77	3.74	3.92	1.85	.04	1.26	.08	68.18	.015	.56	2.60	.08
92 TB 009	14.81	.085	.22	3.74	3.52	1.00	.02	1.82	.06	70.66	.010	.50	2.50	.06
92 TB 010	15.19	.095	1.13	4.24	4.38	1.71	.04	2.06	.10	67.22	.010	.57	2.60	.06
92 TB 011	12.58	.050	1.37	3.39	2.58	1.50	.02	2.09	.08	72.52	.015	.43	2.20	.04
92 TB 012	12.72	.090	4.69	3.68	3.71	3.35	.06	1.40	.09	66.34	.010	.48	2.30	.03
92 TB 013	15.20	.100	1.70	4.67	3.74	2.46	.09	2.27	.12	66.17	.015	.55	2.10	.11
92 TB 014	15.23	.055	4.38	4.02	3.00	2.44	.14	1.67	.13	66.03	.010	.57	1.40	.05
92 TB 015	16.10	.030	1.94	3.88	2.31	1.50	.11	5.32 ✓	.14	65.90	.010	.58	1.50	.06
92 TB 016	13.29	.060	7.90	16.18	1.24	5.07	.44	3.08	.47	47.59	.015	2.27	1.50	.06
92 TB 017	14.99	.060	2.85	5.58	3.22	2.10	.07	2.09	.20	65.49	.015	.54	2.10	.14

COMP: MINNOVA INC.
PROJ: HORN-675
ATTN: COLIN BURGE/TOM BERGER-RM 12

MIN-EN LABS — WHOLE ROCK ANALYSIS

705 WEST 15TH ST., NORTH VANCOUVER, B.C. V7M 1T2
(604)980-5814 OR (604)988-4524

FILE NO: 2V-0487-RL1+2
DATE: 92/06/26
* ROCK * (ACT:F26)

SAMPLE NUMBER	AL2O3 %	BA %	CAO %	FE2O3 %	K2O %	MGO %	MNO2 %	NA2O %	P2O5 %	SIO2 %	SR %	TIO2 %	LOI %	S %
92 TB 018	14.91	.060	2.81	5.32	3.47	2.03	.08	1.59	.12	66.79	.010	.55	1.20	.11
92 TB 019	13.95	.030	5.11	9.81	2.55	2.89	.16	.49	.16	59.56	.005	.94	3.30	.34
92 TB 020	13.79	.025	6.84	10.49	1.93	4.70	.21	1.20	.14	55.85	.005	.90	3.30	.62
92 TB 021	15.34	.055	1.39	4.25	3.71	1.38	.03	1.36	.12	67.88	.005	.51	3.00	.28
92 TB 022	2.27	.005	.03	2.22	.55	.10	.01	.10	.05	92.93	.005	.08	.70	.06
92 TB 023	10.77	.010	.01	13.02	2.83	.28	.01	.31	.17	68.59	.005	.22	3.10	.14
92 TB 024	14.41	.020	.71	8.02	1.13	2.90	.06	4.12	.16	64.06	.005	.82	2.70	.09
92 TB 025	14.03	.015	.65	7.72	1.02	2.61	.09	4.36	.19	65.42	.005	.82	2.10	.12
92 TB 026	16.59	.075	.10	4.51	4.30	1.49	.01	1.33	.13	66.85	.005	.56	3.20	.07
92 TB 027	14.56	.095	1.40	2.72	4.08	1.59	.04	2.75	.08	69.69	.010	.46	1.70	.17
92 TB 030	4.11	.010	.01	4.36	.74	.12	.01	.33	.04	88.21	.005	.10	1.00	.09
92 TB 031	14.75	.095	.42	3.34	2.73	1.18	.02	2.97	.05	71.24	.005	.48	1.90	.07
92 TB 032	17.56	.100	.02	5.16	4.66	1.43	.02	.84	.08	65.17	.005	.54	3.40	.07
92 TB 033	16.37	.085	.12	5.04	3.78	1.96	.02	1.57	.08	66.93	.005	.52	2.90	.06
92 TB 034	11.43	.035	.18	3.00	1.86	1.05	.02	2.27	.05	77.14	.005	.36	1.60	.04
92 TB 035	14.83	.055	.13	4.63	2.81	2.19	.05	1.99	.09	69.58	.005	.46	2.30	.08
92 TB 036	16.75	.080	.01	5.53	4.13	1.45	.02	1.28	.09	65.56	.005	.53	4.00	.18
92 TB 037	9.66	.035	.10	1.55	1.58	.42	.02	3.03	.04	80.87	.005	.33	1.50	.05
92 TB 038	14.12	.055	2.13	2.89	3.64	2.75	.11	.89	.10	68.85	.010	.46	3.30	.21
92 TB 039	18.62	.105	.01	4.96	5.48	.94	.02	.88	.11	63.90	.005	.59	3.50	.04
92 TB 040	18.54	.005	.01	2.70	.36	.34	.01	10.17	.07	65.17	.005	.45	1.50	.92
92 TB 041	18.67	.105	.04	5.50	4.96	1.60	.05	1.16	.08	62.24	.005	.59	4.40	.04
92 TB 042	15.34	.035	.42	6.01	1.16	2.98	.10	4.72	.16	65.05	.010	.43	2.90	.04
92 TB 043	7.59	.025	.36	1.95	1.22	.49	.01	1.73	.06	84.40	.005	.26	1.00	.02
92 TB 044	11.85	.045	.28	2.42	2.50	.63	.03	2.55	.05	76.79	.005	.32	1.60	.03
92 TB 045	11.32	.035	.64	2.87	1.89	.70	.04	2.94	.06	77.23	.005	.31	1.10	.10
92 TB 046	10.80	.035	.85	3.56	1.82	.94	.08	2.80	.05	75.95	.005	.32	2.00	.02
92 TB 047	9.44	.025	.74	2.18	1.99	.52	.04	1.74	.05	80.85	.005	.31	1.20	.01
92 TB 048	10.07	.040	1.74	2.93	1.19	.87	.07	3.04	.07	77.71	.005	.31	1.30	.05
92 TB 049	19.22	.085	.03	3.97	5.26	1.96	.04	1.30	.04	62.50	.005	.60	4.10	.02
92 CB 002	11.05	.045	.25	2.21	1.44	.47	.03	3.44	.04	78.20	.005	.37	1.60	.02
09285	13.37	.020	6.80	10.78	1.50	4.42	.19	1.73	.13	55.11	.005	.83	4.00	.88
09286	14.05	.035	4.97	11.06	3.22	2.99	.19	.32	.15	58.73	.005	1.06	2.50	.93
09287	15.89	.065	1.27	3.67	3.90	1.59	.08	.83	.07	67.16	.005	.52	4.00	.05
09288	17.31	.070	.23	3.70	4.66	1.74	.03	.31	.06	66.07	.005	.56	4.40	.57
09289	2.29	.005	.01	2.41	.38	.09	.01	.18	.03	93.00	.005	.06	1.00	.03
09290	14.96	.055	.73	5.32	2.65	2.08	.06	2.43	.08	67.54	.010	.49	2.80	.40
09291	16.61	.005	.61	.33	.15	.06	.01	9.73	.42	71.01	.005	.01	.30	.04
09292	17.18	.080	1.57	5.86	4.08	2.51	.12	1.70	.10	64.69	.010	.57	.80	.60
09293	11.40	.035	.86	7.36	3.44	2.82	.01	.63	.16	64.60	.005	.44	7.20	2.12
09296	11.93	.010	6.92	18.33	.82	3.80	.21	2.29	.30	49.89	.005	2.16	2.20	1.24
09297	14.58	.055	.81	5.07	3.94	1.39	.03	1.64	.07	66.05	.005	.45	4.90	.67
09298	17.53	.005	11.71	5.41	.23	.19	.06	.26	.07	59.20	.010	.06	3.60	.88
09299	17.64	.055	3.71	5.21	2.66	1.51	.10	4.04	.15	60.81	.005	.53	2.50	.38
09300	16.69	.090	.92	5.64	4.61	1.63	.09	1.85	.10	63.75	.010	.54	3.20	.89

COMP: MINNOVA INC.
PROJ: CRANBROOK-675
ATTN: COLIN BURGE/TOM BERGER

MIN-EN LABS — WHOLE ROCK ANALYSIS

705 WEST 15TH ST., NORTH VANCOUVER, B.C. V7M 1T2
(604)980-5814 OR (604)988-4524

FILE NO: 2V-0510-RL1
DATE: 92/06/26
* ROCK * (ACT:F26)

SAMPLE NUMBER	AL2O3 %	BA %	CAO %	FE2O3 %	K2O %	MGO %	MNO2 %	NA2O %	P2O5 %	SIO2 %	SR %	TIO2 %	S %	LOI %
92-TB-050	16.15	.065	.73	5.22	4.01	1.66	.06	1.47	.13	65.11	.010	.55	.11	4.00
92-TB-051	17.51	.010	.48	.91	4.18	.13	.45	5.47	.28	69.03	.005	.03	.02	.70
92-TB-052	13.81	.035	.94	4.60	2.13	1.43	.07	2.90	.08	70.36	.015	.43	.07	2.20
92-TB-053	13.17	.035	1.77	5.81	1.97	2.32	.07	3.12	.10	68.41	.015	.41	.08	2.00
92-TB-054	14.47	.050	1.00	5.76	3.13	2.13	.08	2.32	.08	66.78	.015	.48	.14	2.70
92-TB-055	15.27	.065	3.90	4.09	2.47	2.45	.08	2.64	.22	66.32	.020	.45	.04	1.40
92-TB-056	11.10	.040	1.19	3.61	2.31	1.10	.03	1.98	.02	75.22	.015	.34	.15	2.00
92-TB-057	14.67	.055	3.24	5.37	3.06	2.24	.06	2.55	.12	64.36	.015	.47	.42	2.90
92-TB-058	13.25	.025	1.80	6.44	2.36	2.51	.08	2.88	.10	67.53	.015	.40	.40	2.00
92-TB-059	12.27	.035	2.34	4.69	2.28	1.79	.08	2.27	.11	71.85	.015	.39	.13	1.00
92-TB-060	15.94	.035	4.43	5.27	3.03	1.84	.10	1.91	.06	63.83	.025	.47	.15	2.40
92-TB-061	14.86	.050	1.36	5.26	3.20	1.61	.05	2.51	.05	67.50	.015	.46	.17	2.20
92-TB-062	16.42	.085	.61	3.05	4.66	1.33	.03	.86	.03	69.46	.005	.48	.07	2.30
92-TB-063	14.48	.030	2.89	5.55	2.37	2.07	.05	3.15	.15	65.96	.025	.45	.37	2.20
92-TB-064	17.51	.110	.54	5.98	4.68	2.26	.07	1.10	.11	63.35	.010	.58	.17	3.00
92-TB-065	15.37	.060	2.72	4.92	3.43	2.17	.06	1.94	.07	66.22	.010	.54	.11	1.60
92-TB-066	14.15	.010	9.62	10.44	.69	7.49	.20	1.64	.03	52.14	.005	.51	.04	2.10
92-TB-067	12.72	.065	5.83	4.66	2.91	3.46	.07	1.91	.11	64.22	.010	.44	.70	2.70
92-TB-068	14.39	.005	10.40	8.97	.16	6.13	.19	1.74	.08	54.47	.005	.65	.06	2.00
92-TB-069	10.27	.045	7.82	3.29	2.61	2.86	.06	1.52	.04	62.84	.005	.33	.05	7.40
92-TB-070	16.57	.065	1.79	4.08	4.10	2.49	.10	1.17	.08	65.26	.010	.54	.11	3.10
92-TB-071	15.23	.045	.60	4.98	2.81	3.11	.09	1.98	.08	66.19	.005	.47	.07	3.50
92-TB-072	12.53	.020	4.21	4.60	2.09	2.16	.11	1.43	.08	68.60	.005	.44	.58	2.90
92-TB-073	16.16	.075	1.06	4.14	2.98	1.58	.08	2.91	.07	66.69	.010	.48	.08	2.80
92-TB-074	15.40	.015	8.74	10.50	1.17	6.11	.21	1.64	.07	52.10	.005	.81	.74	2.60
09301	14.59	.070	1.68	4.33	3.18	1.53	.06	2.35	.06	68.60	.015	.45	.50	2.20
09302	15.51	.075	1.06	4.24	3.60	1.15	.09	2.60	.04	68.88	.010	.46	.58	1.60
09303	14.54	.060	2.23	4.77	2.83	1.74	.12	2.84	.07	67.98	.015	.44	.35	1.80
09304	12.63	.025	3.09	3.81	1.69	1.48	.07	3.33	.05	70.96	.015	.36	.57	1.70
09305	15.07	.065	.86	4.58	4.04	1.69	.07	1.50	.09	68.33	.010	.49	.62	2.60

•EN LABORATORIES
(DIVISION OF ASSAYERS CORP.)

SPECIALISTS IN MINERAL ENVIRONMENTS
CHEMISTS • ASSAYERS • ANALYSIS • GEOCHEMISTS

705 WEST 15TH STREET
NORTH VANCOUVER, B.C. CANADA V7M 1T2
TELEPHONE (604) 980-5814 OR (604) 988-4524
FAX (604) 980-9621

SMITHERS LAB.:
3176 TATLOW ROAD
SMITHERS, B.C. CANADA V0J 2N0
TELEPHONE (604) 847-3004
FAX (604) 847-3005

Geochemical Analysis Certificate

2V-0505-RG1

Company: MINNOVA INC.
Project: MT. MAHON-674
Attn: T. DEDGER/C. BURGE

Date: JUN-29-92
Copy 1. MINNOVA INC., VANCOUVER, B.C.

We hereby certify the following Geochemical Analysis of 8 ROCK samples submitted JUN-12-92 by C. BURGE.

Sample Number	B PPM	P PPM
09379	61	520
09380	32	460
09381	29	420
09382	65	410
09383	93	250
09384	7	520
09385	2140	230
09386	1350	270

MT MAHON

Certified by

COMP: MINNOVA INC.
PROJ: MT.MAHON-674
ATTN: T.BERGER/C.BURGE

MIN-EN LABS -- WHOLE ROCK ANALYSIS

705 WEST 15TH ST., NORTH VANCOUVER, B.C. V7M 1T2
(604)980-5814 OR (604)988-4524

FILE NO: 2V-0505-RL1
DATE: 92/06/29
* ROCK * (ACT:F26)

SAMPLE NUMBER	AL2O3 %	BA %	CAO %	FE2O3 %	K2O %	MGO %	MNO2 %	NA2O %	P2O5 %	SIO2 %	SR %	TIO2 %	LOI %	$ %
09379	14.29	.065	2.05	5.09	3.22	1.37	.07	1.96	.14	67.21	.005	.49	2.90	.61
09380	12.52	.065	1.21	3.47	3.18	.94	.05	1.27	.09	72.94	.005	.43	2.50	.18
09381	12.43	.040	2.08	4.75	2.23	1.29	.07	2.36	.10	70.85	.005	.41	2.60	.14
09382	13.87	.065	1.69	4.69	3.16	1.23	.06	1.57	.09	69.07	.005	.49	2.70	.36
09383	9.87	.040	2.84	4.33	1.76	1.12	.12	1.64	.06	74.92	.005	.41	1.70	.32
09384	8.17	.020	3.69	4.56	1.45	1.06	.19	.44	.07	78.28	.005	.32	.50	.25
09385	9.27	.040	1.34	4.04	1.53	.65	.06	1.00	.03	79.07	.005	.32	1.50	.53
09386	8.21	.015	2.01	3.91	.67	.67	.10	1.60	.05	79.69	.005	.27	1.00	.65

COMP: MINNOVA INC.
PROJ: MT.MAHON-674
ATTN: T.BERGER/C.BURGE

MIN-EN LABS — ICP REPORT

705 WEST 15TH ST., NORTH VANCOUVER, B.C. V7M 1T2
(604)980-5814 OR (604)988-4524

FILE NO: 2V-0505-RJ1
DATE: 92/06/29
* ROCK * (ACT:F31)

SAMPLE NUMBER	AG PPM	AS PPM	BA PPM	CU PPM	PB PPM	SB PPM	ZN PPM	AU-FIRE PPB
09379	.4	3	201	88	20	1	68	22
09380	.4	3	205	132	14	1	57	9
09381	.1	1	166	64	18	1	74	4
09382	.2	1	201	101	15	1	41	8
09383	.1	15	151	71	34	1	85	8
09384	.1	46	243	63	8	1	92	10
09385	1.1	286	57	163	31	3	32	55
09386	.6	41	94	81	22	2	48	16

MINERAL ENVIRONMENTS LABORATORIES

Division of Assayers Corp. Ltd.

DATE: JULY 7 '92

TO: MINNOVA INC

ATTENTION: C. BURGE
J. BERGER

FAX#

THE TOTAL NUMBER OF PAGES BEING SENT IS 3 INCLUDING THIS COVER LETTER.

IF YOU DO NOT RECEIVE ALL OF THE PAGES, PLEASE CONTACT OUR FAX OPERATOR IMMEDIATELY AT (604) 980-5814.

SPECIAL INSTRUCTIONS:

FAXING FILE 2V-0569 - RJ1 & RL1

OFFICE AND LABORATORIES:
705 WEST FIFTEENTH STREET, NORTH VANCOUVER, B.C.
CANADA V7M 1T2

PHONE: (604) 980-5814 (604) 988-4524
TELEX: VIA USA 7601067
FAX: (604) 980-9621

COMP: MINNOVA INC.
PROJ: CRANBROOK-675
ATTN: COLIN BURGE/TOM BERGER

MIN-EN LABS — ICP REPORT

705 WEST 15TH ST., NORTH VANCOUVER, B.C. V7M 1T2
(604)980-5814 OR (604)988-4524

FILE NO: 2V-0569-RJ1
DATE: 92/07/06
* ROCK * (ACT:F31)

SAMPLE NUMBER	AG PPM	AS PPM	BA PPM	CU PPM	PB PPM	SB PPM	ZN PPM	AU-FIRE PPB
92-TB-028	.1	1	153	43	38	1	159	1
92-TB-029	.5	4	26	7	77	1	19	1
92-TB-092	.1	1	198	28	76	1	140	5
92-TB-093	.9	1	129	24	711	1	735	1
92-TB-094	.6	1	191	18	1	1	75	1
92-TB-095	.1	1	341	39	37	1	447	2
92-TB-096	.1	1	63	41	45	1	45	3
92-TB-097	.1	1	104	71	20	1	50	1
92-TB-098	.2	1	169	13	8	1	58	2
92-TB-099	.2	1	117	16	34	1	51	1
92-TB-100	.2	1	156	13	97	1	57	1
92-TB-101	.8	1	115	38	428	1	424	3
92-TB-102	.1	1	92	33	96	1	377	1
92-TB-103	.1	1	92	17	18	1	100	1
92-TB-104	.2	1	203	25	102	1	205	1
92-TB-105	.2	1	155	32	38	1	115	2
92-TB-106	1.1	9	47	54	326	1	205	1
92-TB-107	.2	1	180	24	1	1	45	1
92-TB-108	.2	1	85	30	16	1	89	1

COMP: MINNOVA INC.
PROJ: CRANBROOK-675
ATTN: COLIN BURGE/TOM BERGER

MIN-EN LABS — WHOLE ROCK ANALYSIS

705 WEST 15TH ST., NORTH VANCOUVER, B.C. V7M 1T2
(604)980-5814 OR (604)988-4524

FILE NO: 2V-0569-RL1
DATE: 92/07/07
* ROCK * (ACT:F26)

SAMPLE NUMBER	AL2O3 %	BA %	CAO %	FE2O3 %	K2O %	MGO %	MNO2 %	NA2O %	P2O5 %	SIO2 %	SR %	TIO2 %	LOI %	S %
92-TB-028	12.55	.015	3.36	5.96	1.98	2.69	.13	2.39	.11	66.70	.015	.42	2.60	1.27
92-TB-029	10.25	.010	4.40	2.13	1.58	.66	.06	2.34	.13	75.82	.005	.26	1.30	.03
92-TB-092	13.90	.055	2.37	5.20	3.05	1.66	.11	2.95	.09	67.81	.010	.45	1.70	.52
92-TB-093	11.78	.020	1.96	5.73	2.28	1.98	.15	1.77	.10	69.93	.010	.39	2.80	.57
92-TB-094	13.96	.020	7.42	10.75	1.70	4.66	.19	1.24	.13	56.40	.005	1.00	1.60	.37
92-TB-095	11.92	.035	1.34	5.85	1.87	2.12	.11	2.71	.06	69.92	.010	.39	2.90	.52
92-TB-096	9.61	.015	.35	4.36	1.57	1.09	.01	2.28	.03	76.70	.010	.35	2.70	.09
92-TB-097	9.97	.045	2.89	4.52	2.11	1.33	.07	1.37	.04	73.12	.010	.32	3.00	.66
92-TB-098	12.34	.050	2.07	3.35	2.16	1.75	.06	2.59	.15	72.51	.015	.43	1.60	.09
92-TB-099	11.29	.025	1.65	3.69	2.48	1.93	.09	.87	.05	74.07	.005	.39	2.60	.06
92-TB-100	15.83	.045	2.38	4.05	3.67	2.28	.09	1.35	.12	65.32	.005	.52	3.30	.07
92-TB-101	11.83	.015	1.81	6.43	2.00	2.10	.16	2.24	.13	67.63	.010	.42	4.30	.98
92-TB-102	10.34	.025	1.51	5.50	2.06	1.41	.11	1.21	.02	73.78	.005	.36	2.70	1.15
92-TB-103	13.22	.025	1.78	4.71	1.40	2.48	.09	3.48	.08	69.26	.015	.43	2.40	.08
92-TB-104	12.89	.050	1.98	4.52	2.75	1.89	.08	1.81	.10	71.66	.010	.40	1.60	.36
92-TB-105	12.72	.025	2.43	4.91	2.63	1.94	.10	1.36	.12	69.79	.005	.44	2.60	.49
92-TB-106	9.25	.020	2.34	4.21	2.48	1.06	.06	1.36	.03	75.33	.010	.29	2.90	.96
92-TB-107	13.52	.015	8.18	11.39	1.11	6.68	.23	1.77	.08	53.09	.005	.86	2.20	.66
92-TB-108	12.82	.020	2.37	5.63	1.69	1.92	.07	3.01	.11	68.61	.020	.45	2.60	.64

ROCKS JUNE 27/92

09251 1630 B } DARLIN GABBRO - Po. DDH2
09376 2070 B } TOURMALINE? ~~Mt MAHON SUMMIT~~ ~~DARLIN/GABBRO~~
09377 5700 B } ~~Mt MAHON SUMMIT~~ ~~DARLIN/GABBRO~~

09253 284 PPM Zn DARLIN SEDS W Po - CHALCO
09261 8461 " Zn DARLIN SEDS SUB CROP
09263 522 " As QUARTZ FLOAT - Po.
09264 300 " Cu GABBRO DDH 9/10, LOOP ROAD
09266 330 " Cu GABBRO " " " "
09272 131 " Pb SED FLOAT " " " "
09281 118 " Pb 92+55 W 1+25N SILICEOUS SEDS S/C.
09283 1141 Pb, 1108 Zn, 253 Cu. * CHECK THIS ONE (Zn SHOWING)
09256 437 PPM Cu DARLIN (HORN) GABBRO FLOAT Po - CHALCO
C 378 542 As Mt MAHON SUMMIT.
09274 8.88% Na } Albite? ANGUS Ck. ROAD CALORIMC VOLCS? PY
09275 9.49% Na } ANGUS Ck ROAD PY IN QTZ
09256 12% LOSS ON IGNITION, 11.8 % S GABBRO FLOAT.
09272 10.1% CaO SED FLOAT DDH 9/10 LOOP ROAD.
09283 - 4.65% S ℄ 93+50 W 0+25S (FROM ZINC SHOWING ON MAP)
92-TB-004 - 239 B.

THRESHOLDS: Bo. > 300 PPM = TOURMALINE
Na > 4% SIGNIFICANT
MnO_2 > 0.5 PPM SIGNIFICANT
Pb > 50 PPM SIG.
Zn > 150 PPM SIG.

ROCKS FOR CUTTING.

L 8250 W 150N SOIL: 656 Zn, 183 Pb, 0.3 Ag
ROCKS: 92-TB-093 / FLOAT
92-TB-101, 102 / TR-92-01

L 8250W 300N SOIL: 334 Zn, 1.4 Ag, 0.7 Cd.
ROCKS: 92-TB-094, 095 / FLOAT

L 8500W 400N SOIL: 591 Zn, 0.8 Ag, 0.6 Cd
ROCKS: 92-TB-098 / FLOAT
92-TB-103 / TR-92-02

L 8500W 450N SOIL: 525 Zn, 1.2 Ag, 0.2 Cd
ROCKS: 92-TB-097 / FLOAT

L 9250W 350N SOIL: 620 Zn, 111 Pb, 0.6 Ag, 1.3 Cd
ROCKS: 92-TB-104 / TR-92-03

L 8750W 300N SOIL: 474 Zn, 273 Pb, 1.2 Ag, 0.3 Cd.
ROCKS: 92-TB-105 / TR-92-04
92-TB-106 / O/C 8744W-291N

L 9750W 100S SOIL: 647 Zn, 0.5 Ag
ROCKS: 92-TB-108 / TR-92-06

09303 } MINERALIZATION IN ROCK/FLOAT
09313 } NORTH SIDE OF ST. MARY LAKE.

```
  **U¬U¬U¬U¬U¬U                                                    1              0.20
2000.000+
 99.21    |  2000.000
  **U¬U¬U¬U¬U¬U                                                    0              0.00
2050.000+
 99.21    |  2050.000
  **U¬U¬U¬U¬U¬U                                                    0              0.00
2100.000+
 99.21    |  2100.000
  **U¬U¬U¬U¬U¬U                                                    0              0.00
2150.000+
 99.21    |  2150.000
  **U¬U¬U¬U¬U¬U                                                    0              0.00
2200.000+
 99.21    |  2200.000
  **U¬U¬U¬U¬U¬U                                                    1              0.20
2250.000+
 99.41    |  2250.000
  **U¬U¬U¬U¬U¬U                                                    0              0.00
2300.000+
 99.41    |  2300.000
  **U¬U¬U¬U¬U¬U                                                    0              0.00
2350.000+
 99.41    |  2350.000
          |                                                       1              0.20
          |-----------+-----------+-----------+-----------+

          DATA ABOVE RANGE OF HISTOGRAM
  **U¬U¬U¬U¬U¬U
2500.000+
 99.60    |  2500.000
          |                                                       2              0.40
          |-----------+-----------+-----------+-----------+
                   5.0       10.0       15.0       20.0       25.0
                          PERCENT OF THE TOTAL SAMPLES


VARIABLE:                        MN
NUMBER OF OBSERVATIONS:          506
MINIMUM:                         244.000
MAXIMUM:                         2990.000
MEAN:                            613.682
STANDARD ERROR OF MEAN:          14.506
STANDARD DEVIATION:              326.296
COEFFICIENT OF VARIATION:        53.170
SKEWNESS:                        2.937
KURTOSIS:                        12.908
*******************************************************************************
        WE WILL NOW MAKE ANOTHER PASS THROUGH THE DATA.
```

$m + \sigma > 900$
$m + 2\sigma > 1200$
$m + 3\sigma > 1500$

LOG N = 1.38 N+σ = 2.72 LN m = 3.18
LOG σ = 1.34 N+2σ = 4.06 LN σ = 3.09
N+3σ = 5.40

```
THE SAME TRANSFORMATIONS AND SELECTIONS AS LAST RUN  WILL BE USED IN THIS RUN.
3
        VARIABLE:                PB
        NO. OF OBSERVATIONS:      506
        MINIMUM:                    3.000
        MAXIMUM:                  273.000
        MEAN:                      22.418
        STD. DEVIATION:            26.711
        SKEWNESS:                  58.233
        KURTOSIS:                  93.478
        COEF. OF VAR.:
```

LogPb

$m + \sigma => 35$
$m + 2\sigma => 50$
$m + 3\sigma => 100$

```
        HOW DO YOU WISH TO SPECIFY THE HISTOGRAM INTERVALS ?
        1  YOU SPECIFY THE MINIMUM VALUE AND THE WIDTH OF EACH INTERVAL.
        2  YOU SPECIFY THE MINIMUM, THE MAXIMUM AND THE NUMBER OF INTERVALS.
        3  YOU WISH TO EXAMINE THE STATISTICAL VALUES BEFORE DECIDING.
        KEY IN THE NUMBER CORRESPONDING TO YOUR CHOICE THEN KEY <RETURN>.
?

*******************************************************************************
        WE WILL NOW MAKE ANOTHER PASS THROUGH THE DATA.

THE SAME TRANSFORMATIONS AND SELECTIONS AS LAST RUN  WILL BE USED IN THIS RUN.
3
```

```
VARIABLE:                SN
NO. OF OBSERVATIONS:      506
MINIMUM:                5.000
MAXIMUM:               53.000
MEAN:                  10.296
STD. DEVIATION:         5.750
SKEWNESS:               3.165
KURTOSIS:               9.218
COEF.  OF VAR.:        55.843
```

$M + \sigma = >15$

$M + 2\sigma = >25$

$M + 3\sigma = >40$

```
HOW DO YOU WISH TO SPECIFY THE HISTOGRAM INTERVALS ?
1  YOU SPECIFY THE MINIMUM VALUE AND THE WIDTH OF EACH INTERVAL.
2  YOU SPECIFY THE MINIMUM, THE MAXIMUM AND THE NUMBER OF INTERVALS.
3  YOU WISH TO EXAMINE THE STATISTICAL VALUES BEFORE DECIDING.
KEY IN THE NUMBER CORRESPONDING TO YOUR CHOICE THEN KEY <RETURN>.
?
```

****

WE WILL NOW MAKE ANOTHER PASS THROUGH THE DATA.

THE SAME TRANSFORMATIONS AND SELECTIONS AS LAST RUN WILL BE USED IN THIS RUN.

3

```
VARIABLE:                ZN
NO. OF OBSERVATIONS:      506
MINIMUM:                6.000
MAXIMUM:              656.000
MEAN:                 110.670
STD. DEVIATION:        85.187
SKEWNESS:               2.961
KURTOSIS:              13.489
COEF.  OF VAR.:        76.974

HOW DO YOU WISH TO SPECIFY THE HISTOGRAM INTERVALS ?
1  YOU SPECIFY THE MINIMUM VALUE AND THE WIDTH OF EACH INTERVAL.
2  YOU SPECIFY THE MINIMUM, THE MAXIMUM AND THE NUMBER OF INTERVALS.
3  YOU WISH TO EXAMINE THE STATISTICAL VALUES BEFORE DECIDING.
KEY IN THE NUMBER CORRESPONDING TO YOUR CHOICE THEN KEY <RETURN>.
?
```

3

```
VARIABLE:                ZN
NO. OF OBSERVATIONS:      506
MINIMUM:                6.000
MAXIMUM:              656.000
MEAN:                 110.670
STD. DEVIATION:        85.187
SKEWNESS:               2.961
KURTOSIS:              13.489
COEF.  OF VAR.:        76.974
```

$M + \sigma$ >200

$M + 2\sigma$ >285

$M + 3\sigma$ >370

$M + 4\sigma$ >455

```
HOW DO YOU WISH TO SPECIFY THE HISTOGRAM INTERVALS ?
1  YOU SPECIFY THE MINIMUM VALUE AND THE WIDTH OF EACH INTERVAL.
2  YOU SPECIFY THE MINIMUM, THE MAXIMUM AND THE NUMBER OF INTERVALS.
3  YOU WISH TO EXAMINE THE STATISTICAL VALUES BEFORE DECIDING.
KEY IN THE NUMBER CORRESPONDING TO YOUR CHOICE THEN KEY <RETURN>.
?
```

3

```
VARIABLE:                ZN
NO. OF OBSERVATIONS:      506
MINIMUM:                6.000
MAXIMUM:              656.000
MEAN:                 110.670
STD. DEVIATION:        85.187
SKEWNESS:               2.961
KURTOSIS:              13.489
COEF.  OF VAR.:        76.974

HOW DO YOU WISH TO SPECIFY THE HISTOGRAM INTERVALS ?
1  YOU SPECIFY THE MINIMUM VALUE AND THE WIDTH OF EACH INTERVAL.
2  YOU SPECIFY THE MINIMUM, THE MAXIMUM AND THE NUMBER OF INTERVALS.
3  YOU WISH TO EXAMINE THE STATISTICAL VALUES BEFORE DECIDING.
KEY IN THE NUMBER CORRESPONDING TO YOUR CHOICE THEN KEY <RETURN>.
?
```

3

```
VARIABLE:                ZN
NO. OF OBSERVATIONS:      506
MINIMUM:                6.000
MAXIMUM:              656.000
MEAN:                 110.670
STD. DEVIATION:        85.187
SKEWNESS:               2.961
KURTOSIS:              13.489
COEF.  OF VAR.:        76.974

HOW DO YOU WISH TO SPECIFY THE HISTOGRAM INTERVALS ?
1  YOU SPECIFY THE MINIMUM VALUE AND THE WIDTH OF EACH INTERVAL.
2  YOU SPECIFY THE MINIMUM, THE MAXIMUM AND THE NUMBER OF INTERVALS.
3  YOU WISH TO EXAMINE THE STATISTICAL VALUES BEFORE DECIDING.
KEY IN THE NUMBER CORRESPONDING TO YOUR CHOICE THEN KEY <RETURN>.
```

3

VARIABLE: AG

NO. OF OBSERVATIONS: 506
MINIMUM: 0.000
MAXIMUM: 5.000
MEAN: 0.504
STD. DEVIATION: 0.571
SKEWNESS: 1.292
KURTOSIS: 6.475
COEF. OF VAR.: 113.250

HOW DO YOU WISH TO SPECIFY THE HISTOGRAM INTERVALS ?

1 YOU SPECIFY THE MINIMUM VALUE AND THE WIDTH OF EACH INTERVAL.
2 YOU SPECIFY THE MINIMUM, THE MAXIMUM AND THE NUMBER OF INTERVALS.
3 YOU WISH TO EXAMINE THE STATISTICAL VALUES BEFORE DECIDING.

KEY IN THE NUMBER CORRESPONDING TO YOUR CHOICE THEN KEY <RETURN>.

?

****

WE WILL NOW MAKE ANOTHER PASS THROUGH THE DATA.

THE SAME TRANSFORMATIONS AND SELECTIONS AS LAST RUN WILL BE USED IN THIS RUN.
3

VARIABLE: CD

NO. OF OBSERVATIONS: 506
MINIMUM: 0.000
MAXIMUM: 3.000
MEAN: 0.022
STD. DEVIATION: 0.203
SKEWNESS: 10.821
KURTOSIS: 129.103
COEF. OF VAR.: 932.685

HOW DO YOU WISH TO SPECIFY THE HISTOGRAM INTERVALS ?

1 YOU SPECIFY THE MINIMUM VALUE AND THE WIDTH OF EACH INTERVAL.
2 YOU SPECIFY THE MINIMUM, THE MAXIMUM AND THE NUMBER OF INTERVALS.
3 YOU WISH TO EXAMINE THE STATISTICAL VALUES BEFORE DECIDING.

KEY IN THE NUMBER CORRESPONDING TO YOUR CHOICE THEN KEY <RETURN>.

?

****

WE WILL NOW MAKE ANOTHER PASS THROUGH THE DATA.

THE SAME TRANSFORMATIONS AND SELECTIONS AS LAST RUN WILL BE USED IN THIS RUN.
3

mean =
$m + \sigma = 50$
$m + 2\sigma = 75$
$m + 3\sigma = 125$

VARIABLE: CU

NO. OF OBSERVATIONS: 506
MINIMUM: 8.000
MAXIMUM: 521.000

iPL
INTERNATIONAL PLASMA LABORATORY LTD.

2036 Columbia Street
Vancouver,
Canada V5Y 3E1
Phone (604) 879-7878
Fax (604) 879-7898

REC. JUNE 18/92

iPL Report: 9200325 M Minnova Canada
Project: 675

In: Jun 09, 1992
Out: Jun 12, 1992

406 Soil

Certified BC Assayer David Chiu

Sample Name				Ag ppm	Ba ppm	Cd ppm	Cu ppm	Mn ppm	Pb ppm	Sn ppm	Zn ppm
65+00W	0+00	BL	S	1.0	354	<0.1	303	1181	43	<10	139
65+50W	0+00	BL	S	0.6	496	0.2	28	501	35	10	172
66+00W	0+00	BL	S	0.4	436	<0.1	44	447	14	11	131
66+50W	0+00	BL	S	0.4	498	0.1	37	525	27	11	155
67+00W	0+00	BL	S	0.4	549	<0.1	38	564	18	10	134
67+50W	0+00	BL	S	0.4	474	<0.1	30	567	21	<10	144
68+00W	0+00	BL	S	0.3	435	<0.1	30	676	20	11	98
68+50W	0+00	BL	S	<0.1	458	<0.1	25	410	14	<10	97
69+00W	0+00	BL	S	0.3	502	<0.1	33	343	19	<10	82
69+50W	0+00	BL	S	0.4	542	<0.1	30	397	14	<10	84
70+00W	0+00	BL	S	0.4	689	<0.1	34	954	23	11	111
70+50W	0+00	BL	S	0.4	512	<0.1	41	878	21	10	141
71+00W	0+00	BL	S	<0.1	514	<0.1	28	551	31	10	85
71+50W	0+00	BL	S	0.3	534	<0.1	60	381	25	<10	92
72+00W	0+00	BL	S	<0.1	497	<0.1	43	343	20	<10	66
72+50W	0+00	BL	S	0.2	536	<0.1	54	326	15	<10	80
73+00W	0+00	BL	S	0.2	464	<0.1	32	379	16	<10	82
73+50W	0+00	BL	S	0.4	358	<0.1	24	392	15	<10	102
74+00W	0+00	BL	S	0.5	486	<0.1	27	362	20	13	120
74+50W	0+00	BL	S	0.3	470	<0.1	31	416	18	12	74
75+00W	0+00	BL	S	0.1	408	<0.1	35	689	21	13	100
75+50W	0+00	BL	S	0.1	426	<0.1	28	479	21	14	89
76+00W	0+00	BL	S	0.6	373	0.4	75	1194	59	<10	126
76+50W	0+00	BL	S	0.5	433	<0.1	56	816	35	12	104
77+00W	0+00	BL	S	0.7	493	<0.1	33	518	35	12	142
77+50W	0+00	BL	S	0.5	527	<0.1	32	762	33	16	153
78+00W	0+00	BL	S	0.3	529	<0.1	28	468	24	15	204
78+50W	0+00	BL	S	0.8	680	<0.1	29	654	19	12	150
79+00W	0+00	BL	S	0.4	449	<0.1	31	444	15	10	136
79+50W	0+00	BL	S	0.1	623	<0.1	23	369	27	11	183
80+00W	0+00	BL	S	0.3	565	<0.1	20	375	20	12	126
80+50W	0+00	BL	S	0.3	685	<0.1	37	442	34	20	84
81+00W	0+00	BL	S	0.2	469	<0.1	38	519	16	14	97
81+50W	0+00	BL	S	3.0	531	<0.1	26	377	17	12	100
82+00W	0+00	BL	S	0.4	550	<0.1	39	502	18	12	86
82+50W	0+00	BL	S	0.2	428	<0.1	38	604	17	14	85
83+00W	0+00	BL	S	0.3	587	<0.1	57	704	17	12	104
83+50W	0+00	BL	S	0.4	655	<0.1	52	373	17	12	88
84+00W	0+00	BL	S	0.5	646	<0.1	24	352	17	<10	96
84+50W	0+00	BL	S	0.2	560	<0.1	20	412	19	11	109
85+00W	0+00	BL	S	<0.1	629	<0.1	25	336	17	13	102
85+50W	0+00	BL	S	0.6	482	<0.1	35	335	12	10	88
86+00W	0+00	BL	S	0.6	508	<0.1	21	450	26	11	187
86+50W	0+00	BL	S	0.2	481	<0.1	12	430	24	13	167
87+00W	0+00	BL	S	0.4	830	<0.1	21	1106	24	13	202
87+50W	0+00	BL	S	0.2	544	<0.1	37	770	17	14	145
88+00W	0+00	BL	S	0.2	793	<0.1	27	1529	21	12	160
88+50W	0+00	BL	S	0.3	436	<0.1	40	909	18	<10	303
89+00W	0+00	BL	S	<0.1	539	<0.1	32	473	17	<10	77
89+50W	0+00	BL	S	1.3	526	<0.1	45	773	18	<10	101
65+00W	0+50N		S	0.1	572	<0.1	35	864	18	10	132
65+00W	1+00N		S	0.3	488	<0.1	19	629	19	<10	114
65+00W	1+50N		S	0.5	547	<0.1	29	423	16	10	116
65+00W	2+00N		S	0.3	552	<0.1	22	789	15	10	147
65+00W	2+50N		S	0.5	482	<0.1	28	601	15	10	89
65+00W	3+00N		S	<0.1	471	<0.1	26	473	15	<10	102
65+00W	3+50N		S	0.2	577	<0.1	27	819	18	<10	139
65+00W	4+00N		S	0.5	492	<0.1	28	521	17	<10	119
65+00W	4+50N		S	0.7	477	<0.1	54	431	18	<10	98
65+00W	5+00N		S	0.1	643	<0.1	32	381	14	<10	95
65+00W	5+50N		S	0.4	542	<0.1	28	388	18	<10	122
65+00W	6+00N		S	0.8	739	<0.1	29	631	21	<10	109
65+00W	6+50N		S	0.3	629	<0.1	46	709	22	10	98
65+00W	7+00N		S	0.2	528	<0.1	51	428	26	<10	119
65+00W	7+50N		S	0.2	373	<0.1	38	629	13	<10	86
65+00W	8+00N		S	0.4	513	<0.1	35	635	10	10	119
65+00W	8+50N		S	0.3	479	<0.1	37	514	9	<10	138
65+00W	9+00N		S	<0.1	440	<0.1	35	487	13	<10	124
65+00W	9+50N		S	0.2	426	<0.1	26	655	14	<10	94
65+00W	10+00N		S	0.3	519	<0.1	31	652	13	<10	169
65+00W	0+50S		S	0.3	566	<0.1	42	670	16	11	181
65+00W	1+00S		S	0.6	568	<0.1	27	826	22	<10	119
65+00W	1+50S		S	0.5	556	<0.1	25	793	15	<10	132
65+00W	2+00S		S	0.7	501	<0.1	27	536	16	<10	113
65+00W	2+50S		S	0.1	493	<0.1	25	518	15	<10	157
65+00W	3+00S		S	0.7	544	<0.1	25	955	23	<10	150
65+00W	3+50S		S	0.2	567	<0.1	20	758	20	10	160
65+00W	4+00S		S	0.6	563	<0.1	26	658	23	<10	124
Min Limit				0.1	2	0.1	1	1	2	10	1
Max Reported*				99.9	9999	99.9	9999	9999	9999	999	9999
Method				ICP	ICP	ICP	ICP	ICP	ICP	ICP	ICP

JUN 17 1992

--=Not Analysed ins=Insufficient Sample **=Overlimit S=Soil R=Rock C=Core L=Silt P=Pulp U=Undefined * For Upper Limits Refer to your iPL Brochure

INTERNATIONAL PLASMA LABORATORY LTD.

2036 Columbia Street
Vancouver,
Canada V5Y 3E1
Phone (604) 879-7878
Fax (604) 879-7898

Sample Name			Ag ppm	Ba ppm	Cd ppm	Cu ppm	Mn ppm	Pb ppm	Sn ppm	Zn ppm
65+00W	4+50S	S	0.5	612	<0.1	24	573	26	<10	115
65+00W	5+00S	S	0.3	413	<0.1	62	626	20	<10	99
65+00W	5+50S	S	<0.1	296	<0.1	63	654	11	10	73
65+00W	6+00S	S	0.4	465	<0.1	26	325	22	<10	61
67+50W	0+50N	S	4.9	543	<0.1	56	328	19	10	126
67+50W	1+00N	S	0.3	596	<0.1	26	482	13	10	106
67+50W	1+50N	S	<0.1	494	<0.1	32	702	16	13	98
67+50W	2+00N	S	0.2	774	<0.1	42	632	16	10	114
67+50W	2+50N	S	0.1	443	<0.1	25	508	14	10	89
67+50W	3+00N	S	0.3	632	<0.1	38	1040	12	10	156
67+50W	3+50N	S	0.7	638	<0.1	26	1554	17	<10	179
67+50W	4+00N	S	0.2	643	<0.1	20	1252	22	<10	178
67+50W	4+50N	S	0.7	611	<0.1	76	1600	14	10	143
67+50W	5+00N	S	0.6	673	<0.1	28	1297	15	<10	162
67+50W	5+50N	S	0.7	603	<0.1	34	620	19	<10	132
67+50W	6+00N	S	0.3	571	<0.1	27	899	18	10	112
67+50W	6+50N	S	0.2	585	<0.1	26	849	19	10	128
67+50W	7+00N	S	0.1	467	<0.1	23	577	18	10	84
67+50W	7+50N	S	0.3	681	<0.1	29	778	21	10	80
67+50W	8+00N	S	0.3	624	<0.1	24	1044	20	<10	92
67+50W	8+50N	S	0.4	666	<0.1	20	1559	10	10	109
67+50W	9+00N	S	0.5	514	<0.1	68	531	10	<10	86
67+50W	9+50N	S	<0.1	642	<0.1	51	541	12	<10	72
67+50W	10+00N	S	0.2	486	<0.1	49	917	19	<10	93
67+50W	0+50S	S	0.5	465	<0.1	333	1276	17	<10	97
67+50W	1+00S	S	0.5	653	<0.1	76	379	25	11	93
67+50W	1+50S	S	0.1	663	<0.1	198	553	19	<10	138
67+50W	2+00S	S	0.4	528	<0.1	44	362	11	<10	80
67+50W	2+50S	S	0.5	545	<0.1	38	473	8	<10	97
67+50W	3+00S	S	0.6	583	<0.1	30	507	11	<10	138
67+50W	3+50S	S	0.1	543	<0.1	22	545	31	10	138
67+50W	4+00S	S	0.6	561	<0.1	26	726	26	<10	144
67+50W	4+50S	S	0.8	600	<0.1	26	758	18	<10	120
67+50W	5+00S	S	0.7	948	<0.1	31	1613	28	<10	238
67+50W	5+50S	S	0.3	464	<0.1	77	1170	39	<10	122
67+50W	6+00S	S	0.6	521	<0.1	32	654	24	<10	173
67+50W	6+50S	S	0.7	573	<0.1	32	366	9	<10	89
70+00W	0+50N	S	0.3	446	<0.1	59	771	12	10	96
70+00W	1+00N	S	0.3	750	<0.1	30	589	22	12	129
70+00W	1+50N	S	0.3	427	<0.1	43	498	14	11	85
70+00W	2+00N	S	<0.1	517	<0.1	24	565	14	10	71
70+00W	2+50N	S	0.4	633	<0.1	27	1311	20	11	126
70+00W	3+00N	S	0.5	620	<0.1	23	781	16	10	120
70+00W	3+50N	S	0.4	597	<0.1	33	882	15	10	92
70+00W	4+00N	S	<0.1	512	<0.1	26	586	21	<10	72
70+00W	4+50N	S	0.3	556	<0.1	20	527	22	10	74
70+00W	5+00N	S	0.7	583	<0.1	18	670	21	10	87
70+00W	5+50N	S	<0.1	642	<0.1	36	441	12	10	96
70+00W	6+00N	S	0.3	519	<0.1	22	553	12	13	94
70+00W	6+50N	S	0.2	601	<0.1	25	658	14	10	79 N/S
70+00W	7+50N	S	0.6	333	<0.1	19	474	20	<10	60
70+00W	8+00N	S	0.2	478	<0.1	24	1005	18	11	90
70+00W	8+50N	S	0.4	454	<0.1	50	510	19	10	86
70+00W	9+00N	S	0.3	508	<0.1	26	1505	12	<10	82
70+00W	9+50N	S	<0.1	244	<0.1	41	605	3	<10	62
70+00W	10+00N	S	0.4	519	<0.1	37	1073	8	12	75
70+00W	0+50S	S	<0.1	568	<0.1	71	764	14	11	85
70+00W	1+00S	S	0.1	621	<0.1	143	586	10	10	114
70+00W	1+50S	S	0.5	560	<0.1	24	539	18	11	100
70+00W	2+00S	S	0.5	746	<0.1	21	825	13	11	104
70+00W	2+50S	S	0.6	646	<0.1	157	2820	20	10	204
70+00W	3+00S	S	0.7	502	<0.1	36	458	10	<10	77
70+00W	3+50S	S	0.7	669	<0.1	40	554	11	<10	107
70+00W	4+00S	S	1.0	533	<0.1	29	399	18	<10	89
70+00W	4+50S	S	1.5	519	<0.1	60	565	19	<10	91
70+00W	5+00S	S	0.7	652	<0.1	47	604	16	<10	96
70+00W	5+50S	S	<0.1	438	<0.1	40	579	7	<10	80
70+00W	6+00S	S	0.5	528	<0.1	25	882	13	10	109
70+00W	6+50S	S	0.6	701	<0.1	30	451	13	<10	99
70+00W	7+00S	S	<0.1	476	<0.1	43	751	7	<10	133
70+00W	7+50S	S	0.8	469	<0.1	33	314	10	<10	124
72+50W	0+50N	S	2.1	659	<0.1	18	391	38	<10	69
72+50W	1+00N	S	0.3	563	<0.1	27	598	18	<10	96
72+50W	1+50N	S	<0.1	540	<0.1	21	1019	15	<10	86
72+50W	2+00N	S	0.3	572	<0.1	38	528	32	10	112
72+50W	2+50N	S	0.9	705	<0.1	24	637	39	10	201
72+50W	3+00N	S	0.6	793	<0.1	28	677	21	12	212
72+50W	3+50N	S	0.2	545	<0.1	23	895	14	11	137
Min Limit			0.1	2	0.1	1	1	2	10	1
Max Reported*			99.9	9999	99.9	9999	9999	9999	999	9999
Method			ICP	ICP	ICP	ICP	ICP	ICP	ICP	ICP

--=Not Analysed ins=Insufficient Sample **=Overlimit S=Soil R=Rock C=Core L=Silt P=Pulp U=Undefined * For Upper Limits Refer to your iPL Brochure

INTERNATIONAL PLASMA LABORATORY LTD.

2036 Colum' Street
Vancouver,
Canada V5Y 3E1
Phone (604) 879-7878
Fax (604) 879-7898

iPL Report: 9200325 M Minnova Canada
Project: 675

In: Jun 09, 1992
Out: Jun 12, 1992

406 Soil

Certified BC Assayer David Chiu

Sample Name			Ag ppm	Ba ppm	Cd ppm	Cu ppm	Mn ppm	Pb ppm	Sn ppm	Zn ppm
72+50W	4+00N	S	0.3	576	<0.1	33	460	7	<10	101
72+50W	4+50N	S	0.5	612	<0.1	21	345	17	11	119
72+50W	5+00N	S	0.6	578	<0.1	26	345	17	10	107
72+50W	5+50N	S	0.4	444	<0.1	20	458	8	12	147
72+50W	6+00N	S	0.2	414	<0.1	20	478	9	11	139
72+50W	6+50N	S	0.1	480	<0.1	28	425	11	10	110
72+50W	7+00N	S	0.4	411	<0.1	27	465	7	<10	65
72+50W	7+50N	S	<0.1	279	<0.1	23	583	7	10	43
72+50W	8+00N	S	<0.1	289	<0.1	23	743	9	<10	53
72+50W	8+50N	S	<0.1	604	<0.1	30	691	9	<10	79
72+50W	9+00N	S	0.2	500	<0.1	28	655	10	<10	83
72+50W	9+50N	S	0.2	411	<0.1	26	518	7	14	81
72+50W	10+00N	S	0.5	525	<0.1	17	489	11	<10	74
72+50W	0+50S	S	0.4	437	<0.1	25	364	10	<10	68
72+50W	1+00S	S	0.2	567	<0.1	26	473	15	16	88
72+50W	1+50S	S	<0.1	221	<0.1	24	629	4	10	58
72+50W	2+00S	S	0.5	556	<0.1	23	903	10	<10	82
72+50W	2+50S	S	0.7	652	<0.1	20	562	11	<10	92
72+50W	3+00S	S	0.4	630	<0.1	22	645	13	<10	91
72+50W	3+50S	S	0.8	548	<0.1	40	1085	12	11	138
72+50W	4+00S	S	0.2	621	<0.1	24	634	16	<10	139
72+50W	4+50S	S	0.4	489	<0.1	21	425	14	10	82
72+50W	5+00S	S	0.2	432	<0.1	22	413	11	<10	104
72+50W	5+50S	S	<0.1	527	<0.1	23	605	12	<10	90
72+50W	6+00S	S	0.2	499	<0.1	26	354	15	<10	78
72+50W	6+50S	S	0.2	382	<0.1	43	586	7	<10	96
72+50W	7+00S	S	0.2	536	<0.1	14	494	18	10	85
72+50W	7+50S	S	0.5	625	<0.1	23	384	15	<10	133
72+50W	8+00S	S	0.3	592	<0.1	104	576	19	11	93
75+00W	0+50N	S	0.6	539	<0.1	23	338	14	<10	73
75+00W	1+00N	S	0.6	513	<0.1	20	368	28	10	132
75+00W	1+50N	S	0.4	526	<0.1	18	347	33	14	125
75+00W	2+00N	S	0.3	496	<0.1	17	322	43	14	96
75+00W	2+50N	S	0.3	470	2.5	16	352	17	11	107
75+00W	3+00N	S	0.6	459	<0.1	15	384	18	11	158
75+00W	3+50N	S	0.3	636	<0.1	19	480	29	<10	116
75+00W	4+00N	S	0.7	513	<0.1	14	591	35	11	309
75+00W	4+50N	S	0.6	465	<0.1	14	297	19	13	114
75+00W	5+00N	S	0.2	493	<0.1	34	518	12	15	118
75+00W	5+50N	S	<0.1	323	<0.1	22	447	14	11	90
75+00W	6+00N	S	<0.1	244	<0.1	20	571	5	10	231
75+00W	6+50N	S	<0.1	487	<0.1	18	489	18	12	98
75+00W	7+00N	S	0.5	494	<0.1	17	538	24	10	92
75+00W	7+50N	S	0.4	412	<0.1	16	398	20	<10	59
75+00W	8+00N	S	0.5	385	<0.1	23	383	18	10	52
75+00W	0+50S	S	0.4	421	<0.1	33	818	29	12	99
75+00W	1+00S	S	0.6	494	<0.1	22	428	23	11	99
75+00W	1+50S	S	0.7	460	<0.1	22	409	17	<10	144
75+00W	2+00S	S	0.5	436	<0.1	13	362	20	10	73
75+00W	2+50S	S	0.4	440	<0.1	20	332	20	12	67
75+00W	3+00S	S	0.1	430	<0.1	18	308	13	<10	76
75+00W	3+50S	S	0.5	495	<0.1	23	374	17	11	65
75+00W	4+00S	S	0.3	417	<0.1	20	369	15	<10	63
75+00W	4+50S	S	0.3	505	<0.1	16	659	24	<10	66
75+00W	5+00S	S	0.4	492	<0.1	15	364	21	<10	58
75+00W	5+50S	S	0.4	601	<0.1	16	244	15	<10	49
75+00W	6+00S	S	0.4	557	<0.1	21	375	15	<10	89
75+00W	6+50S	S	0.2	600	<0.1	19	362	19	<10	64
75+00W	7+00S	S	0.4	539	<0.1	31	542	19	12	79
75+00W	7+50S	S	0.7	528	<0.1	22	1175	20	10	75
75+00W	8+00S	S	0.5	532	<0.1	26	475	20	14	78
75+00W	8+50S	S	0.3	531	<0.1	20	413	20	<10	89
77+50W	0+50N	S	0.2	539	<0.1	25	695	47	16	123
77+50W	1+00N	S	0.4	423	<0.1	19	477	49	16	81
77+50W	1+50N	S	0.3	390	0.1	23	593	38	16	80
77+50W	2+00N	S	0.4	417	<0.1	16	496	32	17	63
77+50W	2+50N	S	0.5	405	<0.1	20	571	33	19	62
77+50W	3+00N	S	0.5	472	<0.1	20	400	34	16	70
77+50W	3+50N	S	0.5	451	0.1	26	532	40	14	87
77+50W	4+00N	S	0.4	447	<0.1	33	490	49	14	110
77+50W	4+50N	S	0.9	528	<0.1	26	446	22	13	188
77+50W	5+00N	S	0.5	507	<0.1	23	454	25	16	129
77+50W	5+50N	S	0.3	583	<0.1	24	601	29	11	125
77+50W	6+00N	S	0.2	600	<0.1	26	258	27	24	70
77+50W	6+50N	S	<0.1	609	<0.1	23	293	37	11	104
77+50W	7+00N	S	0.9	607	<0.1	17	798	21	<10	118
77+50W	7+50N	S	0.2	532	<0.1	16	355	13	<10	60
77+50W	8+00N	S	0.2	402	<0.1	13	310	13	<10	34
Min Limit			0.1	2	0.1	1	1	2	10	1
Max Reported*			99.9	9999	99.9	9999	9999	9999	999	9999
Method			ICP	ICP	ICP	ICP	ICP	ICP	ICP	ICP

--=Not Analysed ins=Insufficient Sample **=Overlimit S=Soil R=Rock C=Core L=Silt P=Pulp U=Undefined * For Upper Limits Refer to your iPL Brochure

INTERNATIONAL PLASMA LABORATORY LTD.

2036 Columbia Street
Vancouver,
Canada V5Y 3E1
Phone (604) 879-7878
Fax (604) 879-7898

iPL Report: 9200325 M Minnova Canada
Project: 675

In: Jun 09, 1992
Out: Jun 12, 1992

406 Soil

Certified BC Assayer David Chiu

Sample Name			Ag ppm	Ba ppm	Cd ppm	Cu ppm	Mn ppm	Pb ppm	Sn ppm	Zn ppm
77+50W	8+50N	S	<0.1	476	<0.1	17	362	11	<10	69
77+50W	9+00N	S	0.7	523	<0.1	22	418	10	<10	149
77+50W	9+50N	S	0.3	603	<0.1	34	711	21	11	126
77+50W	10+00N	S	0.3	520	<0.1	31	788	19	11	144
77+50W	0+50S	S	0.7	532	<0.1	27	391	27	15	101
77+50W	1+00S	S	0.9	494	<0.1	35	515	21	12	86
77+50W	1+50S	S	0.4	422	<0.1	31	823	18	11	83
77+50W	2+00S	S	0.3	447	<0.1	34	849	19	10	69
77+50W	2+50S	S	0.4	457	<0.1	21	469	16	<10	92
77+50W	3+00S	S	0.6	482	<0.1	23	335	13	11	64
77+50W	3+50S	S	0.5	461	<0.1	25	302	16	10	63
77+50W	4+00S	S	0.2	504	<0.1	28	355	11	10	74
77+50W	4+50S	S	0.4	477	<0.1	29	329	12	<10	84
77+50W	5+00S	S	0.6	483	<0.1	24	381	17	<10	99
77+50W	5+50S	S	0.6	533	<0.1	23	440	14	10	77
77+50W	6+00S	S	0.2	441	<0.1	28	333	18	<10	57
77+50W	6+50S	S	0.5	477	<0.1	43	347	13	<10	52
77+50W	7+00S	S	0.4	500	<0.1	32	436	17	10	92
77+50W	7+50S	S	0.6	557	<0.1	23	570	13	10	87
80+00W	0+50N	S	1.0	646	<0.1	18	695	31	11	180
80+00W	1+00N	S	0.9	456	<0.1	20	397	32	13	214
80+00W	1+50N	S	2.3	566	<0.1	18	351	139	19	180
80+00W	2+00N	S	0.9	467	<0.1	18	449	33	11	148
80+00W	2+50N	S	0.2	474	<0.1	21	445	25	15	148
80+00W	3+00N	S	0.5	513	<0.1	19	425	32	22	96
80+00W	3+50N	S	0.7	574	<0.1	12	431	30	27	97
80+00W	4+00N	S	0.6	459	<0.1	18	469	26	35	79
80+00W	4+50N	S	0.8	518	<0.1	25	377	30	17	115
80+00W	5+00N	S	0.5	408	0.2	35	555	32	16	101
80+00W	5+50N	S	0.3	523	<0.1	43	328	34	15	68
80+00W	6+00N	S	0.7	500	<0.1	18	387	23	14	107
80+00W	6+50N	S	0.3	518	0.4	25	773	50	12	124
80+00W	7+00N	S	0.5	484	<0.1	46	743	43	14	194
80+00W	7+50N	S	0.6	634	<0.1	20	422	24	11	102
80+00W	0+50S	S	0.7	516	<0.1	27	369	18	10	90
80+00W	1+00S	S	0.7	524	<0.1	33	409	15	<10	90
80+00W	1+50S	S	0.5	349	<0.1	39	515	12	10	60
80+00W	2+00S	S	0.5	496	<0.1	30	335	16	<10	70
80+00W	2+50S	S	0.3	435	<0.1	26	278	13	10	57
80+00W	3+00S	S	1.0	497	<0.1	24	331	18	12	77
80+00W	3+50S	S	0.8	462	<0.1	56	452	18	12	102
80+00W	4+00S	S	0.7	531	<0.1	61	529	18	<10	93
80+00W	4+50S	S	0.4	592	<0.1	22	418	17	11	67
80+00W	5+00S	S	0.4	509	<0.1	20	391	17	11	70
80+00W	5+50S	S	0.5	530	<0.1	26	460	18	11	88
80+00W	6+00S	S	0.6	526	<0.1	19	448	60	<10	78
80+00W	6+50S	S	0.4	607	<0.1	21	643	19	10	93
80+00W	7+00S	S	0.3	572	<0.1	28	643	19	<10	83
80+00W	7+50S	S	0.5	811	<0.1	33	713	17	<10	88
82+50W	0+50N	S	<0.1	438	<0.1	28	477	13	15	78
82+50W	1+00N	S	0.4	510	<0.1	24	536	23	14	196
82+50W	1+50N	S	0.3	382	<0.1	33	608	183	19	656
82+50W	2+00N	S	1.9	595	0.4	18	454	37	13	192
82+50W	2+50N	S	1.0	548	<0.1	16	442	37	20	179
82+50W	3+00N	S	1.4	541	0.7	16	400	30	16	334
82+50W	3+50N	S	1.6	597	<0.1	30	503	32	20	146
82+50W	4+00N	S	1.0	595	<0.1	26	602	42	24	159
82+50W	4+50N	S	0.5	548	<0.1	19	388	35	25	133
82+50W	5+00N	S	0.7	551	<0.1	20	457	34	15	177
82+50W	5+50N	S	1.2	534	<0.1	12	277	42	15	113
82+50W	6+00N	S	<0.1	564	<0.1	13	303	39	17	116
82+50W	6+50N	S	0.5	462	0.1	42	474	51	21	165
82+50W	7+00N	S	0.6	400	0.2	29	514	48	16	141
82+50W	7+50N	S	0.2	440	<0.1	29	478	36	14	112
82+50W	0+50S	S	0.1	467	<0.1	49	398	10	12	65
82+50W	1+00S	S	0.5	593	<0.1	44	513	13	10	115
82+50W	1+50S	S	0.6	569	<0.1	25	367	11	12	112
82+50W	2+00S	S	0.6	575	<0.1	31	425	17	<10	121
82+50W	2+50S	S	0.5	496	<0.1	30	502	10	<10	104
82+50W	3+00S	S	0.7	390	<0.1	32	597	7	<10	112
82+50W	3+50S	S	0.2	542	<0.1	29	396	9	11	72
82+50W	4+00S	S	1.3	534	<0.1	27	365	14	12	69
82+50W	4+50S	S	1.0	533	<0.1	29	524	17	<10	107
82+50W	5+00S	S	0.4	565	<0.1	32	565	16	12	129
82+50W	5+50S	S	0.7	430	<0.1	59	710	12	10	106
82+50W	6+00S	S	0.4	488	<0.1	46	1832	18	10	126
82+50W	6+50S	S	0.5	544	<0.1	36	1050	19	10	113
82+50W	7+00S	S	0.6	552	<0.1	33	562	18	11	116
Min Limit			0.1	2	0.1	1	1	2	10	1
Max Reported*			99.9	9999	99.9	9999	9999	9999	999	9999
Method			ICP	ICP	ICP	ICP	ICP	ICP	ICP	ICP

--=Not Analysed ins=Insufficient Sample **=Overlimit S=Soil R=Rock C=Core L=Silt P=Pulp U=Undefined * For Upper Limits Refer to your iPL Brochure

INTERNATIONAL PLASMA LABORATORY LTD.

2036 Columbia Street
Vancouver,
Canada V5Y 3E1
Phone (604) 879-7878
Fax (604) 879-7898

iPL Report: 9200325 M Minnova Canada
Project: 675

In: Jun 09, 1992
Out: Jun 12, 1992

406 Soil

Certified BC Assayer David Chiu

Sample Name			Ag ppm	Ba ppm	Cd ppm	Cu ppm	Mn ppm	Pb ppm	Sn ppm	Zn ppm
82+50W	7+50S	S	0.4	427	<0.1	45	473	18	10	83
85+00W	0+50N	S	0.4	477	<0.1	16	376	22	16	123
85+00W	1+00N	S	0.4	518	<0.1	17	915	16	24	136
85+00W	1+50N	S	0.4	491	0.2	19	450	15	18	166
85+00W	2+00N	S	0.1	444	<0.1	24	505	24	20	120
85+00W	2+50N	S	1.4	679	0.4	15	262	251	52	226
85+00W	3+00N	S	1.8	563	1.5	20	444	50	13	465
85+00W	3+50N	S	0.5	554	<0.1	25	379	141	11	543
85+00W	4+00N	S	0.8	637	0.6	13	508	47	12	591
85+00W	4+50N	S	1.2	582	0.2	17	320	51	14	525
85+00W	5+00N	S	0.5	598	<0.1	20	377	50	13	152
85+00W	5+50N	S	0.4	603	<0.1	20	375	52	13	122
85+00W	6+00N	S	0.7	612	<0.1	18	305	24	15	108
85+00W	6+50N	S	0.3	518	<0.1	14	297	26	12	98
85+00W	7+00N	S	0.3	543	<0.1	19	448	29	16	124
85+00W	7+50N	S	<0.1	497	<0.1	11	440	18	13	82
85+00W	0+50S	S	0.5	460	<0.1	17	513	27	14	118
85+00W	1+00S	S	0.7	476	<0.1	19	330	16	10	108
85+00W	1+50S	S	0.6	453	<0.1	20	531	20	18	132
85+00W	2+00S	S	0.6	492	<0.1	38	498	20	<10	109
85+00W	2+50S	S	0.3	557	<0.1	23	494	21	10	77
85+00W	3+00S	S	0.6	565	<0.1	28	700	23	<10	92
85+00W	3+50S	S	0.6	525	<0.1	35	607	22	13	103
85+00W	4+00S	S	0.8	625	<0.1	40	452	20	<10	100
85+00W	4+50S	S	0.4	350	<0.1	50	342	17	10	69
85+00W	5+00S	S	0.4	466	<0.1	33	881	21	14	117
85+00W	5+50S	S	0.8	558	<0.1	21	676	18	<10	118
85+00W	6+00S	S	0.2	468	<0.1	30	477	19	<10	74
85+00W	6+50S	S	0.3	505	<0.1	24	1362	20	<10	120
85+00W	7+00S	S	0.1	484	<0.1	39	593	23	11	93
85+00W	7+50S	S	0.4	382	<0.1	65	928	17	12	120
87+50W	0+50N	S	0.5	506	<0.1	23	751	18	18	195
87+50W	1+00N	S	0.3	590	<0.1	31	911	29	30	155
87+50W	1+50N	S	0.7	669	<0.1	22	414	29	15	121
87+50W	2+00N	S	0.6	675	<0.1	25	346	47	44	197
87+50W	2+50N	S	0.9	541	<0.1	37	466	60	11	255
87+50W	3+00N	S	1.2	525	0.3	33	484	273	15	474
87+50W	3+50N	S	0.5	573	2.4	21	1067	79	10	337
87+50W	4+00N	S	0.2	627	<0.1	15	364	70	14	108
87+50W	4+50N	S	0.4	448	<0.1	13	446	29	10	95
87+50W	5+00N	S	0.4	489	0.3	23	423	39	11	272
87+50W	5+50N	S	0.1	549	<0.1	16	384	32	11	125
87+50W	6+00N	S	0.4	476	<0.1	18	323	29	10	195
87+50W	6+50N	S	0.3	520	<0.1	16	453	25	<10	123
87+50W	7+00N	S	0.2	532	<0.1	11	406	24	14	103
87+50W	7+50N	S	0.6	476	<0.1	12	372	17	19	58
87+50W	0+50S	S	0.2	513	<0.1	34	1186	27	15	202
87+50W	1+00S	S	0.6	497	<0.1	32	517	23	<10	113
87+50W	1+50S	S	0.4	471	<0.1	47	459	23	<10	94
87+50W	3+50S	S	0.6	549	<0.1	34	546	23	<10	107
87+50W	4+00S	S	0.6	535	<0.1	31	430	23	10	101
87+50W	4+50S	S	0.9	562	<0.1	41	749	24	11	147
87+50W	5+00S	S	0.3	528	<0.1	25	674	18	10	102
87+50W	5+50S	S	0.4	488	<0.1	32	734	17	<10	93
87+50W	6+00S	S	0.4	526	<0.1	44	514	20	10	77
87+50W	6+50S	S	<0.1	394	<0.1	100	558	17	<10	64
87+50W	7+00S	S	0.6	553	<0.1	37	901	17	10	89
87+50W	7+50S	S	0.2	453	<0.1	31	535	16	<10	65
90+00W	0+50S	S	0.4	341	<0.1	40	669	17	<10	85
90+00W	1+00S	S	0.1	323	<0.1	47	586	19	<10	100
90+00W	1+50S	S	0.1	447	<0.1	36	402	20	<10	140
90+00W	2+00S	S	0.5	408	0.1	39	558	19	<10	175
90+00W	2+50S	S	0.3	446	<0.1	41	537	21	<10	79
90+00W	3+00S	S	0.5	443	<0.1	36	752	21	<10	96
90+00W	3+50S	S	0.4	356	<0.1	83	702	19	<10	87
90+00W	4+00S	S	0.9	539	<0.1	43	442	23	11	103
90+00W	4+50S	S	0.9	527	<0.1	22	616	21	12	136
90+00W	5+00S	S	0.3	411	<0.1	55	925	21	<10	88
90+00W	5+50S	S	0.8	485	<0.1	40	763	24	<10	105
90+00W	6+00S	S	<0.1	456	<0.1	21	608	14	11	70
90+00W	6+50S	S	1.2	505	<0.1	29	1308	21	<10	89
90+00W	7+00S	S	0.3	427	<0.1	69	665	20	<10	84
90+00W	7+50S	S	0.7	508	<0.1	36	924	22	11	91
92+50W	0+50N	S	0.5	510	<0.1	24	372	21	11	156
92+50W	1+00N	S	0.2	490	<0.1	12	335	22	10	67
92+50W	1+50N	S	0.6	539	<0.1	18	414	27	14	126
92+50W	2+00N	S	0.4	538	<0.1	21	386	36	13	144
92+50W	2+50N	S	0.3	554	<0.1	25	421	48	13	140
Min Limit			0.1	2	0.1	1	1	2	10	1
Max Reported*			99.9	9999	99.9	9999	9999	9999	999	9999
Method			ICP	ICP	ICP	ICP	ICP	ICP	ICP	ICP

--=Not Analysed ins=Insufficient Sample **=Overlimit S=Soil R=Rock C=Core L=Silt P=Pulp U=Undefined * For Upper Limits Refer to your iPL Brochure

INTERNATIONAL PLASMA LABORATORY LTD.

2036 Columbia Street
Vancouver,
Canada V5Y 3E1
Phone (604) 879-7878
Fax (604) 879-7898

iPL Report: 9200325 M Minnova Canada In: Jun 09, 1992 Section 1 of 1
Project: 675 Out: Jun 12, 1992 406 Soil Certified BC Assayer David Chiu

Sample Name			Ag ppm	Ba ppm	Cd ppm	Cu ppm	Mn ppm	Pb ppm	Sn ppm	Zn ppm
92+50W	3+00N	S	0.3	467	<0.1	17	396	18	14	62
92+50W	3+50N	S	0.6	603	1.3	34	640	111	11	620
92+50W	4+00N	S	<0.1	495	<0.1	8	444	14	20	62
92+50W	4+50N	S	0.2	501	<0.1	12	442	21	21	59
92+50W	5+00N	S	<0.1	497	<0.1	13	423	17	17	59
92+50W	5+50N	S	0.3	544	<0.1	12	441	20	<10	64
92+50W	6+00N	S	0.4	503	<0.1	13	1030	21	13	107
92+50W	6+50N	S	0.6	446	<0.1	19	467	23	11	75
92+50W	7+00N	S	0.5	345	<0.1	13	439	27	11	47
92+50W	7+50N	S	<0.1	448	<0.1	12	424	20	13	48
95+00W	2+50S	S	0.4	472	<0.1	52	983	32	26	272
95+00W	3+00S	S	0.3	654	<0.1	30	713	19	11	185
97+50W	7+50S	S	0.3	468	0.1	44	2990	30	10	131
97+50W	6+00S	S	0.2	599	<0.1	53	814	21	10	96
97+50W	6+50S	S	0.2	455	0.2	55	1018	28	<10	116
97+50W	7+00S	S	1.0	444	<0.1	521	787	28	12	148

Sample Name	Ag ppm	Ba ppm	Cd ppm	Cu ppm	Mn ppm	Pb ppm	Sn ppm	Zn ppm
Min Limit	0.1	2	0.1	1	1	2	10	1
Max Reported*	99.9	9999	99.9	9999	9999	9999	999	9999
Method	ICP	ICP	ICP	ICP	ICP	ICP	ICP	ICP

--=Not Analysed ins=Insufficient Sample **=Overlimit S=Soil R=Rock C=Core L=Silt P=Pulp U=Undefined * For Upper Limits Refer to your iPL Brochure

INTERNATIONAL PLASMA LABORATORY LTD.

2036 Columbia Street
Vancouver,
Canada V5Y 3E1
Phone (604) 879-7878
Fax (604) 879-7898

iPL Report: 9200300 M Minnova Canada In: Jun 02, 1992 Section 1 of 1
Project: 675 Out: Jun 05, 1992 100 Soil Certified BC Assayer David Chiu

Sample Name			Ag ppm	Ba ppm	Cd ppm	Cu ppm	Mn ppm	Pb ppm	Sn ppm	Zn ppm
90+00W	0+50N	S	0.3	422	<0.1	33	487	11	21	118
90+00W	1+00N	S	0.6	427	<0.1	19	349	25	31	145
90+00W	1+50N	S	0.6	513	<0.1	32	502	20	27	199
90+00W	2+00N	S	0.8	579	<0.1	22	565	33	23	246
90+00W	2+50N	S	0.6	537	<0.1	20	553	38	15	375
90+00W	3+00N	S	0.7	539	0.1	23	493	57	12	366
90+00W	3+50N	S	0.5	585	<0.1	16	767	46	11	258
90+00W	4+00N	S	0.5	540	<0.1	23	486	16	<10	136
90+00W	4+50N	S	0.5	517	<0.1	14	399	16	<10	95
90+00W	5+00N	S	0.3	511	<0.1	17	460	18	<10	171
90+00W	5+50N	S	0.8	499	<0.1	15	561	17	<10	107
90+00W	6+00N	S	0.9	517	<0.1	49	490	35	<10	192
90+00W	6+50N	S	0.5	510	<0.1	49	572	33	12	241
90+00W	7+00N	S	0.2	688	<0.1	17	686	20	<10	123
90+00W	7+50N	S	0.5	641	<0.1	11	429	11	14	60
92+50W	0+50S	S	0.5	460	<0.1	26	650	34	10	147
92+50W	1+00S	S	0.4	448	<0.1	31	450	18	<10	158
92+50W	1+50S	S	0.7	487	<0.1	69	725	26	16	236
92+50W	2+00S	S	0.8	567	<0.1	34	386	40	<10	256
92+50W	2+50S	S	0.4	570	<0.1	39	407	15	<10	98
92+50W	3+00S	S	0.9	538	<0.1	37	455	20	<10	107
92+50W	3+50S	S	0.5	604	<0.1	27	793	18	<10	102
92+50W	4+00S	S	0.7	485	<0.1	45	672	12	<10	91
92+50W	4+50S	S	0.8	566	<0.1	40	705	17	<10	80
92+50W	5+00S	S	0.7	461	<0.1	62	552	14	<10	88
92+50W	6+00S	S	0.7	465	<0.1	41	848	15	<10	94
92+50W	6+50S	S	0.5	483	<0.1	87	668	20	<10	107
92+50W	7+00S	S	0.6	561	<0.1	40	1290	15	<10	210
92+50W	7+50S	S	0.7	518	<0.1	35	1061	13	<10	224
95+00W	0+50N	S	0.6	588	<0.1	13	320	20	21	108
95+00W	1+00N	S	0.5	489	<0.1	20	534	15	12	127
95+00W	1+50N	S	0.5	413	<0.1	13	494	13	13	98
95+00W	2+00N	S	0.3	500	<0.1	16	585	18	13	99
95+00W	2+50N	S	0.1	464	<0.1	15	558	15	14	95
95+00W	3+00N	S	0.1	437	<0.1	25	371	15	<10	78
95+00W	3+50N	S	0.2	524	<0.1	19	470	11	<10	107
95+00W	4+00N	S	0.4	541	<0.1	21	409	18	13	90
95+00W	4+50N	S	0.5	542	<0.1	22	539	17	<10	141
95+00W	5+00N	S	<0.1	456	<0.1	21	443	17	13	97
95+00W	5+50N	S	0.2	457	<0.1	25	493	15	13	120
95+00W	6+00N	S	0.3	486	<0.1	21	499	16	<10	146
95+00W	6+50N	S	0.4	453	<0.1	9	420	12	12	79
95+00W	7+00N	S	0.7	441	<0.1	28	658	25	12	83
95+00W	7+50N	S	0.2	527	<0.1	38	557	22	11	71
95+00W	0+50S	S	1.3	541	<0.1	46	1061	31	14	298
95+00W	1+00S	S	0.4	487	<0.1	29	1192	31	10	202
95+00W	1+50S	S	0.5	670	<0.1	59	2357	37	10	210
95+00W	2+00S	S	1.0	769	<0.1	26	721	21	<10	325
95+00W	2+50S	S	0.9	544	<0.1	55	928	25	27	310
95+00W	3+00S	S	0.7	654	<0.1	40	665	14	10	181
95+00W	3+50S	S	0.8	593	<0.1	32	1265	29	<10	295
95+00W	4+00S	S	0.6	571	<0.1	54	873	20	<10	87
95+00W	4+50S	S	0.6	621	<0.1	69	845	31	<10	97
95+00W	5+00S	S	0.3	527	<0.1	69	406	12	<10	76
95+00W	5+50S	S	0.6	565	<0.1	46	535	16	10	81
95+00W	6+00S	S	0.3	531	<0.1	59	1172	18	<10	116
95+00W	6+50S	S	0.6	653	<0.1	29	1390	21	<10	111
95+00W	7+00S	S	0.8	520	<0.1	59	935	16	<10	88
95+00W	7+50S	S	0.5	527	<0.1	42	795	20	<10	93
97+50W	0+50N	S	0.5	710	<0.1	60	2238	45	18	461
97+50W	1+50N	S	0.2	426	<0.1	12	502	13	10	60
97+50W	2+00N	S	1.0	535	<0.1	16	393	16	<10	119
97+50W	2+50N	S	0.5	393	<0.1	9	453	11	<10	58
97+50W	3+00N	S	0.7	431	<0.1	15	482	15	11	70
97+50W	3+50N	S	0.8	502	<0.1	34	651	23	11	148
97+50W	4+00N	S	0.3	545	<0.1	19	385	13	<10	109
97+50W	4+50N	S	0.5	604	<0.1	18	411	19	<10	132
97+50W	5+00N	S	0.5	527	<0.1	13	476	18	11	87
97+50W	5+50N	S	1.1	567	<0.1	39	414	20	<10	123
97+50W	6+00N	S	<0.1	531	<0.1	26	580	28	10	164
97+50W	6+50N	S	0.9	475	<0.1	14	464	24	11	148
97+50W	7+00N	S	0.3	574	<0.1	21	430	18	10	147
97+50W	7+50N	S	0.3	497	<0.1	12	434	16	<10	82
97+50W	0+50S	S	0.5	572	<0.1	54	1827	59	17	248
97+50W	1+00S	S	0.5	554	<0.1	30	824	64	16	647
97+50W	1+50S	S	0.2	539	<0.1	23	837	30	<10	117
97+50W	2+00S	S	0.7	491	<0.1	42	521	29	13	158
97+50W	2+50S	S	0.5	679	<0.1	33	851	26	11	182
Min Limit			0.1	2	0.1	1	1	2	10	1
Max Reported*			99.9	9999	99.9	9999	9999	9999	999	9999
Method			ICP	ICP	ICP	ICP	ICP	ICP	ICP	ICP

JUN 17 1992

--=Not Analysed ins=Insufficient Sample **=Overlimit S=Soil R=Rock C=Core L=Silt P=Pulp U=Undefined * For Upper Limits Refer to your iPL Brochure

INTERNATIONAL PLASMA LABORATORY LTD.

2036 Colum' Street
Vancouver,
Canada V5Y 3E1
Phone (604) 879-7878
Fax (604) 879-7898

iPL Report: 9200300 M Minnova Canada
Project: 675

In: Jun 02, 1992
Out: Jun 05, 1992

100 Soil

Certified BC Assayer David Chiu

Sample Name				Ag ppm	Ba ppm	Cd ppm	Cu ppm	Mn ppm	Pb ppm	Sn ppm	Zn ppm
97+50W	3+00S		S	0.6	638	<0.1	47	519	21	14	230
97+50W	3+50S		S	0.7	627	<0.1	24	692	25	<10	189
90+00W	0+00	BL	S	0.4	492	<0.1	21	461	14	<10	76
90+50W	0+00	BL	S	0.3	360	<0.1	45	543	11	<10	75
91+00W	0+00	BL	S	1.0	411	<0.1	16	428	17	<10	113
91+50W	0+00	BL	S	0.7	483	<0.1	25	420	14	<10	93
92+00W	0+00	BL	S	1.2	377	<0.1	17	770	161	38	83
92+50W	0+00	BL	S	0.4	502	<0.1	34	370	22	11	163
93+00W	0+00	BL	S	0.8	523	0.5	35	1524	23	11	261
93+50W	0+00	BL	S	0.7	626	<0.1	45	742	17	13	152
94+00W	0+00	BL	S	0.7	605	<0.1	30	566	43	18	233
94+50W	0+00	BL	S	0.7	592	<0.1	29	646	36	33	204
95+00W	0+00	BL	S	0.3	595	<0.1	18	372	20	20	158
95+50W	0+00	BL	S	1.1	582	<0.1	56	716	65	21	313
96+00W	0+00	BL	S	0.6	510	<0.1	33	823	37	22	247
96+50W	0+00	BL	S	1.0	528	<0.1	54	1460	49	23	390
97+00W	0+00	BL	S	0.4	499	<0.1	45	1502	51	16	347
97+50W	0+00	BL	S	0.4	707	<0.1	28	1610	36	15	478
98+00W	0+00	BL	S	0.8	657	<0.1	57	1950	60	14	415
98+50W	0+00	BL	S	0.7	697	<0.1	29	1042	39	12	530
99+00W	0+00	BL	S	0.5	437	<0.1	20	464	18	<10	110
99+50W	0+00	BL	S	0.5	584	<0.1	26	590	23	10	270

Sample Name	Ag ppm	Ba ppm	Cd ppm	Cu ppm	Mn ppm	Pb ppm	Sn ppm	Zn ppm
Min Limit	0.1	2	0.1	1	1	2	10	1
Max Reported*	99.9	9999	99.9	9999	9999	9999	999	9999
Method	ICP	ICP	ICP	ICP	ICP	ICP	ICP	ICP

Sample Name	Ag ppm	Ba ppm	Cd ppm	Cu ppm	Mn ppm	Pb ppm	Sn ppm	Zn ppm
Min Limit	0.1	2	0.1	1	1	2	10	1
Max Reported*	99.9	9999	99.9	9999	9999	9999	999	9999
Method	ICP	ICP	ICP	ICP	ICP	ICP	ICP	ICP

--=Not Analysed ins=Insufficient Sample **=Overlimit S=Soil R=Rock C=Core L=Silt P=Pulp U=Undefined * For Upper Limits Refer to your iPL Brochure

INTERNATIONAL PLASMA LABORATORY LTD.

2036 Columbia Street
Vancouver,
Canada V5Y 3E1
Phone (604) 879-7878
Fax (604) 879-7898

iPL Report: 9200301 M Minnova Canada
Project: 675

In: Jun 02, 1992
Out: Jun 05, 1992 15 Soil

 Section 1 of 1

Certified BC Assayer David Chiu

Sample Name				Ba ppm	Sample Name	Ba ppm	Sample Name	Ba ppm	Sample Name	Ba ppm
90+00W	0+50N		S	437						
90+00W	5+00N		S	558						
92+50W	2+50S		S	580						
92+50W	7+50S		S	540						
95+00W	5+00N		S	471						
95+00W	5+50N		S	456						
95+00W	2+50S		S	495						
95+00W	7+50S		S	516						
97+50W	5+00N		S	516						
97+50W	2+50S		S	684						
97+50W	3+00S		S	659						
91+00W	0+00	BL	S	443						
93+50W	0+00	BL	S	653						
96+00W	0+00	BL	S	608						
98+50W	0+00	BL	S	745						
Min Limit				2		2		2		2
Max Reported*				10000		10000		10000		10000
Method				WhRICP		WhRICP		WhRICP		WhRICP

JUN 17 1992

--=Not Analysed ins=Insufficient Sample **=Overlimit S=Soil R=Rock C=Core L=Silt P=Pulp U=Undefined * For Upper Limits Refer to your iPL Brochure

iPL

INTERNATIONAL PLASMA LABORATORY LTD.

2036 Columbia Street
Vancouver, B.C.
Canada V5Y 3E1
Phone (604) 879-7878
Fax (604) 879-7898

iPL Report: 9200300 M Minnova Canada
Project: 675

In: Jun 02, 1992
Out: Jun 05, 1992

100 Soil

Certified BC Assayer David Chiu

Sample Name				Ag ppm	Ba ppm	Cd ppm	Cu ppm	Mn ppm	Pb ppm	Sn ppm	Zn ppm
97+50W	3+00S		S	0.6	638	<0.1	47	519	21	14	230
97+50W	3+50S		S	0.7	627	<0.1	24	692	25	<10	189
90+00W	0+00	BL	S	0.4	492	<0.1	21	461	14	<10	76
90+50W	0+00	BL	S	0.3	360	<0.1	45	543	11	<10	75
91+00W	0+00	BL	S	1.0	411	<0.1	16	428	17	<10	113
91+50W	0+00	BL	S	0.7	483	<0.1	25	420	14	<10	93
92+00W	0+00	BL	S	1.2	377	<0.1	17	770	161	38	83
92+50W	0+00	BL	S	0.4	502	<0.1	34	370	22	11	163
93+00W	0+00	BL	S	0.8	523	0.5	35	1524	23	11	261
93+50W	0+00	BL	S	0.7	626	<0.1	45	742	17	13	152
94+00W	0+00	BL	S	0.7	605	<0.1	30	566	43	18	233
94+50W	0+00	BL	S	0.7	592	<0.1	29	646	36	33	204
95+00W	0+00	BL	S	0.3	595	<0.1	18	372	20	20	158
95+50W	0+00	BL	S	1.1	582	<0.1	56	716	65	21	313
96+00W	0+00	BL	S	0.6	510	<0.1	33	823	37	22	247
96+50W	0+00	BL	S	1.0	528	<0.1	54	1460	49	23	390
97+00W	0+00	BL	S	0.4	499	<0.1	45	1502	51	16	347
97+50W	0+00	BL	S	0.4	707	<0.1	28	1610	36	15	478 ✓
98+00W	0+00	BL	S	0.8	657	<0.1	57	1950	60	14	415 ✓
98+50W	0+00	BL	S	0.7	697	<0.1	29	1042	39	12	530 ✓
99+00W	0+00	BL	S	0.5	437	<0.1	20	464	18	<10	110 ✓
99+50W	0+00	BL	S	0.5	584	<0.1	26	590	23	10	270 ✓

	Ag	Ba	Cd	Cu	Mn	Pb	Sn	Zn
Min Limit	0.1	2	0.1	1	1	2	10	1
Max Reported*	99.9	9999	99.9	9999	9999	9999	999	9999
Method	ICP	ICP	ICP	ICP	ICP	ICP	ICP	ICP

—=Not Analysed ins=Insufficient Sample **=Overlimit S=Soil R=Rock C=Core L=Silt P=Pulp U=Undefined * For Upper Limits Refer to your iPL Brochure

iPL
INTERNATIONAL PLASMA LABORATORY LTD.

2036 Columbia Street
Vancouver, B.C.
Canada V5Y 3E1
Phone (604) 879-7878
Fax (604) 879-7898

iPL Report: 9208300 M Minnova Canada — In: Jun 02, 1992 — Page 1 of 2 — Section 1 of 1
Project: 675 — Out: Jun 05, 1992 — 100 Soil — Certified BC Assayer David Chiu

Sample Name			Ag ppm	Ba ppm	Cd ppm	Cu ppm	Mn ppm	Pb ppm	Sn ppm	Zn ppm
90+00W	0+50N	S	0.3	422	<0.1	33	487	11	21	118
90+00W	1+00N	S	0.6	427	<0.1	19	349	25	31	145
90+00W	1+50N	S	0.6	513	<0.1	32	502	20	27	199
90+00W	2+00N	S	0.8	579	<0.1	22	565	33	23	246
90+00W	2+50N	S	0.6	537	<0.1	20	553	38	15	375
90+00W	3+00N	S	0.7	539	0.1	23	493	57	12	366
90+00W	3+50N	S	0.5	585	<0.1	16	767	46	11	258
90+00W	4+00N	S	0.5	540	<0.1	23	486	16	<10	136
90+00W	4+50N	S	0.5	517	<0.1	14	399	16	<10	95
90+00W	5+00N	S	0.3	511	<0.1	17	460	18	<10	171
90+00W	5+50N	S	0.8	499	<0.1	15	561	17	<10	107
90+00W	6+00N	S	0.9	517	<0.1	49	490	35	<10	192
90+00W	6+50N	S	0.5	510	<0.1	49	572	33	12	241
90+00W	7+00N	S	0.2	688	<0.1	17	606	20	<10	123
90+00W	7+50N	S	0.5	641	<0.1	11	429	11	14	60
92+50W	0+50S	S	0.5	460	<0.1	26	650	34	10	147
92+50W	1+00S	S	0.4	448	<0.1	31	450	18	<10	158
92+50W	1+50S	S	0.7	487	<0.1	69	725	26	16	236
92+50W	2+00S	S	0.8	567	<0.1	34	386	40	<10	256
92+50W	2+50S	S	0.4	570	<0.1	39	407	15	<10	98
92+50W	3+00S	S	0.9	538	<0.1	37	455	20	<10	107
92+50W	3+50S	S	0.5	604	<0.1	27	793	18	<10	102
92+50W	4+00S	S	0.7	485	<0.1	45	672	12	<10	91
92+50W	4+50S	S	0.8	566	<0.1	40	705	17	<10	80
92+50W	5+00S	S	0.7	461	<0.1	62	552	14	<10	88
	5+50S N/S									N/S
92+50W	6+00S	S	0.7	465	<0.1	41	848	15	<10	94
92+50W	6+50S	S	0.5	483	<0.1	87	668	20	<10	107
92+50W	7+00S	S	0.6	561	<0.1	40	1290	15	<10	210
92+50W	7+50S	S	0.7	518	<0.1	35	1061	13	<10	224
95+00W	0+50N	S	0.6	588	<0.1	13	320	20	21	108
95+00W	1+00N	S	0.5	489	<0.1	20	534	15	12	127
95+00W	1+50N	S	0.5	413	<0.1	13	494	13	13	98
95+00W	2+00N	S	0.3	500	<0.1	16	685	18	13	99
95+00W	2+50N	S	0.1	464	<0.1	15	558	15	14	95
95+00W	3+00N	S	0.1	437	<0.1	25	371	15	<10	78
95+00W	3+50N	S	0.2	524	<0.1	19	470	11	<10	107
95+00W	4+00N	S	0.4	541	<0.1	21	409	18	13	90
95+00W	4+50N	S	0.5	542	<0.1	22	539	17	<10	141
95+00W	5+00N	S	<0.1	456	<0.1	21	443	17	13	97
95+00W	5+50N	S	0.2	457	<0.1	25	493	15	13	120
95+00W	6+00N	S	0.3	486	<0.1	21	499	16	<10	146
95+00W	6+50N	S	0.4	453	<0.1	9	420	12	12	79
95+00W	7+00N	S	0.7	441	<0.1	28	658	25	12	83
95+00W	7+50N	S	0.2	527	<0.1	38	557	22	11	71
95+00W	0+50S	S	1.3	541	<0.1	46	1061	31	14	298
95+00W	1+00S	S	0.4	487	<0.1	29	1192	31	10	202
95+00W	1+50S	S	0.5	670	<0.1	59	2357	37	10	210
95+00W	2+00S	S	1.0	769	<0.1	26	721	21	<10	325
95+00W	2+50S	S	0.9	544	<0.1	55	928	25	27	310
95+00W	3+00S	S	0.7	654	<0.1	40	665	14	10	181
95+00W	3+50S	S	0.8	593	<0.1	32	1265	29	<10	295
95+00W	4+00S	S	0.6	571	<0.1	54	873	20	<10	87
95+00W	4+50S	S	0.6	621	<0.1	69	845	31	<10	97
95+00W	5+00S	S	0.3	527	<0.1	69	406	12	<10	76
95+00W	5+50S	S	0.6	565	<0.1	46	535	16	10	81
95+00W	6+00S	S	0.3	531	<0.1	59	1172	18	<10	116
95+00W	6+50S	S	0.6	653	<0.1	29	1390	21	<10	111
95+00W	7+00S	S	0.8	520	<0.1	59	936	16	<10	88
95+00W	7+50S	S	0.5	527	<0.1	42	795	20	<10	93
97+50W	0+50N	S	0.5	710	<0.1	60	2238	45	18	461 N/S
97+50W	1+50N	S	0.2	426	<0.1	12	502	13	10	60
97+50W	2+00N	S	1.0	535	<0.1	16	393	16	<10	119
97+50W	2+50N	S	0.5	393	<0.1	9	453	11	<10	58
97+50W	3+00N	S	0.7	431	<0.1	15	482	15	11	70
97+50W	3+50N	S	0.8	502	<0.1	34	651	23	11	148
97+50W	4+00N	S	0.3	545	<0.1	19	385	13	<10	109
97+50W	4+50N	S	0.5	604	<0.1	18	411	19	<10	132
97+50W	5+00N	S	0.5	527	<0.1	13	476	18	11	87
97+50W	5+50N	S	1.1	567	<0.1	39	414	20	<10	123
97+50W	6+00N	S	<0.1	531	<0.1	26	580	28	10	164
97+50W	6+50N	S	0.9	475	<0.1	14	464	24	11	148
97+50W	7+00N	S	0.3	574	<0.1	21	430	18	10	147
97+50W	7+50N	S	0.3	497	<0.1	12	434	16	<10	82
97+50W	0+50S	S	0.5	572	<0.1	54	1827	59	17	248
97+50W	1+00S	S	0.5	554	<0.1	30	824	64	16	647
97+50W	1+50S	S	0.2	539	<0.1	23	837	30	<10	117
97+50W	2+00S	S	0.7	491	<0.1	42	521	29	13	158
97+50W	2+50S	S	0.5	679	<0.1	33	851	26	11	182
Min Limit			0.1	2	0.1	1	1	2	10	1
Max Reported*			99.9	9999	99.9	9999	9999	9999	999	9999
Method			ICP	ICP	ICP	ICP	ICP	ICP	ICP	ICP

—=Not Analysed ins=Insufficient Sample **=Overlimit S=Soil R=Rock C=Core L=Silt P=Pulp U=Undefined * For Upper Limits Refer to your iPL Brochure

Jun. 5 '92 16:02 iPL INTL PLASMA LAB FAX 604-879-7898

iPL
INTERNATIONAL PLASMA LABORATORY LTD.

2036 Columbia Street
Vancouver, B.C.
Canada V5Y 3E1
Phone (604) 879-7878
Fax (604) 879-7898

iPL Report: 9200301 M Minnova Canada In: Jun 02, 1992 Page 1 of 1 Section 1 of 1
Project: 675 Out: Jun 05, 1992 15 Soil Certified BC Assayer David Chiu

Sample Name	Ba ppm	Sample Name	Ba ppm	Sample Name	Ba ppm	Sample Name	Ba ppm
90+00W 0+50N	437						
90+00N 5+00N	558						
92+50W 2+50S	580						
92+50W 7+50S	540						
95+00W 5+00N	471						
95+00W 5+50N	456						
95+00W 2+50S	495						
95+00W 7+50S	516						
97+50W 5+00N	516						
97+50W 2+50S	684						
97+50W 3+00S	659						
91+00W 0+00 BL	443						
93+50W 0+00 BL	653						
96+00W 0+00 BL	608						
98+50W 0+00 BL	745						
Min Limit	2		2		2		2
Max Reported*	10000		10000		10000		10000
Method	WhRICP		WhRICP		WhRICP		WhRICP

—=Not Analysed ins=Insufficient Sample **=Overlimit S=Soil R=Rock C=Core L=Silt P=Pulp U=Undefined * For Upper Limits Refer to your iPL Brochure

Tom Berger

REC JUN 17/92

iPL
INTERNATIONAL PLASMA LABORATORY LTD.

2036 Columbia Street
Vancouver, B.C.
Canada V5Y 3E1
Phone (604) 879-7878
Fax (604) 879-7898

iPL Report: 9200325 M Minnova Canada
Project: 675

In: Jun 09, 1992
Out: Jun 12, 1992
406 Soil

Certified BC Assayer David Chiu

Sample Name				Ag ppm	Ba ppm	Cd ppm	Cu ppm	Mn ppm	Pb ppm	Sn ppm	Zn ppm
65+00W	0+00	BL	S	1.0	354	<0.1	303	1181	43	<10	139
65+50W	0+00	BL	S	0.6	496	0.2	28	501	35	10	172
66+00W	0+00	BL	S	0.4	436	<0.1	44	447	14	11	131
66+50W	0+00	BL	S	0.4	498	0.1	37	525	27	11	155
67+00W	0+00	BL	S	0.4	549	<0.1	38	564	18	10	134
67+50W	0+00	BL	S	0.4	474	<0.1	30	567	21	<10	144
68+00W	0+00	BL	S	0.3	435	<0.1	30	676	20	11	98
68+50W	0+00	BL	S	<0.1	458	<0.1	25	410	14	<10	97
69+00W	0+00	BL	S	0.3	502	<0.1	33	343	19	<10	82
69+50W	0+00	BL	S	0.4	542	<0.1	30	397	14	<10	84
70+00W	0+00	BL	S	0.4	689	<0.1	34	954	23	11	111
70+50W	0+00	BL	S	0.4	512	<0.1	41	878	21	10	141
71+00W	0+00	BL	S	<0.1	514	<0.1	28	551	31	10	85
71+50W	0+00	BL	S	0.3	534	<0.1	60	381	25	<10	92
72+00W	0+00	BL	S	<0.1	497	<0.1	43	343	20	<10	66
72+50W	0+00	BL	S	0.2	536	<0.1	54	326	15	<10	80
73+00W	0+00	BL	S	0.2	464	<0.1	32	379	16	<10	82
73+50W	0+00	BL	S	0.4	358	<0.1	24	392	15	<10	102
74+00W	0+00	BL	S	0.5	486	<0.1	27	362	20	13	120
74+50W	0+00	BL	S	0.3	470	<0.1	31	416	18	12	74
75+00W	0+00	BL	S	0.1	408	<0.1	35	689	21	13	100
75+50W	0+00	BL	S	0.1	426	<0.1	28	479	21	14	89
76+00W	0+00	BL	S	0.6	373	0.4	75	1194	59	<10	126
76+50W	0+00	BL	S	0.5	433	<0.1	56	816	35	12	104
77+00W	0+00	BL	S	0.7	493	<0.1	33	518	35	12	142
77+50W	0+00	BL	S	0.5	527	<0.1	32	762	33	16	153
78+00W	0+00	BL	S	0.3	529	<0.1	28	468	24	15	204
78+50W	0+00	BL	S	0.8	680	<0.1	29	654	19	12	150
79+00W	0+00	BL	S	0.4	449	<0.1	31	444	15	10	136
79+50W	0+00	BL	S	0.1	623	<0.1	23	369	27	11	183
80+00W	0+00	BL	S	0.3	565	<0.1	20	375	20	12	126
80+50W	0+00	BL	S	0.3	685	<0.1	37	442	34	20	84
81+00W	0+00	BL	S	0.2	469	<0.1	38	519	16	14	97
81+50W	0+00	BL	S	3.0	531	<0.1	26	377	17	12	100
82+00W	0+00	BL	S	0.4	550	<0.1	39	502	18	12	86
82+50W	0+00	BL	S	0.2	428	<0.1	38	604	17	14	85
83+00W	0+00	BL	S	0.3	587	<0.1	57	704	17	12	104
83+50W	0+00	BL	S	0.4	655	<0.1	52	373	17	12	88
84+00W	0+00	BL	S	0.5	646	<0.1	24	352	17	<10	96
84+50W	0+00	BL	S	0.2	560	<0.1	20	412	19	11	109
85+00W	0+00	BL	S	<0.1	629	<0.1	25	336	17	13	102
85+50W	0+00	BL	S	0.6	482	<0.1	35	335	12	10	88
86+00W	0+00	BL	S	0.6	508	<0.1	21	450	26	11	187
86+50W	0+00	BL	S	0.2	481	<0.1	12	430	24	13	167
87+00W	0+00	BL	S	0.4	830	<0.1	21	1106	24	13	202
87+50W	0+00	BL	S	0.2	544	<0.1	37	770	17	14	145
88+00W	0+00	BL	S	0.2	793	<0.1	27	1529	21	12	160
88+50W	0+00	BL	S	0.3	436	<0.1	40	909	18	<10	303
89+00W	0+00	BL	S	<0.1	539	<0.1	32	473	17	<10	77
89+50W	0+00	BL	S	1.3	526	<0.1	45	773	18	<10	101
65+00W	0+50N		S	0.1	572	<0.1	35	864	18	10	132
65+00W	1+00N		S	0.3	488	<0.1	19	629	19	<10	114
65+00W	1+50N		S	0.5	547	<0.1	29	423	16	10	116
65+00W	2+00N		S	0.3	552	<0.1	22	789	15	10	147
65+00W	2+50N		S	0.5	482	<0.1	28	601	15	10	89
65+00W	3+00N		S	<0.1	471	<0.1	26	473	15	<10	102
65+00W	3+50N		S	0.2	577	<0.1	27	819	18	<10	139
65+00W	4+00N		S	0.5	492	<0.1	28	521	17	<10	119
65+00W	4+50N		S	0.7	477	<0.1	54	431	18	<10	98
65+00W	5+00N		S	0.1	643	<0.1	32	381	14	<10	95
65+00W	5+50N		S	0.4	542	<0.1	28	388	18	<10	122
65+00W	6+00N		S	0.8	739	<0.1	29	631	21	<10	109
65+00W	6+50N		S	0.3	629	<0.1	46	709	22	10	98
65+00W	7+00N		S	0.2	528	<0.1	51	428	26	<10	119
65+00W	7+50N		S	0.2	373	<0.1	38	629	13	<10	86
65+00W	8+00N		S	0.4	513	<0.1	35	635	10	10	119
65+00W	8+50N		S	0.3	479	<0.1	37	514	9	<10	138
65+00W	9+00N		S	<0.1	440	<0.1	35	487	13	<10	124
65+00W	9+50N		S	0.2	426	<0.1	26	655	14	<10	94
65+00W	10+00N		S	0.3	519	<0.1	31	652	13	<10	169
65+00W	0+50S		S	0.3	566	<0.1	42	670	16	11	181
65+00W	1+00S		S	0.6	568	<0.1	27	826	22	<10	119
65+00W	1+50S		S	0.5	556	<0.1	25	793	15	<10	132
65+00W	2+00S		S	0.7	581	<0.1	27	536	16	<10	113
65+00W	2+50S		S	0.1	493	<0.1	25	518	15	<10	157
65+00W	3+00S		S	0.7	544	<0.1	25	955	23	<10	150
65+00W	3+50S		S	0.2	567	<0.1	20	758	20	10	160
65+00W	4+00S		S	0.6	563	<0.1	26	658	23	<10	124
Min Limit				0.1	2	0.1	1	1	2	10	1
Max Reported*				99.9	9999	99.9	9999	9999	9999	999	9999
Method				ICP	ICP	ICP	ICP	ICP	ICP	ICP	ICP

---=Not Analysed ins=Insufficient Sample **=Overlimit S=Soil R=Rock C=Core L=Silt P=Pulp U=Undefined * For Upper Limits Refer to your iPL Brochure

iPL
INTERNATIONAL PLASMA LABORATORY LTD.

2036 Columbia Street
Vancouver, B.C.
Canada V5Y 3E1
Phone (604) 879-7878
Fax (604) 879-7898

iPL Report: 9200325 M Minnova Canada
Project: 675

In: Jun 09, 1992
Out: Jun 12, 1992
406 Soil

Certified BC Assayer David Chiu

Sample Name			Ag ppm	Ba ppm	Cd ppm	Cu ppm	Mn ppm	Pb ppm	Sn ppm	Zn ppm
65+00W	4+50S	S	0.5	612	<0.1	24	573	26	<10	115
65+00W	5+00S	S	0.3	413	<0.1	62	626	20	<10	99
65+00W	5+50S	S	<0.1	296	<0.1	63	654	11	10	73
65+00W	6+00S	S	0.4	465	<0.1	26	325	22	<10	61
67+50W	0+50N	S	4.9	543	<0.1	56	328	19	10	126
67+50W	1+00N	S	0.3	596	<0.1	26	482	13	10	106
67+50W	1+50N	S	<0.1	494	<0.1	32	702	16	13	98
67+50W	2+00N	S	0.2	774	<0.1	42	632	16	10	114
67+50W	2+50N	S	0.1	443	<0.1	25	508	14	10	89
67+50W	3+00N	S	0.3	632	<0.1	38	1040	12	10	156
67+50W	3+50N	S	0.7	638	<0.1	26	1554	17	<10	179
67+50W	4+00N	S	0.2	643	<0.1	20	1252	22	<10	178
67+50W	4+50N	S	0.7	611	<0.1	76	1600	14	10	143
67+50W	5+00N	S	0.6	673	<0.1	28	1297	15	<10	162
67+50W	5+50W	S	0.7	603	<0.1	34	620	19	<10	132
67+50W	6+00N	S	0.3	571	<0.1	27	899	18	10	112
67+50W	6+50N	S	0.2	585	<0.1	26	849	19	10	128
67+50W	7+00N	S	0.1	467	<0.1	23	577	18	10	84
67+50W	7+50N	S	0.3	681	<0.1	29	778	21	10	80
67+50W	8+00N	S	0.3	624	<0.1	24	1044	20	<10	92
67+50W	8+50N	S	0.4	666	<0.1	20	1559	10	10	109
67+50W	9+00N	S	0.5	514	<0.1	68	531	10	<10	86
67+50W	9+50N	S	<0.1	642	<0.1	51	541	12	<10	72
67+50W	10+00N	S	0.2	486	<0.1	49	917	19	<10	93
67+50W	0+50S	S	0.5	465	<0.1	333	1276	17	<10	97
67+50W	1+00S	S	0.5	653	<0.1	76	329	25	11	93
67+50W	1+50S	S	0.1	663	<0.1	198	553	19	<10	138
67+50W	2+00S	S	0.4	528	<0.1	44	362	11	<10	80
67+50W	2+50S	S	0.5	545	<0.1	38	473	8	<10	97
67+50W	3+00S	S	0.6	583	<0.1	30	507	11	<10	138
67+50W	3+50S	S	0.1	543	<0.1	22	545	31	10	138
67+50W	4+00S	S	0.6	561	<0.1	26	726	26	<10	144
67+50W	4+50S	S	0.8	600	<0.1	26	758	18	<10	120
67+50W	5+00S	S	0.7	948	<0.1	31	1613	28	<10	238
67+50W	5+50S	S	0.3	464	<0.1	77	1170	39	<10	122
67+50W	6+00S	S	0.6	521	<0.1	32	654	24	<10	173
67+50W	6+50S	S	0.7	573	<0.1	32	366	9	<10	89
70+00W	0+50N	S	0.3	446	<0.1	59	771	12	10	96
70+00W	1+00N	S	0.3	750	<0.1	30	589	22	12	129
70+00W	1+50N	S	0.3	427	<0.1	43	498	14	11	85
70+00W	2+00N	S	<0.1	517	<0.1	24	565	14	10	71
70+00W	2+50N	S	0.4	633	<0.1	27	1311	20	11	126
70+00W	3+00N	S	0.5	620	<0.1	23	781	16	10	120
70+00W	3+50N	S	0.4	597	<0.1	33	882	15	10	92
70+00W	4+00N	S	<0.1	512	<0.1	26	586	21	<10	72
70+00W	4+50N	S	0.3	556	<0.1	20	527	22	10	74
70+00W	5+00N	S	0.7	583	<0.1	18	670	21	10	87
70+00W	5+50N	S	<0.1	642	<0.1	36	441	12	10	96
70+00W	6+00N	S	0.3	519	<0.1	22	553	12	13	94
70+00W	6+50N	S	0.2	601	<0.1	25	658	14	10	79
70+00W	7+50N	S	0.6	333	<0.1	19	474	20	<10	60
70+00W	8+00N	S	0.2	478	<0.1	24	1005	18	11	90
70+00W	8+50N	S	0.4	454	<0.1	50	510	19	10	86
70+00W	9+00N	S	0.3	508	<0.1	26	1505	12	<10	82
70+00W	9+50N	S	<0.1	244	<0.1	41	605	3	<10	62
70+00W	10+00N	S	0.4	519	<0.1	37	1073	8	12	75
70+00W	0+50S	S	<0.1	568	<0.1	71	764	14	11	85
70+00W	1+00S	S	0.1	621	<0.1	143	586	10	10	114
70+00W	1+50S	S	0.5	560	<0.1	24	539	18	11	100
70+00W	2+00S	S	0.5	746	<0.1	21	825	13	11	104
70+00W	2+50S	S	0.6	646	<0.1	157	2820	20	10	204
70+00W	3+00S	S	0.7	502	<0.1	36	458	10	<10	77
70+00W	3+50S	S	0.7	669	<0.1	40	554	11	<10	107
70+00W	4+00S	S	1.0	533	<0.1	29	399	18	<10	89
70+00W	4+50S	S	1.5	519	<0.1	60	565	19	<10	91
70+00W	5+00S	S	0.7	652	<0.1	47	604	16	<10	96
70+00W	5+50S	S	<0.1	438	<0.1	40	579	7	<10	80
70+00W	6+00S	S	0.5	528	<0.1	25	882	13	10	109
70+00W	6+50S	S	0.6	701	<0.1	30	451	13	<10	99
70+00W	7+00S	S	<0.1	476	<0.1	43	751	7	<10	133
70+00W	7+50S	S	0.8	469	<0.1	33	314	10	<10	124
72+50W	0+50N	S	2.1	659	<0.1	18	391	38	<10	69
72+50W	1+00N	S	0.3	563	<0.1	27	598	18	<10	96
72+50W	1+50N	S	<0.1	540	<0.1	21	1019	15	<10	86
72+50W	2+00N	S	0.3	572	<0.1	38	528	32	10	112
72+50W	2+50N	S	0.9	705	<0.1	24	637	39	10	201
72+50W	3+00N	S	0.6	793	<0.1	28	677	21	12	212
72+50W	3+50N	S	0.2	545	<0.1	23	895	14	11	137
Min Limit			0.1	2	0.1	1	1	2	10	1
Max Reported*			99.9	9999	99.9	9999	9999	9999	999	9999
Method			ICP	ICP	ICP	ICP	ICP	ICP	ICP	ICP

72+50

--=Not Analysed ins=Insufficient Sample **=OverLimit S=Soil R=Rock C=Core L=Silt P=Pulp U=Undefined * For Upper Limits Refer to your iPL Brochure

Jun. 13 '92 14:48 iPL INTL PLASMA LAB FAX 604-879-7898 P. 3/7

77+50
80+00

iPL
INTERNATIONAL PLASMA LABORATORY LTD.

2036 Columbia Street
Vancouver, B.C.
Canada V5Y 3E1
Phone (604) 879-7878
Fax (604) 879-7898

iPL Report: 9200325 M Minnova Canada
Project: 675

In: Jun 09, 1992
Out: Jun 12, 1992 406 Soil

Certified BC Assayer David Chiu

Sample Name			Ag ppm	Ba ppm	Cd ppm	Cu ppm	Mn ppm	Pb ppm	Sn ppm	Zn ppm
72+50W	4+00N	S	0.3	576	<0.1	33	460	7	<10	101
72+50W	4+50N	S	0.5	612	<0.1	21	345	17	11	119
72+50W	5+00N	S	0.6	578	<0.1	26	345	17	10	107
72+50W	5+50N	S	0.4	444	<0.1	20	458	8	12	147
72+50W	6+00N	S	0.2	414	<0.1	20	478	9	11	139
72+50W	6+50N	S	0.1	480	<0.1	28	425	11	10	110
72+50W	7+00N	S	0.4	411	<0.1	27	465	7	<10	65
72+50W	7+50N	S	<0.1	279	<0.1	23	583	7	10	43
72+50W	8+00N	S	<0.1	289	<0.1	23	743	9	<10	53
72+50W	8+50N	S	<0.1	604	<0.1	30	691	9	<10	79
72+50W	9+00N	S	0.2	500	<0.1	28	655	10	<10	83
72+50W	9+50N	S	0.2	411	<0.1	26	518	7	14	81
72+50W	10+00N	S	0.5	525	<0.1	17	489	11	<10	74
72+50W	0+50S	S	0.4	437	<0.1	25	364	10	<10	68
72+50W	1+00S	S	0.2	567	<0.1	26	473	15	16	88
72+50W	1+50S	S	<0.1	221	<0.1	24	629	4	10	58
72+50W	2+00S	S	0.5	556	<0.1	23	903	10	<10	82
72+50W	2+50S	S	0.7	652	<0.1	20	562	11	<10	92
72+50W	3+00S	S	0.4	630	<0.1	22	645	13	<10	91
72+50W	3+50S	S	0.8	548	<0.1	40	1085	12	11	138
72+50W	4+00S	S	0.2	621	<0.1	24	634	16	<10	139
72+50W	4+50S	S	0.4	489	<0.1	21	825	14	10	82
72+50W	5+00S	S	0.2	432	<0.1	22	413	11	<10	104
72+50W	5+50S	S	<0.1	527	<0.1	23	605	12	<10	90
72+50W	6+00S	S	0.2	499	<0.1	26	354	15	<10	78
72+50W	6+50S	S	0.2	382	<0.1	43	586	7	<10	96
72+50W	7+00S	S	0.2	536	<0.1	14	494	18	10	85
72+50W	7+50S	S	0.5	625	<0.1	23	384	15	<10	133
72+50W	8+00S	S	0.3	582	<0.1	104	576	19	11	93
75+00W	0+50N	S	0.6	539	<0.1	23	338	14	<10	73
75+00W	1+00N	S	0.6	513	<0.1	20	368	28	10	132
75+00W	1+50N	S	0.4	526	<0.1	18	347	33	14	125
75+00W	2+00N	S	0.3	496	<0.1	17	322	43	14	96
75+00W	2+50N	S	0.3	470	2.5	16	352	17	11	107
75+00W	3+00N	S	0.6	458	<0.1	15	384	18	11	158
75+00W	3+50N	S	0.3	636	<0.1	19	480	29	<10	116
75+00W	4+00N	S	0.7	513	<0.1	14	591	35	11	309
75+00W	4+50N	S	0.6	465	<0.1	14	297	19	13	114
75+00W	5+00N	S	0.2	493	<0.1	34	518	12	15	118
75+00W	5+50N	S	<0.1	323	<0.1	22	447	14	11	90
75+00W	6+00N	S	<0.1	244	<0.1	20	571	5	10	231
75+00W	6+50N	S	<0.1	487	<0.1	18	489	18	12	98
75+00W	7+00N	S	0.5	494	<0.1	17	538	24	10	92
75+00W	7+50N	S	0.4	472	<0.1	16	398	20	<10	59
75+00W	8+00N	S	0.5	385	<0.1	23	383	18	10	52
75+00W	0+50S	S	0.4	421	<0.1	33	818	29	12	99
75+00W	1+00S	S	0.6	494	<0.1	22	428	23	11	99
75+00W	1+50S	S	0.7	460	<0.1	22	409	17	<10	144
75+00W	2+00S	S	0.5	436	<0.1	13	362	20	10	73
75+00W	2+50S	S	0.4	440	<0.1	20	332	20	12	67
75+00W	3+00S	S	0.1	430	<0.1	18	308	13	<10	76
75+00W	3+50S	S	0.5	495	<0.1	23	374	17	11	65
75+00W	4+00S	S	0.3	417	<0.1	20	369	15	<10	63
75+00W	4+50S	S	0.3	505	<0.1	16	659	24	<10	66
75+00W	5+00S	S	0.4	492	<0.1	15	364	21	<10	58
75+00W	5+50S	S	0.4	601	<0.1	16	244	15	<10	49
75+00W	6+00S	S	0.4	557	<0.1	21	375	15	<10	89
75+00W	6+50S	S	0.2	600	<0.1	19	362	19	<10	64
75+00W	7+00S	S	0.4	539	<0.1	31	542	19	12	79
75+00W	7+50S	S	0.7	528	<0.1	22	1175	20	10	75
75+00W	8+00S	S	0.5	532	<0.1	26	475	20	14	78
75+00W	8+50S	S	0.3	531	<0.1	20	413	20	<10	89
77+50W	0+50N	S	0.2	539	<0.1	25	695	47	16	123
77+50W	1+00N	S	0.4	423	<0.1	19	477	49	16	81
77+50W	1+50N	S	0.3	390	0.1	23	593	38	16	80
77+50W	2+00N	S	0.4	417	<0.1	16	496	32	17	63
77+50W	2+50N	S	0.5	405	<0.1	20	571	33	19	62
77+50W	3+00N	S	0.5	472	<0.1	20	400	34	16	70
77+50W	3+50N	S	0.5	451	0.1	26	532	40	14	87
77+50W	4+00N	S	0.4	447	<0.1	33	490	49	14	110
77+50W	4+50N	S	0.9	528	<0.1	26	446	22	13	188
77+50W	5+00N	S	0.5	507	<0.1	23	454	25	16	129
77+50W	5+50N	S	0.3	583	<0.1	24	601	29	11	125
77+50W	6+00N	S	0.2	600	<0.1	26	258	27	24	70
77+50W	6+50N	S	<0.1	609	<0.1	23	293	37	11	104
77+50W	7+00N	S	0.9	607	<0.1	17	798	21	<10	118
77+50W	7+50N	S	0.2	532	<0.1	16	355	13	<10	60
77+50W	8+00N	S	0.2	402	<0.1	13	310	13	<10	34
Min Limit			0.1	2	0.1	1	1	2	10	1
Max Reported*			99.9	9999	99.9	9999	9999	9999	999	9999
Method			ICP	ICP	ICP	ICP	ICP	ICP	ICP	ICP

---=Not Analysed ins=Insufficient Sample **=Overlimit S=Soil R=Rock C=Core L=Silt P=Pulp U=Undefined * For Upper Limits Refer to your iPL Brochure

Jun.13 '92 14:48 iPL INTL PLASMA LAB FAX 604-879-7898 P. 4/

iPL
INTERNATIONAL PLASMA LABORATORY LTD.

2036 Columbia Street
Vancouver, B.C.
Canada V5Y 3E1
Phone (604) 879-7878
Fax (604) 879-7898

iPL Report: 9200325 R Minnova Canada
Project: 675

In: Jun 09, 1992
Out: Jun 12, 1992

406 Soil

Certified BC Assayer David Chiu

Sample Name			Ag ppm	Ba ppm	Cd ppm	Cu ppm	Mn ppm	Pb ppm	Sn ppm	Zn ppm
77+50W	8+50N	S	<0.1	476	<0.1	17	362	11	<10	69
77+50W	9+00N	S	0.7	523	<0.1	22	418	10	<10	149
77+50W	9+50N	S	0.3	603	<0.1	34	711	21	11	126
77+50W	10+00N	S	0.3	520	<0.1	31	288	19	11	144
77+50W	0+50S	S	0.7	532	<0.1	27	391	27	15	101
77+50W	1+00S	S	0.9	494	<0.1	35	515	21	12	86
77+50W	1+50S	S	0.4	422	<0.1	31	623	18	11	83
77+50W	2+00S	S	0.3	447	<0.1	34	849	19	10	69
77+50W	2+50S	S	0.4	457	<0.1	21	469	16	<10	92
77+50W	3+00S	S	0.6	482	<0.1	23	335	13	11	64
77+50W	3+50S	S	0.5	461	<0.1	25	302	16	10	63
77+50W	4+00S	S	0.2	504	<0.1	28	355	11	10	74
77+50W	4+50S	S	0.4	477	<0.1	29	329	12	<10	84
77+50W	5+00S	S	0.6	483	<0.1	24	381	17	<10	99
77+50W	5+50S	S	0.6	533	<0.1	23	440	14	10	77
77+50W	6+00S	S	0.2	441	<0.1	28	333	18	<10	57
77+50W	6+50S	S	0.5	477	<0.1	43	347	13	<10	52
77+50W	7+00S	S	0.4	500	<0.1	32	436	17	10	92
77+50W	7+50S	S	0.6	557	<0.1	23	570	13	10	87
80+00W	0+50N	S	1.0	646	<0.1	18	695	31	11	180
80+00W	1+00N	S	0.9	456	<0.1	20	397	32	13	214
80+00W	1+50N	S	2.3	566	<0.1	18	351	139	19	180
80+00W	2+00N	S	0.9	467	<0.1	18	449	33	11	148
80+00W	2+50N	S	0.2	474	<0.1	21	445	25	15	148
80+00W	3+00N	S	0.5	513	<0.1	19	425	32	22	96
80+00W	3+50N	S	0.7	574	<0.1	12	431	30	27	97
80+00W	4+00N	S	0.6	459	<0.1	18	469	26	35	79
80+00W	4+50N	S	0.8	518	<0.1	25	377	30	17	115
80+00W	5+00N	S	0.5	408	0.2	35	555	32	16	101
80+00W	5+50N	S	0.3	523	<0.1	43	328	34	15	68
80+00W	6+00N	S	0.7	500	<0.1	18	387	23	14	107
80+00W	6+50N	S	0.3	518	0.4	25	773	50	12	124
80+00W	7+00N	S	0.5	484	<0.1	46	743	43	14	194
80+00W	7+50N	S	0.6	634	<0.1	20	422	24	11	102
80+00W	0+50S	S	0.7	516	<0.1	27	369	18	10	90
80+00W	1+00S	S	0.7	524	<0.1	33	409	15	<10	90
80+00W	1+50S	S	0.5	349	<0.1	39	515	12	10	60
80+00W	2+00S	S	0.5	496	<0.1	30	335	16	<10	70
80+00W	2+50S	S	0.3	435	<0.1	26	278	13	10	57
80+00W	3+00S	S	1.0	497	<0.1	24	331	18	12	77
80+00W	3+50S	S	0.8	462	<0.1	56	452	18	12	102
80+00W	4+00S	S	0.7	531	<0.1	61	529	18	<10	93
80+00W	4+50S	S	0.4	592	<0.1	22	418	17	11	67
80+00W	5+00S	S	0.4	509	<0.1	20	391	17	11	70
80+00W	5+50S	S	0.5	530	<0.1	26	460	18	11	88
80+00W	6+00S	S	0.6	526	<0.1	19	448	60	<10	78
80+00W	6+50S	S	0.4	607	<0.1	21	643	19	10	93
80+00W	7+00S	S	0.3	572	<0.1	28	643	19	<10	83
80+00W	7+50S	S	0.5	811	<0.1	33	713	17	<10	88
82+50W	0+50N	S	<0.1	438	<0.1	28	477	13	15	78
82+50W	1+00N	S	0.4	510	<0.1	24	536	23	14	196
82+50W	1+50N	S	0.3	382	<0.1	33	608	183	19	656
82+50W	2+00N	S	1.9	595	0.4	18	454	37	13	192
82+50W	2+50N	S	1.0	548	<0.1	16	442	37	20	179
82+50W	3+00N	S	1.4	541	0.7	16	400	30	16	334
82+50W	3+50N	S	1.6	597	<0.1	30	503	32	20	146
82+50W	4+00N	S	1.0	595	<0.1	26	602	42	24	159
82+50W	4+50N	S	0.5	548	<0.1	19	388	35	25	133
82+50W	5+00N	S	0.7	551	<0.1	20	457	34	15	177
82+50W	5+50N	S	1.2	534	<0.1	12	277	42	15	113
82+50W	6+00N	S	<0.1	564	<0.1	13	303	39	17	116
82+50W	6+50N	S	0.5	462	0.1	42	474	51	21	165
82+50W	7+00N	S	0.6	400	0.2	29	514	48	16	141
82+50W	7+50N	S	0.2	440	<0.1	29	478	36	14	112
82+50W	0+50S	S	0.1	467	<0.1	49	398	10	12	65
82+50W	1+00S	S	0.5	593	<0.1	44	513	13	10	115
82+50W	1+50S	S	0.6	569	<0.1	25	367	11	12	112
82+50W	2+00S	S	0.6	575	<0.1	31	425	17	<10	121
82+50W	2+50S	S	0.5	496	<0.1	30	502	10	<10	104
82+50W	3+00S	S	0.7	390	<0.1	32	597	7	<10	112
82+50W	3+50S	S	0.2	542	<0.1	29	396	9	11	72
82+50W	4+00S	S	1.3	534	<0.1	27	365	14	12	69
82+50W	4+50S	S	1.0	533	<0.1	29	524	17	<10	107
82+50W	5+00S	S	0.4	565	<0.1	32	565	16	12	129
82+50W	5+50S	S	0.7	430	<0.1	59	710	12	10	106
82+50W	6+00S	S	0.4	488	<0.1	46	1832	18	10	126
82+50W	6+50S	S	0.5	544	<0.1	36	1050	19	10	113
82+50W	7+00S	S	0.6	552	<0.1	33	562	18	11	116
Min Limit			0.1	2	0.1	1	1	2	10	1
Max Reported*			99.9	9999	99.9	9999	9999	9999	999	9999
Method			ICP	ICP	ICP	ICP	ICP	ICP	ICP	ICP

---=Not Analysed ins=Insufficient Sample **=Overlimit S=Soil R=Rock C=Core L=Silt P=Pulp U=Undefined * For Upper Limits Refer to your iPL Brochure

iPL
INTERNATIONAL PLASMA LABORATORY LTD.

2036 Columbia Street
Vancouver, B.C.
Canada V5Y 3E1
Phone (604) 879-7878
Fax (604) 879-7898

iPL Report: 9200325 M Minnova Canada
Project: 675

In: Jun 09, 1992
Out: Jun 12, 1992

406 Soil

Section 1 of 1
Certified BC Assayer

David Chiu

Sample Name			Ag ppm	Ba ppm	Cd ppm	Cu ppm	Mn ppm	Pb ppm	Sn ppm	Zn ppm
82+50W	7+50S	S	0.4	427	<0.1	45	473	18	10	83
85+00W	0+50N	S	0.4	477	<0.1	16	376	22	16	123
85+00W	1+00N	S	0.4	518	<0.1	17	915	16	24	136
85+00W	1+50N	S	0.4	491	0.2	19	450	15	18	166
85+00W	2+00N	S	0.1	444	<0.1	24	505	24	20	120
85+00W	2+50N	S	1.4	679	0.4	15	262	251	52	226
85+00W	3+00N	S	1.8	563	1.5	20	444	50	13	465
85+00W	3+50N	S	0.5	554	<0.1	25	379	141	11	543
85+00W	4+00N	S	0.8	637	0.6	13	508	47	12	591
85+00W	4+50N	S	1.2	582	0.2	17	320	51	14	525
85+00W	5+00N	S	0.5	598	<0.1	20	377	50	13	152
85+00W	5+50N	S	0.4	603	<0.1	20	375	52	13	122
85+00W	6+00N	S	0.7	612	<0.1	18	305	24	15	108
85+00W	6+50N	S	0.3	518	<0.1	14	297	26	12	98
85+00W	7+00N	S	0.3	543	<0.1	19	448	29	16	124
85+00W	7+50N	S	<0.1	497	<0.1	11	440	18	13	82
85+00W	0+50S	S	0.5	460	<0.1	17	513	27	14	118
85+00W	1+00S	S	0.7	476	<0.1	19	330	16	10	108
85+00W	1+50S	S	0.6	453	<0.1	20	531	20	18	132
85+00W	2+00S	S	0.6	492	<0.1	38	498	20	<10	109
85+00W	2+50S	S	0.3	557	<0.1	23	494	21	10	77
85+00W	3+00S	S	0.6	565	<0.1	28	700	23	<10	92
85+00W	3+50S	S	0.6	525	<0.1	35	607	22	13	103
85+00W	4+00S	S	0.8	625	<0.1	40	452	20	<10	100
85+00W	4+50S	S	0.4	350	<0.1	50	342	17	10	69
85+00W	5+00S	S	0.4	466	<0.1	33	881	21	14	117
85+00W	5+50S	S	0.8	558	<0.1	21	676	18	<10	118
85+00W	6+00S	S	0.2	468	<0.1	30	477	19	<10	74
85+00W	6+50S	S	0.3	505	<0.1	24	1362	20	<10	120
85+00W	7+00S	S	0.1	484	<0.1	39	593	23	11	93
85+00W	7+50S	S	0.4	382	<0.1	65	928	17	12	120
87+50W	0+50N	S	0.5	506	<0.1	23	751	18	18	195
87+50W	1+00N	S	0.3	590	<0.1	31	911	29	30	155
87+50W	1+50N	S	0.7	669	<0.1	22	414	29	15	121
87+50W	2+00N	S	0.6	675	<0.1	25	346	47	44	197
87+50W	2+50N	S	0.9	541	<0.1	37	466	60	11	255
87+50W	3+00N	S	1.2	525	0.3	33	484	273	15	474
87+50W	3+50N	S	0.5	573	2.4	21	1067	79	10	337
87+50W	4+00N	S	0.2	627	<0.1	15	364	70	14	108
87+50W	4+50N	S	0.4	448	<0.1	13	446	29	10	95
87+50W	5+00N	S	0.4	489	0.3	23	423	39	11	272
87+50W	5+50N	S	0.1	549	<0.1	16	384	32	11	125
87+50W	6+00N	S	0.4	476	<0.1	18	323	29	10	195
87+50W	6+50N	S	0.3	520	<0.1	16	453	25	<10	123
87+50W	7+00N	S	0.2	532	<0.1	11	406	24	14	103
87+50W	7+50N	S	0.6	476	<0.1	12	372	17	19	58
87+50W	0+50S	S	0.2	513	<0.1	34	1186	27	15	202
87+50W	1+00S	S	0.6	497	<0.1	32	517	23	<10	113
87+50W	1+50S	S	0.4	471	<0.1	47	459	23	<10	94
87+50W	3+50S	S	0.6	549	<0.1	34	546	23	<10	107
87+50W	4+00S	S	0.6	535	<0.1	31	430	23	10	101
87+50W	4+50S	S	0.9	562	<0.1	41	749	24	11	147
87+50W	5+00S	S	0.3	528	<0.1	25	674	18	10	102
87+50W	5+50S	S	0.4	488	<0.1	32	734	17	<10	93
87+50W	6+00S	S	0.4	526	<0.1	44	514	20	10	77
87+50W	6+50S	S	<0.1	394	<0.1	100	558	17	<10	64
87+50W	7+00S	S	0.6	553	<0.1	37	901	17	10	89
87+50W	7+50S	S	0.2	453	<0.1	31	535	16	<10	65
90+00W	0+50S	S	0.4	341	<0.1	40	669	17	<10	85
90+00W	1+00S	S	0.1	323	<0.1	47	586	19	<10	100
90+00W	1+50S	S	0.1	447	<0.1	36	402	20	<10	140
90+00W	2+00S	S	0.5	408	0.1	39	558	19	<10	175
90+00W	2+50S	S	0.3	446	<0.1	41	537	21	<10	79
90+00W	3+00S	S	0.5	443	<0.1	36	752	21	<10	96
90+00W	3+50S	S	0.4	356	<0.1	83	702	19	<10	87
90+00W	4+00S	S	0.9	539	<0.1	43	442	23	11	103
90+00W	4+50S	S	0.9	527	<0.1	22	616	21	12	136
90+00W	5+00S	S	0.3	411	<0.1	55	925	21	<10	88
90+00W	5+50S	S	0.8	485	<0.1	40	763	24	<10	105
90+00W	6+00S	S	<0.1	456	<0.1	21	608	14	11	70
90+00W	6+50S	S	1.2	505	<0.1	29	1388	21	<10	89
90+00W	7+00S	S	0.3	427	<0.1	69	665	20	<10	84
90+00W	7+50S	S	0.7	508	<0.1	36	924	22	11	91
92+50W	0+50N	S	0.5	518	<0.1	24	372	21	11	156
92+50W	1+00N	S	0.2	498	<0.1	12	335	22	10	67
92+50W	1+50N	S	0.6	539	<0.1	18	414	27	14	126
92+50W	2+00N	S	0.4	538	<0.1	21	386	36	13	144
92+50W	2+50N	S	0.3	554	<0.1	25	421	48	13	140
Min Limit			0.1	2	0.1	1	1	2	10	1
Max Reported*			99.9	9999	99.9	9999	9999	9999	999	9999
Method			ICP	ICP	ICP	ICP	ICP	ICP	ICP	ICP

---=Not Analysed ins=Insufficient Sample **=OverLimit S=Soil R=Rock C=Core L=Silt P=Pulp U=Undefined * For Upper Limits Refer to your iPL Brochure

Jun.13 '92 14:50 iPL INTL PLASMA LAB FAX 604-879-7898

iPL
INTERNATIONAL PLASMA LABORATORY LTD.

2036 Columbia Street
Vancouver, B.C.
Canada V5Y 3E1
Phone (604) 879-7878
Fax (604) 879-7898

iPL Report: 9200325 M Minnova Canada
Project: 675

In: Jun 09, 1992
Out: Jun 12, 1992

406 Soil

Certified BC Assayer David Chiu

Sample Name			Ag ppm	Ba ppm	Cd ppm	Cu ppm	Mn ppm	Pb ppm	Sn ppm	Zn ppm
92+50W	3+00N	S	0.3	467	<0.1	17	396	18	14	62
92+50W	3+50N	S	0.6	603	1.3	34	640	111	11	620
92+50W	4+00N	S	<0.1	495	<0.1	8	444	14	20	62
92+50W	4+50N	S	0.2	501	<0.1	12	442	21	21	59
92+50W	5+00N	S	<0.1	497	<0.1	13	423	17	17	59
92+50W	5+50N	S	0.3	544	<0.1	12	441	20	<10	64
92+50W	6+00N	S	0.4	503	<0.1	13	1030	21	13	107
92+50W	6+50N	S	0.6	446	<0.1	19	467	23	11	75
92+50W	7+00N	S	0.5	345	<0.1	13	439	27	11	47
92+50W	7+50N	S	<0.1	448	<0.1	12	424	20	13	48
95+00W	2+50S	S	0.4	472	<0.1	52	983	32	26	272
95+00W	3+00S	S	0.3	654	<0.1	30	713	19	11	185
97+50W	7+50N	S	0.3	468	0.1	44	2990	30	10	131
97+50W	6+00S	S	0.2	599	<0.1	53	814	21	10	96
97+50W	6+50S	S	0.2	455	0.2	55	1018	28	<10	116
97+50W	7+00S	S	1.0	444	<0.1	521	787	28	12	148

Sample Name	Ag ppm	Ba ppm	Cd ppm	Cu ppm	Mn ppm	Pb ppm	Sn ppm	Zn ppm

	Ag	Ba	Cd	Cu	Mn	Pb	Sn	Zn
Min Limit	0.1	2	0.1	1	1	2	10	1
Max Reported*	99.9	9999	99.9	9999	9999	9999	999	9999
Method	ICP	ICP	ICP	ICP	ICP	ICP	ICP	ICP

--=Not Analysed ins=Insufficient Sample **=Overlimit S=Soil R=Rock C=Core L=Silt P=Pulp U=Undefined * For Upper Limits Refer to your iPL Brochure

Jun.13 '92 14:51 iPL INTL PLASMA LAB FAX 604-879-7898 P.7/7

MINERAL ENVIRONMENTS LABORATORIES

Division of Assayers Corp. Ltd.

DATE: JUNE 24 '92

TO: MINNOVA INC.

ATTENTION: C. BURGE

FAX# CRANBROOK

THE TOTAL NUMBER OF PAGES BEING SENT IS 8 INCLUDING THIS COVER LETTER.

IF YOU DO NOT RECEIVE ALL OF THE PAGES, PLEASE CONTACT OUR FAX OPERATOR IMMEDIATELY AT (604) 980-5814.

SPECIAL INSTRUCTIONS:

FAXING 2V-0451 RG1
2V-0452 RG1 & 2
RJ1, RJ2, RL1, RL2

Fl > 1000 MnO2 > .5ppm
B > 300 Pb > 50 ppm
Na > 4% Zn > 150ppm

OFFICE AND LABORATORIES:
705 WEST FIFTEENTH STREET, NORTH VANCOUVER, B.C.
CANADA V7M 1T2

PHONE: (604) 980-5814 (604) 988-4524
TELEX: VIA USA 7601067
FAX: (604) 980-9621

• ENVIRONMENTS LABORATORIES
(DIVISION OF ASSAYERS)

SPECIALISTS IN MINERAL ENVIRONMENTS
CHEMISTS • ASSAYERS • ANALYSTS • GEOCHEMISTS

705 WEST 15TH STREET
NORTH VANCOUVER, B.C. CANADA V7M 1T2
TELEPHONE (604) 980-5814 OR (604) 988-4524
FAX (604) 980-9621

SMITHERS LAB.:
3176 TATLOW ROAD
SMITHERS, B.C. CANADA V0J 2N0
TELEPHONE (604) 847-3004
FAX (604) 847-3005

Geochemical Analysis Certificate

2V-0452-RG1

Company: MINNOVA INC.
Project: 675 CRANBROOK
Attn: G.WELLS/C.BURGE

Date: JUN-23-92
Copy 1. MINNOVA INC., VANCOUVER, B.C.

We hereby certify the following Geochemical Analysis of 30 ROCK samples submitted JUN-04-92 by G. WELLS.

Sample Number	B PPM	F PPM
09251	1630	270
09252	61	530
09253	1	570
09254	12	930
09255	15	710
09256	11	490
09257	16	590
09258	19	720
09259	21	840
09260	93	470
09261	55	1010
09262	8	880
09263	115	440
09264	80	330
09265	13	370
09266	12	360
09267	15	1090
09268	1	1260
09269	17	880
09270	14	830
09271	14	960
09272	19	830
09273	26	600
09274	21	400
09275	8	80
09276	76	260
09277	5	530
09278	1	60
09279	2	1720
09280	20	1820

Near Darlin DDH-2

Certified by _____

ENVIRONMENTS LABORATORIES
(DIVISION OF ABBAVER COMPANY)
SPECIALISTS IN MINERAL ENVIRONMENTS
GEOLOGISTS • ASSAYERS • ANALYSTS • GEOCHEMISTS

706 WEST 15TH STREET
NORTH VANCOUVER, B.C. CANADA V7M 1T2
TELEPHONE (604) 980-5814 OR (604) 988-4524
FAX (604) 980-9621

SMITHERS LAB.:
3176 TATLOW ROAD
SMITHERS, B.C. CANADA V0J 2N0
TELEPHONE (604) 847-3004
FAX (604) 847-3005

Geochemical Analysis Certificate

2V-0452-RG2

Company: MINNOVA INC.
Project: 675 CRANBROOK
Attn: G.WELLS/C.BURGE

Date: JUN-23-92
Copy 1. MINNOVA INC., VANCOUVER, B.C.

We hereby certify the following Geochemical Analysis of 7 ROCK samples submitted JUN-04-92 by G. WELLS.

Sample Number	B PPM	F PPM
09281	47	890
09282	1	90
09283	11	1050
09284	78	840
09376	2070	440
09377	5700	590
09378	52	690

Mt Mahon

Certified by _____

COMP: MINNOVA INC.
PROJ: 675 CRANBROOK
ATTN: G.WELLS/C.BURGE

MIN-EN LABS — ICP REPORT

705 WEST 15TH ST., NORTH VANCOUVER, B.C. V7M 1T2
(604)980-5814 OR (604)988-4524

FILE NO: 2V-0452-RJ1
DATE: 92/06/23
* ROCK * (ACT:F31)

SAMPLE NUMBER	AG PPM	AS PPM	BA PPM	CU PPM	PB PPM	SB PPM	ZN PPM	AU-FIRE PPB	
09251	.1	32	32	87	9	1	48	7	
09252	.1	1	5	211	14	1	70	4	
09253	.1	1	18	82	17	1	284	4	sed? N. of St M Rd
09254	.1	1	223	60	14	1	181	5	
09255	.1	1	154	105	15	1	66	9	
09256	.1	1	54	437	14	1	29	3	
09257	.1	1	213	35	14	1	62	1	
09258	.1	1	234	45	5	1	69	1	
09259	.1	1	129	41	1	1	159	1	
09260	.3	1	80	37	9	1	129	1	
09261	.1	1	83	125	28	1	8461	1	Near Darlin Hole 2
09262	.1	1	82	93	9	1	180	3	
09263	.1	522	37	72	4	1	62	50	
09264	.1	1	54	297	4	1	56	1	
09265	.1	1	63	357	2	1	56	1	
09266	.1	1	93	339	3	1	54	1	
09267	.1	50	92	41	4	1	24	1	
09268	.1	1	94	41	4	1	28	1	
09269	.1	2	79	68	6	1	53	20	
09270	.2	1	180	37	15	1	45	2	
09271	.1	1	138	30	18	1	63	1	
09272	.1	1	73	215	131	1	98	9	DDH-9/10 loop
09273	.3	1	90	71	21	1	60	1	
09274	.1	3	22	8	2	1	13	4	
09275	.1	1	8	2	3	1	4	3	
09276	.1	1	37	51	1	1	36	1	
09277	1.5	1	54	64	78	1	39	24	
09278	.1	4	3	19	3	1	4	2	
09279	.1	1	173	36	14	1	96	4	
09280	.1	1	215	49	26	1	108	3	
BLK	1.7	23	1	1	3	2	6	5	

COMP: MINNOVA INC.
PROJ: 675 CRANBROOK
ATTN: G.WELLS/C.BURGE

MIN-EN LABS — ICP REPORT

705 WEST 15TH ST., NORTH VANCOUVER, B.C. V7M 1T2
(604)980-5814 OR (604)988-4524

FILE NO: 2V-0452-RJ2
DATE: 92/06/23
* ROCK * (ACT:F31)

SAMPLE NUMBER	AG PPM	AS PPM	BA PPM	CU PPM	PB PPM	SB PPM	ZN PPM	AU-FIRE PPB	
09281	.1	6	197	46	118	1	81	1	L 9250W 125N
09282	.1	11	5	19	6	1	19	1	
09283	.1	1	198	253	1141	1	11008	1	L 9370W 025S
09284	.1	1	141	26	43	1	316	1	
09376	.1	1	148	28	40	1	113	1	
09377	.1	9	153	17	16	1	43	1	Mt Mahon
09378	.5	542	241	6	29	1	128	2	

COMP: MINNOVA INC.
PROJ: 675 CRANBROOK
ATTN: G.WELLS/C.BURGE

MIN-EN LABS — WHOLE ROCK ANALYSIS

705 WEST 15TH ST., NORTH VANCOUVER, B.C. V7M 1T2
(604)980-5814 OR (604)988-4524

FILE NO: 2V-0452-RL1
DATE: 92/06/23
* ROCK * (ACT:F26)

SAMPLE NUMBER		AL2O3 %	BA %	CAO %	FE2O3 %	K2O %	MGO %	MNO2 %	NA2O %	P2O5 %	SIO2 %	SR %	TIO2 %	LOI %	S %
09251	G	13.51	.010	8.72	12.47	.77	7.56	.21	1.50	.09	50.95	.005	.83	2.10	1.18
09252	G	10.48	.005	9.69	10.01	.06	1.99	.27	.03	.21	59.34	.005	.44	6.30	4.80
09253	S	10.00	.005	7.72	6.93	.62	2.45	.16	.16	.17	68.27	.005	.47	2.40	1.79
09254	S	11.73	.035	2.08	8.27	1.95	2.15	.09	2.77	.11	67.47	.015	.45	1.70	1.57
09255	S	11.89	.045	.56	7.83	2.37	1.42	.03	2.08	.15	66.41	.010	.46	5.80	2.02
09256	G	5.57	.010	.88	19.19	.84	1.12	.02	.99	.31	57.75	.005	.22	12.30	11.80
09257	S	11.78	.040	1.43	5.11	1.81	1.67	.04	2.88	.06	71.86	.015	.40	2.00	.77
09258	S	11.86	.020	2.21	5.60	1.77	2.22	.06	2.66	.09	69.16	.020	.40	2.40	.95
09259	G	13.95	.000	7.69	13.18	1.55	5.95	.24	.38	.14	51.77	.005	1.02	3.20	.64
09260	G	13.65	.020	8.26	10.39	1.11	4.72	.21	2.00	.14	55.53	.010	1.18	1.80	.58
09261	S	11.33	.045	4.06	9.13	1.42	1.86	.05	1.68	.09	62.88	.015	.33	5.10	3.60
09262	S	13.07	.020	7.19	9.34	1.38	3.15	.13	.71	.16	58.78	.010	1.36	3.70	1.37
09263	Q	1.60	.005	.55	5.21	.37	.60	.03	.01	.04	88.42	.005	.24	1.40	1.54
09264	G	13.27	.020	8.04	13.59	1.22	6.12	.23	1.25	.08	50.41	.005	.68	4.00	1.58
09265	G	13.06	.015	7.61	13.95	1.11	6.06	.22	1.34	.10	50.27	.005	.70	4.50	2.54
09266	G	13.17	.035	8.00	15.75	1.15	5.83	.21	1.18	.07	48.50	.005	.66	4.10	2.23
09267	S	13.68	.030	3.67	3.97	2.94	2.24	.02	2.17	.13	67.06	.010	.53	2.50	1.00
09268	S	13.10	.070	2.75	4.57	3.73	2.71	.02	1.60	.13	67.31	.010	.52	2.20	.77
09269	S	10.40	.035	.84	5.61	2.31	2.04	.04	.95	.09	73.00	.005	.37	3.40	1.34
09270	S	13.74	.090	1.97	3.78	4.07	1.54	.05	1.68	.05	69.67	.020	.45	2.00	.55
09271	S	10.77	.030	1.05	4.13	1.89	1.56	.07	2.08	.03	75.12	.015	.39	1.90	.41
09272	S	13.95	.025	10.10	10.40	1.84	2.97	.13	1.69	.35	47.81	.015	.70	4.30	3.30
09273	S	13.06	.045	6.87	9.41	1.48	3.01	.15	1.38	.16	58.18	.005	1.23	4.00	1.44
09274	S	13.16	.010	.12	5.91	.40	1.17	.01	8.88	.10	60.75	.010	.50	3.00	.98
09275	S	16.52	.005	.01	4.79	.12	.11	.01	9.49	.05	65.88	.005	.09	2.00	2.10
09276	S	15.07	.010	8.55	11.14	.39	6.50	.18	1.76	.09	51.86	.005	.85	2.70	.82
09277	Q	12.51	.015	7.97	4.40	1.01	1.79	.09	.59	.14	64.30	.005	1.33	5.00	.52
09278	Q	.09	.005	.01	.76	.01	.02	.01	.01	.02	97.45	.005	.04	.40	.03
09279	S	12.61	.025	2.82	4.68	2.12	2.23	.08	2.77	.14	68.96	.015	.48	2.40	.72
09280	S	13.30	.060	1.75	6.39	2.91	2.89	.10	2.31	.11	66.23	.015	.43	2.50	.79

ANGUS CK RD.

COMP: MINNOVA INC.
PROJ: 675 CRANBROOK
ATTN: G.WELLS/C.BURGE

MIN-EN LABS — WHOLE ROCK ANALYSIS

705 WEST 15TH ST., NORTH VANCOUVER, B.C. V7M 1T2
(604)980-5814 OR (604)988-4524

FILE NO: 2V-0452-RL2
DATE: 92/06/23
* ROCK * (ACT:F26)

SAMPLE NUMBER	AL2O3 %	BA %	CAO %	FE2O3 %	K2O %	MGO %	MNO2 %	NA2O %	P2O5 %	SIO2 %	SR %	TIO2 %	LOI %	S %
09281	11.16	.015	2.72	6.09	1.73	2.39	.07	2.37	.13	69.06	.015	.43	2.60	1.52
09282	8.00	.005	4.46	3.09	.06	.17	.34	.13	.05	85.74	.005	.04	.50	.25
09283	9.50	.030	2.15	14.54	1.73	2.39	.13	1.59	.20	57.63	.010	.29	7.80	4.65
09284	10.18	.045	1.58	3.77	1.80	1.76	.04	1.50	.12	75.66	.015	.32	2.10	.28
09376	10.19	.065	.01	5.34	2.67	.72	.05	.23	.09	77.51	.005	.38	1.70	.07
09377	17.09	.065	.12	5.23	3.64	1.29	.12	.44	.09	68.21	.005	.56	2.30	.08
09378	12.88	.030	1.02	4.99	4.29	.75	.38	.08	.59	71.73	.005	.50	1.70	.06

SQS

not Malan

MINERAL • ENVIRONMENTS LABORATORIES
(DIVISION OF ASSAYERS CORP.)
SPECIALISTS IN MINERAL ENVIRONMENTS
CHEMISTS • ASSAYERS • ANALYSTS • GEOCHEMISTS

VANCOUVER OFFICE:
705 WEST 15TH STREET
NORTH VANCOUVER, B.C. CANADA V7M 1T2
TELEPHONE (604) 980-5814 OR (604) 988-4524
FAX (604) 980-9621

SMITHERS LAB.:
3176 TATLOW ROAD
SMITHERS, B.C. CANADA V0J 2N0
TELEPHONE (604) 847-3004
FAX (604) 847-3005

Geochemical Analysis Certificate

2V-0451-RG1

Company: MINNOVA
Project: 675 CRANBROOK
Attn: COLIN BURGE/CARY WELLS

Date: JUN-23-92
Copy 1. MINNOVA INC., VANCOUVER, B.C.

We hereby certify the following Geochemical Analysis of 17 ROCK samples submitted JUN-04-92 by C. BURGE.

Sample Number	B PPM	F PPM
92 TB 001	95	700
92 TB 002	30	530
92 TB 003	67	550
92 TB 004	239	830
92 TB 005	31	580
92 TB 006	96	850
92 TB 007	86	820
92 TB 008	61	790
92 TB 009	67	780
92 TB 010	43	540
92 TB 011	32	940
92 TB 012	6	870
92 TB 013	186	1080
92 TB 014	34	790
92 TB 015	16	550
92 TB 016	10	660
92 TB 017	41	730

Certified by _____