

4-22-91

DCH April 10/91

Kitsault , B.C.
R. Kirkham PTS samples

KQ 86-35

Finely disseminated to stringers of pyrite in places associated with hematite with traces of galena and sphalerite.

KQ 86-30A

Fine grained framb. to subhedral pyrite with traces of coarse euhedral arsenopyrite, angular fragments of carbonaceous matter and fine sphalerite.

KQ 86-30B

Fine grained euhedral to clusters of pyrite with some pyrite as botryoidal growths concentrated in distinct areas and a few euhedral arsenopyrite.

KQ 86-30D

Pyrite-rich with numerous framb, abundant sphalerite with distinct deformation texture with flow in sphalerite and brecciated fragments of pyrite. Coarser pyrite are botryoidal. Gangue is mainly quartz and mica.

KQ 86-30E

Fine framb. pyrite concentrated in stringers with minor sphalerite, trace of arsenopyrite and carbonaceous matter. Some framb. pyrite are enclosed in arsenopyrite.

KQ 86-30G

Fine framb. pyrite with fine grained sphalerite and some limonitic alteration.

KQ 86-30H

Fine framb. pyrite with fine grained sphalerite, some carbonaceous matter, trace galena.

KQ 86-30I

Minor framb. pyrite and fine grained sphalerite with some subhedral pyrite.

KQ 86-30J

A few disseminated framb. to subhedral fine grained pyrite and trace of sphalerite.

KQ 86-32

Sphalerite-rich with minor framb. pyrite, minor galena some of which has a botryoidal texture.

KQ 86-33A

Coarse sphalerite with inclusions of galena, chalcopryite, pyrite. Some coarse galena. Barite in matrix.

KitsaultSphalerite

Section	Zn	Fe	Mn	Cd	Cu	Hg	S
K9 86 -30 D	64.7	1.8	0.2	0.5	-	0.06	32.7
-30 E	65.4	1.2	0.2	0.4	-	-	32.7
-30 G	62.6	1.1	2.8	0.3	-	0.04	32.9
-30 I	62.9	0.8	2.0	0.3	-	-	33.0
-30 J	59.0	3.1	1.5	0.04	-	-	34.0
-33a	65.9	0.6	-	1.11	0.2	0.08	32.6
-32	64.1	1.1	0.07	1.08	-	-	32.2
-30 H	63.5	1.8	1.05	0.4	-	0.05	32.8

Kitsault

Carbonates + Sulphates

Section	CaO	MgO	MnO	SO ₃	FeO	BaO	SrO	ZnO
KQ86-30H	54.8	-	1.0	0.04	0.3	-	0.9	-
	54.2	0.3	0.7	0.06	0.4	-	0.2	.07
	51.7	0.1	2.0	0.2	0.5	-	0.1	-
	50.9	0.3	2.4	.09	0.2	0.1	1.3	.07
	50.7	0.1	1.5	1.1	0.3	-	0.4	-
1KQ86-30A	52.8	0.5	1.6	-	0.6	-	0.1	-
	54.3	0.1	0.7	0.9	0.3	0.1	0.3	-
	53.6	-	1.0	-	0.2	-	0.6	-
KQ86-32	51.9	0.1	2.4	0.6	0.3	-	0.3	0.3
	53.0	-	1.2	1.3	0.4	-	0.3	0.2
	51.5	0.1	1.9	1.3	0.7	-	0.4	0.2
KQ86-30J	0.1	-	0.03	44.8	0.05	0.3	56.8	-
	0.1	-	-	45.2	-	0.3	56.7	-
	53.3	-	1.6	0.5	0.6	-	0.2	-
	53.2	-	1.7	0.8	0.1	-	0.1	-
KQ86-30I	0.2	-	-	45.0	-	1.2	55.5	-
	0.3	-	-	45.3	-	0.2	56.6	-
	-	-	-	44.9	-	0.9	55.3	-
	53.3	-	1.9	0.5	0.1	-	0.8	-
	57.1	-	1.4	0.4	0.1	-	0.5	-
KQ86-30B	55.4	-	1.1	-	0.2	0.08	0.1	-
	53.0	-	0.8	-	0.3	-	0.2	-

Section	CaO	MgO	MnO	SO ₃	FeO	BaO	SnO	ZnO
KQ86-30G	0.8	-	-	45.6	-	0.2	55.1	0.1
	-	-	-	44.9	0.2	0.9	56.2	0.2
	51.5	-	3.2	-	0.1	0.1	0.6	-
	53.3	-	2.5	0.2	0.3	0.09	0.2	-
KQ86-30E	56.3	0.07	4.1	-	0.2	-	0.7	-
	50.9	-	2.6	0.1	0.1	-	0.8	-
	50.6	-	2.6	0.2	0.2	0.3	0.2	-
	48.9	1.2	2.3	0.3	1.2	-	0.2	0.1
KQ86-35	51.6	-	2.7	-	0.8	-	-	0.1
	54.7	-	0.2	-	0.2	-	0.2	-
	50.6	-	2.9	-	1.0	0.06	0.2	-
KQ86-33a	-	-	-	34.2	-	64.3	2.0	-
	-	-	-	34.1	-	65.0	1.2	-
	-	-	-	33.9	-	66.5	0.4	-

Kitsault, B.C. Sample Locations Jan. 14/92

1) Kit Property

a) Main Showing ~~area~~
KQ-86-30A to J
ddh #87-1

~~b) Discovery Showing
ddh #89-11~~

b) Discovery Showing
KQ-90-124
125
126

c) West End Showing
~~KQ-86-32~~
KQ-89-26 A to F

2) Ace / Galena (Frog Clasts)

Ace - Galena

a) Summit Lake
KQ-90-123

b) South Frog
KQ-90-122

c) KQ-90-119 (unnamed occurrence)

d) "Upper" Bluebird (quartz vein system)
KQ-90-113

e) "Lower" Bluebird
KQ-90-121C

Mineral Compositions

- Kit, Main Showing
- ddh #87-1
- ddh #89-11
- Discovery Showing
- West End Showing
- Summit Lake
- South Frog
- KQ-90-119 occurrence

Sphalerite

Celestite

Barite

Calcite

3

g) Homestate
KQ-89-31, 32, 33, 34

(Kitsault)

MINERAL COMPOSITIONS

Sphalerite

Kit
~~Kit~~ Main

Fe Zn Cd Mn S

Discovery

West

Ace-Galena

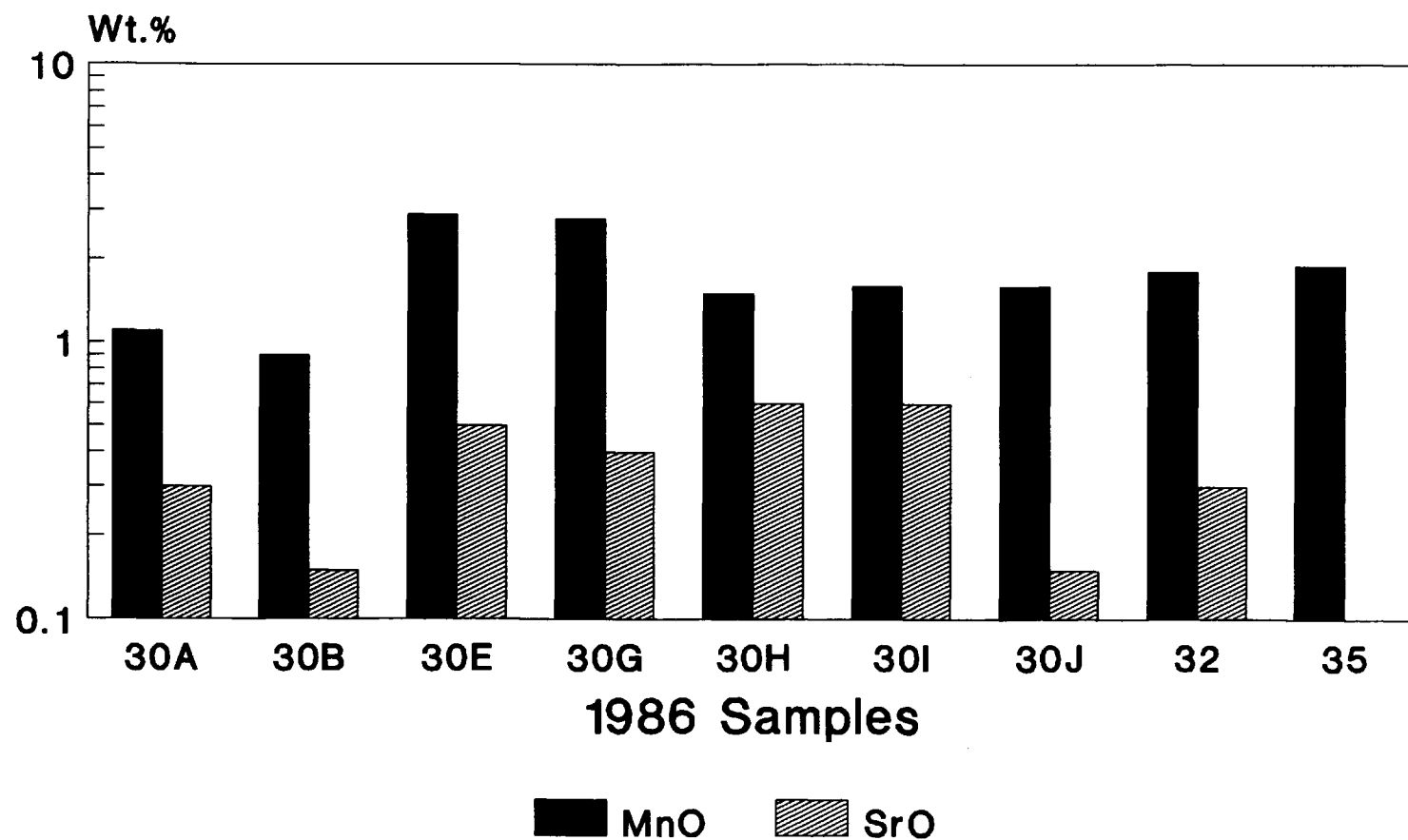
Torbrit

Celestite

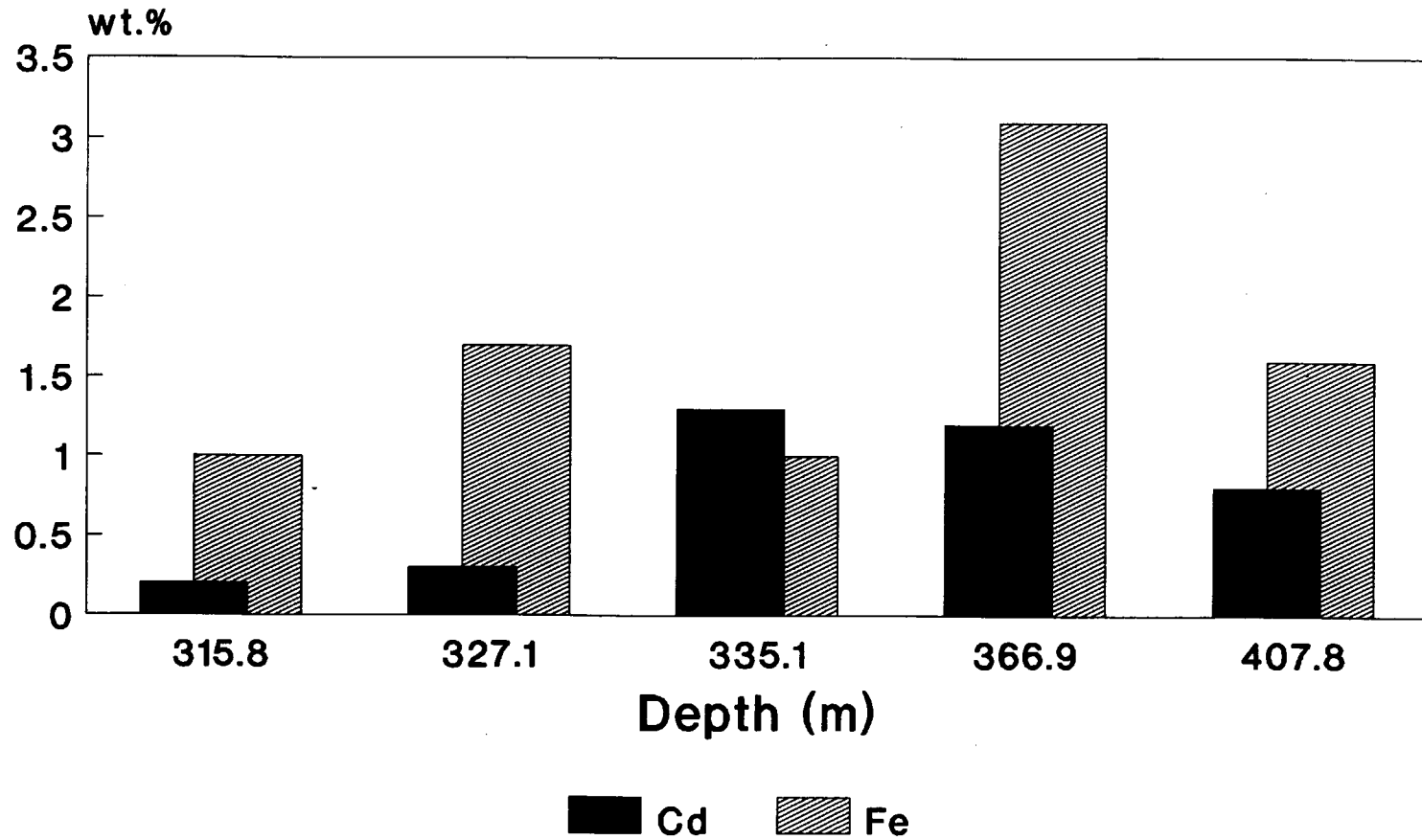
Kit

Celestite

Kitsault Carbonate *Calcite*

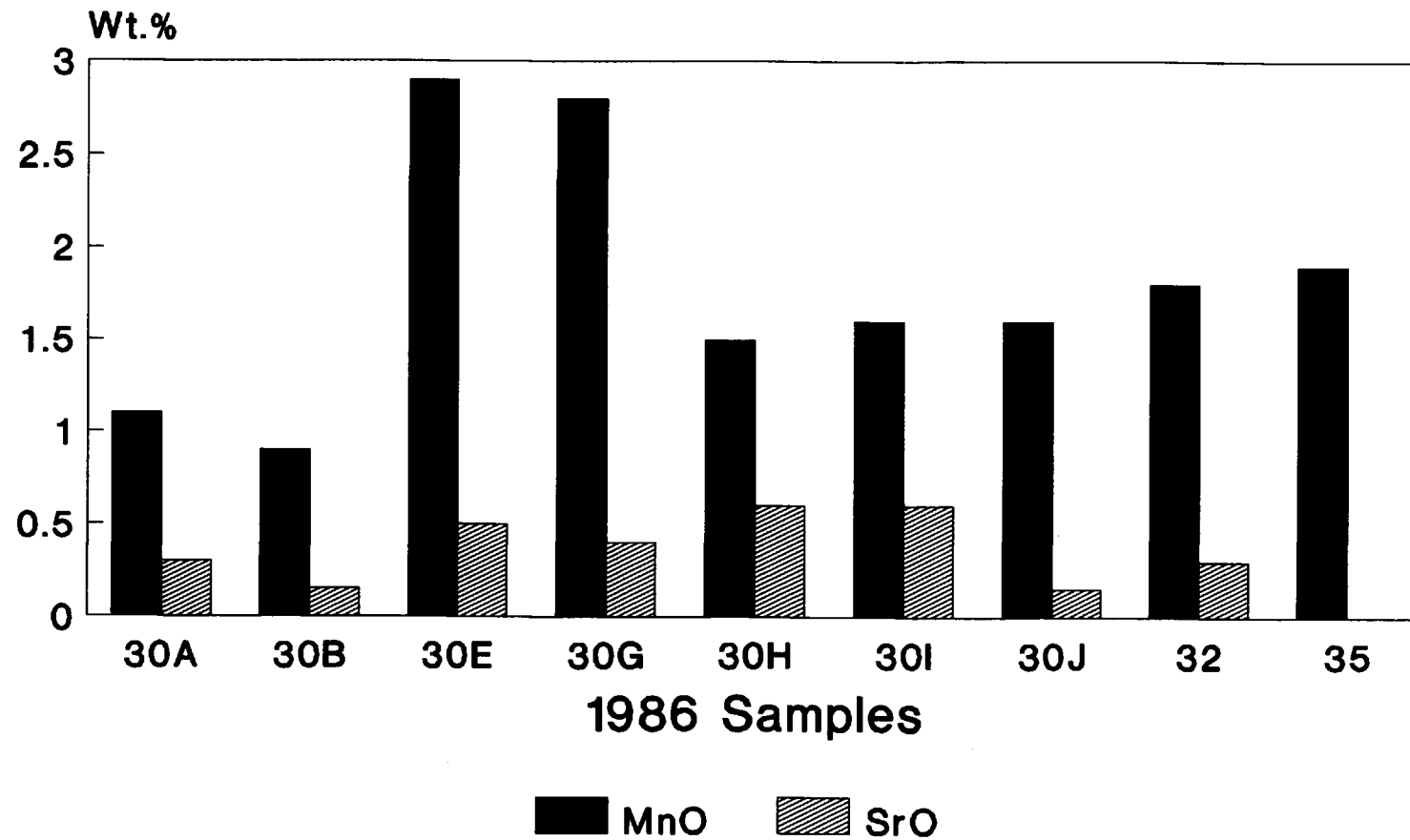


Kitsault Sphalerite

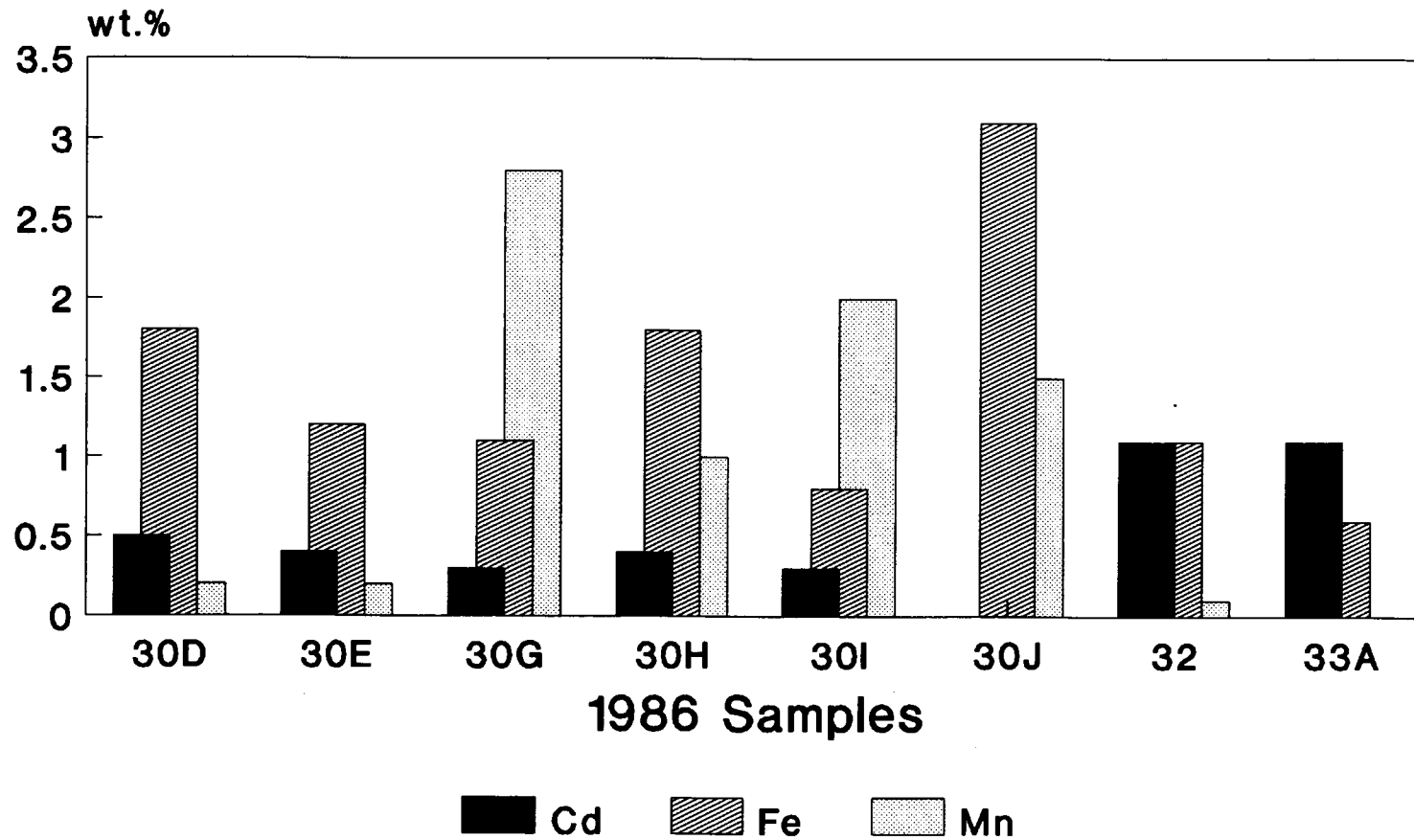


Drill Hole 89-11

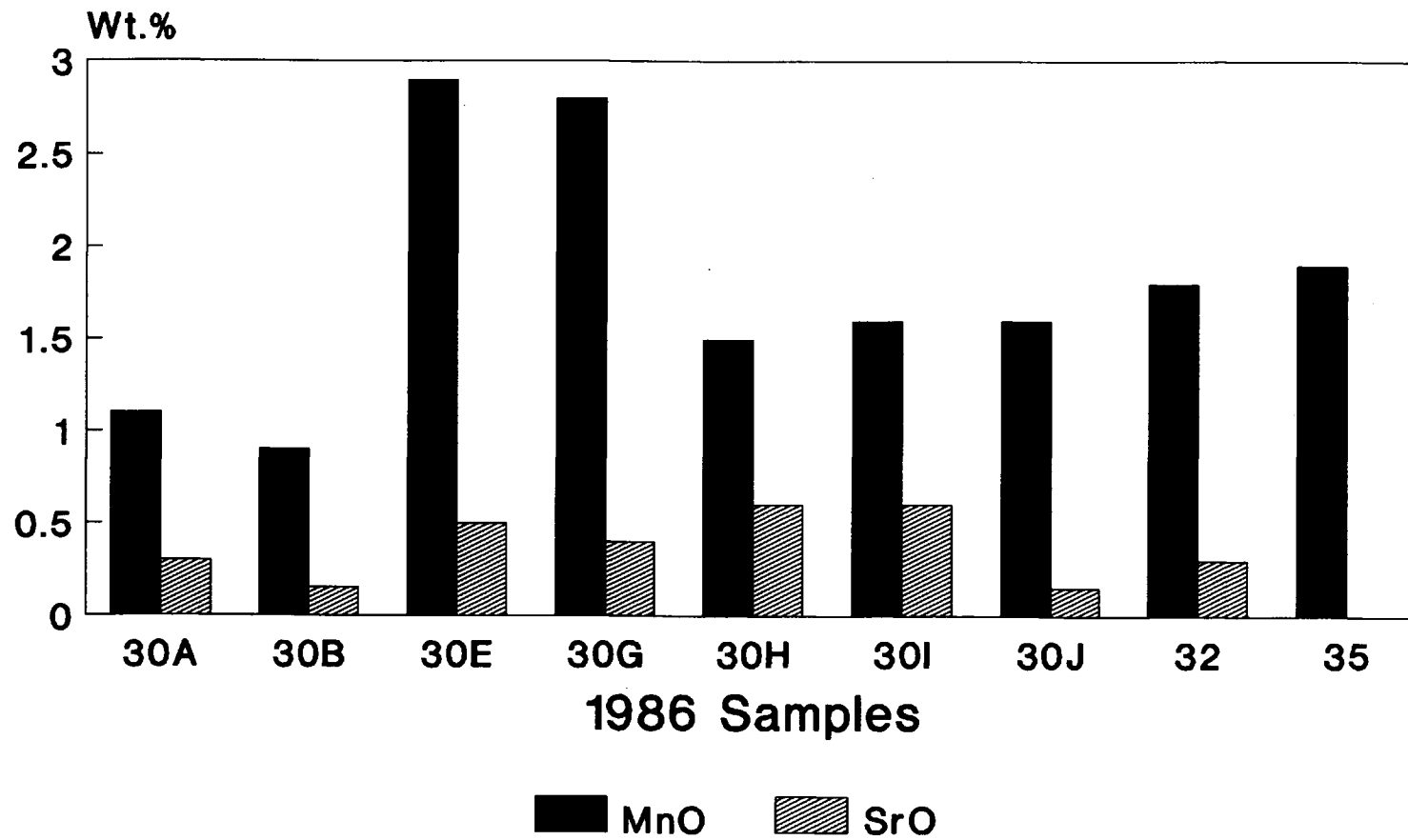
Kitsault Carbonate



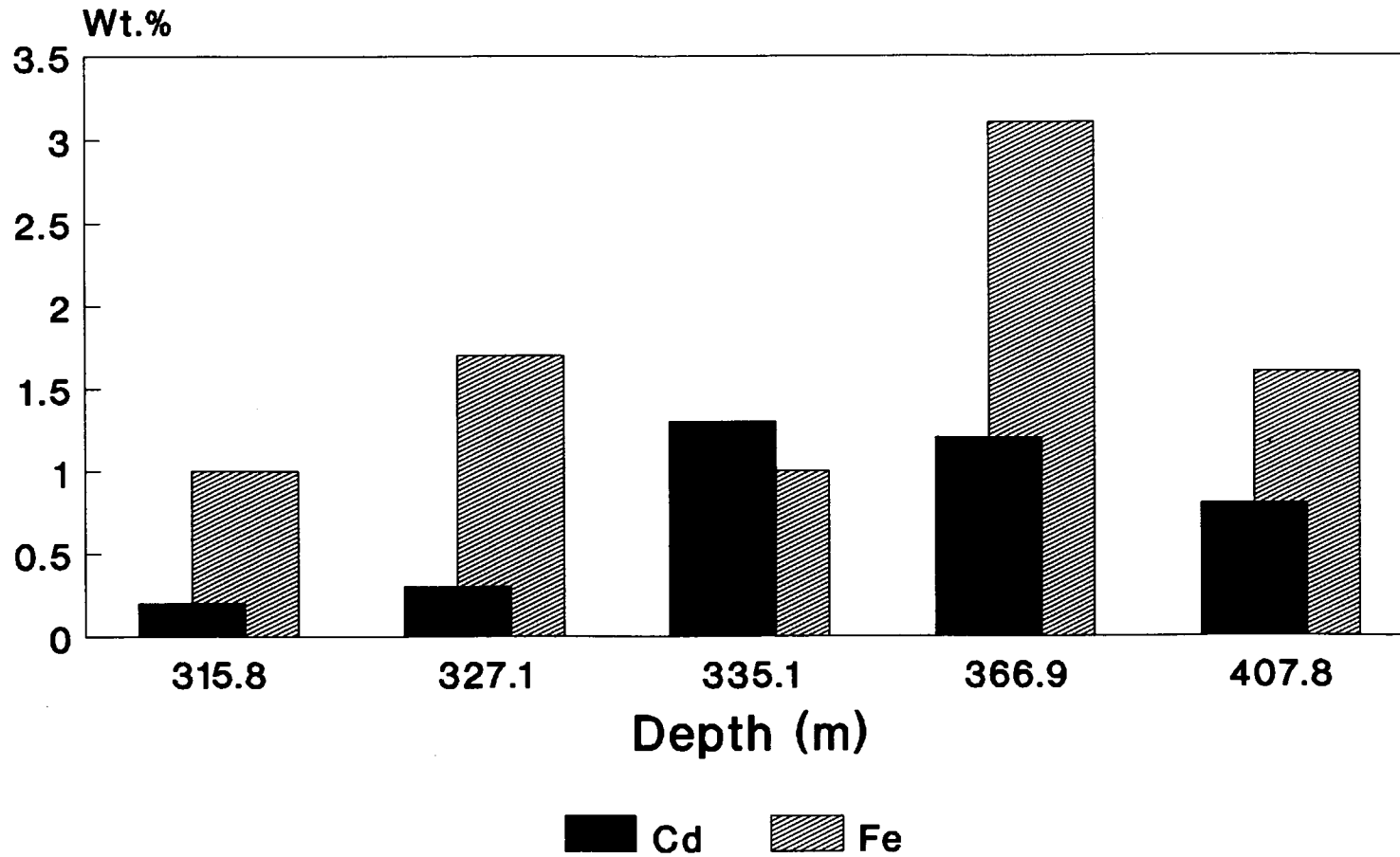
Kitsault Sphalerite



Kitsault Calcite



Kitsault Sphalerite



Drillhole 89-11

Mark Hannington

layered sphalerite
old Ace Galena
dd core

SAMPLE: KQ90-120 DATE: 11/21/1990
SPECTRUM: KQ90.DAT 11-20-90 PEAK LIBRARY:MHA4

DETEC. POS. WEIGHT TI(H) TD(H) TC(S) FLUX DT(%)
G 1 .1173 16.0 156.9 4389.(L) 2.5 3.11

ELEMENT	PPM	ERROR	CSBN ENERGY	PEAK AREA
FE	12528.7800	522.6498	FE 1099.	1741.
ZN	134530.8000	244.7823	ZN 1116.	307146.
AG	45.5590	3.2935	AG S 658.	1645.
AS	32.8290	.6675	AS 559.	5935.
SB	278.1803	.4709	SB 564.	370495.
SB	286.1610	1.4543	SB 603.	53202.
CO	10.9412	.8070	CO 1333.	565.
SE	-6.8237	4.1531	SE 136.	-378.
SE	1.3463	6.4452	SE 265.	45.
CD	2322.0880	15.6429	CD 527.	34114.
NP	7.3372	.1454	NP 106.	11805.
U	18.0884	.6033	U 278.	8380.
AU	.0070	.0052	AU S 412.	199.
MO	11.8768	2.5841	MO U 140.	1347.
W	67.0747	23.6248	W 480.	338.
TE	-1.3987	4.4967	TE 365.	-57.
BA	572.7673	130.8892	BA 216.	854.
BA	463.2828	81.6980	BA 496.	690.
NA	285.7468	23.1602	NA S 1369.	690.

Sample Examination Report

M 90-21(5)

Submitted by: R.V. Kirkham Date submitted: Oct 24/90Title of study: Kitsoolt, B.C. Project No. 700059Sample description: KQ-90-121
121ALocality: Silver Butte (A&E Galena) PropertyInformation and data required: X-ray mineral identifications
121 - ① minute grey metallic crystals - arsenopyrite?
② main fine-grained grey metallic mineral - galena?

Results:

- ① Arsenopyrite? grains = Galena + Arsenopyrite X-73948
 ② Galena? = Galena X-73947

Signed: Andrew C. Peden Date: 25/10/90 Approved: _____

Mineralogy Section

Section Head

Copies to: 1. Section File 2. R.V. Kirkham 3. _____

Sample Examination Report

M 90-21(2)

Submitted by: Rod Kirkham Date submitted: Sept. 29/90Title of study: Kitsault area, B.C. Project No. 700059Sample description: 2 specimens - layered grey rock
KQ-90-120ALocality: old Silver Butte core Ace galena areaInformation and data required: rapid confirmation of chemical
sedimentation (ie. presence of sphalerite, celestite ± strontianite)
- 4 or 5 X-ray mineral identifications as indicated)

Results:

#1 - Sphalerite + Galena + Calcite + Quartz + Mica Sp.#2 - Quartz + Calcite + Sphalerite + Galena + Kadinite / Serpentine#3 - Quartz + CalciteSigned: Robert C. Delabre Date: 2/10/90 Approved: _____

Mineralogy Section

Section Head

Copies to: 1. Section File 2. R.V. Kirkham 3. _____

Sample Examination Report

M 89-43(4)

Submitted by: R.V. Kirkham Date submitted: Oct. 19/89Title of study: Kitvaalt Lake, B.C. Project No. 700059

Sample description:

Minerals for X-ray identification circled in red.

Locality:

Information and data required:

KQ-89-26A - pale non-metallic layer - celestite?
 26C - pale grey metallic crystals - arsenopyrite?
 26F - 1) pale non-metallic layer - (celestite?) - 2) grey-brown layer - unknown

Results:

26 A = Quartz + Strontianite X-73354
 26 C = Arsenopyrite + Pyrite X-73355
 26 F celestite? = Quartz + Celestite X-73357
 26 F grey-brown layer = Quartz + Celestite + Calcite X-73356

Signed: Andrew Toledo Date: 20/10/89 Approved: _____

Mineralogy Section

Section Head

Copies to: 1. Section File 2. R.V. Kirkham 3. _____

Sample Examination Report

M 89-43(4)

Submitted by: R.V. Kirkham Date submitted: Oct. 19/89Title of study: Kitvaull Lake, B.C. Project No. 700059

Sample description:

Minerals for X-ray identification circled in red.

Locality:

Information and data required:

KQ-89-26A - pale non-metallic layer - celestite?
 26C - pale grey metallic crystals - arsenopyrite?
 26F - 1) pale non-metallic layer - celestite? - 2) grey-brown layer -
antimonite

Results:

26 A = Quartz + Strontianite X-73354
 26 C = Arsenopyrite + Pyrite X-73355
 26 F celestite? = Quartz + Celestite X-73357
 26 F grey-brown layer = Quartz + Celestite + Calcite X-73356

Signed: Andrew Beetham Date: 20/10/89 Approved: _____

Mineralogy Section

Section Head

Copies to: 1. Section File 2. R.V. Kirkham 3. _____

Sample Examination Report

M 89-43(4)

Submitted by: R.V. Kirkham Date submitted: Oct. 19/89Title of study: Kitlaqt Lake, B.C. Project No. 700059

Sample description:

Minerals for X-ray identification circled in report

Locality:

Information and data required:

KQ-89-26A - pale non-metallic layer - celestite?
 26C - pale grey metallic crystals - arsenopyrite?
 26F - 1) pale non-metallic layer - celestite? - 2) grey-brown layer
 underneath

Results:

26 A = Quartz + Strontianite X-73354
 26 C = Arsenopyrite + Pyrite X-73355
 26 F celestite? = Quartz + Celestite X-73357
 26 F grey-brown layer = Quartz + Celestite + Calcite X-73356

Signed: Andrew Roberts Date: 20/10/89 Approved: _____

Mineralogy Section

Section Head

Copies to: 1. Section File 2. R.V. Kirkham 3. _____

Sample Examination Report

M 89-43(8)

Submitted by: Rod Kirkham Date submitted: Dec. 8/89Title of study: Kitsault area, B.C. Project No. 700059Sample description: KQ-89-26C

Locality:

Information and data required: x-ray identification of main semi-metallic brown mineral - sphalerite (+pyrite?)?

Results:

sphalerite? = Sphalerite + Pyrite + Quartz + Calcite
X-73417Signed: Andrew C. Probert Date: 11/12/89 Approved: _____

Mineralogy Section

Section Head

Copies to: 1. Section File 2. R.V. Kirkham 3. _____