



# **GEDDES RESOURCES LIMITED**

PENDER PLACE #1400 - 700 WEST PENDER ST., VANCOUVER, B.C. V6C 1G8 TEL. (604) 682-2392 FAX. (604) 682-7047

114P 2

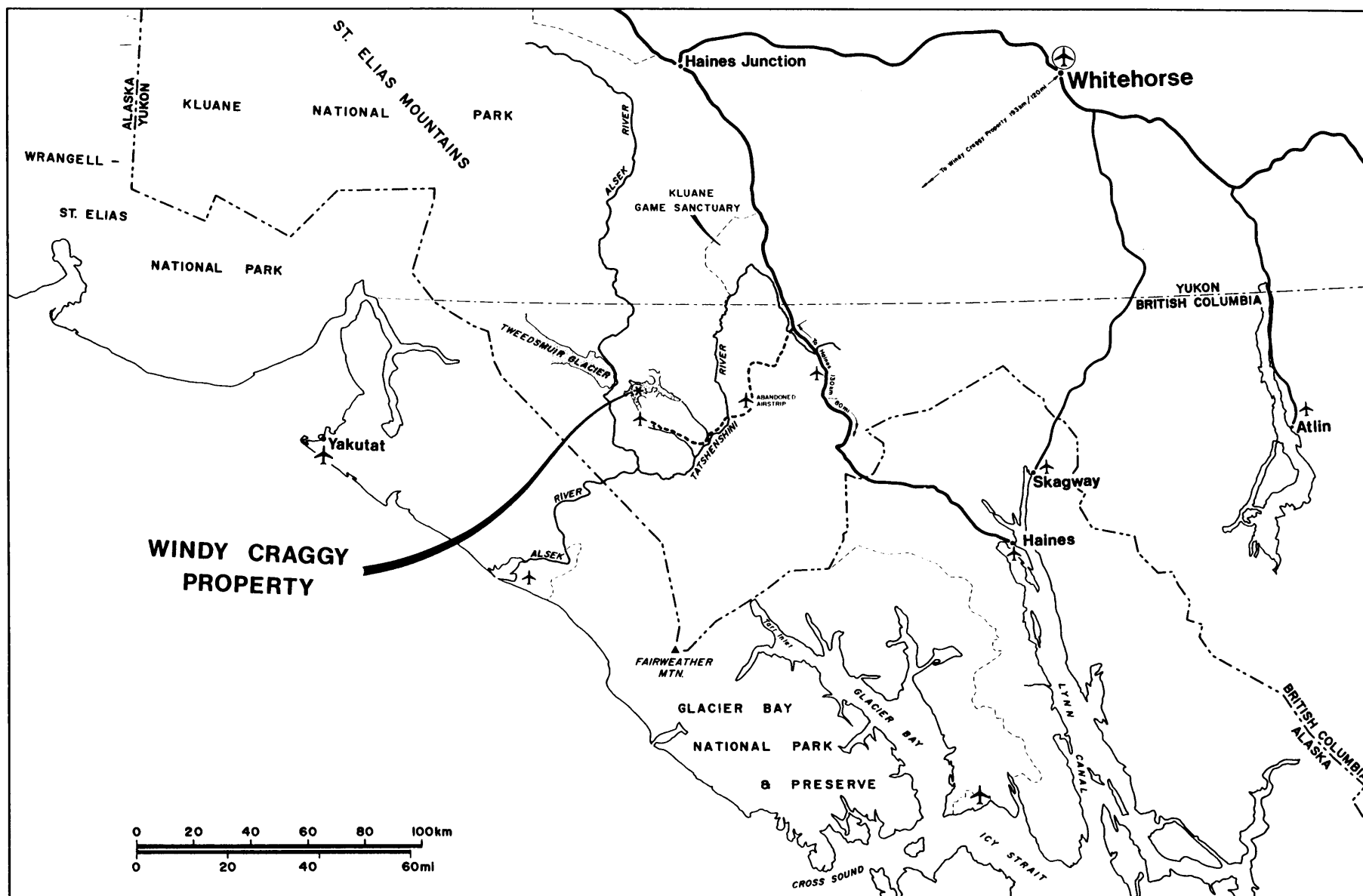
020381

## **VISITORS' BRIEFING**

## **WINDY CRAGGY PROJECT**

**GEDDES RESOURCES LIMITED  
AUGUST 1992**







## EXPLORATION DATA

### Property History

1957 -	Prospecting discovery by J. McDougall, Frobisher Ltd.
1958 - 1980	Limited exploration and surface drilling by Falconbridge Limited.
1981 -	Joint venture between Falconbridge Ltd. and Geddes Resources Ltd.
1983 -	Geddes acquires 100 percent interest subject to Falconbridge net profit interest.
1981 - 1986	Surface drilling, mapping, airborne geophysical survey, airstrip construction.
1987 - 1990	Underground exploration program - drifting, drilling and sampling.
-	Surface exploration - access road, drilling and sampling.
-	Pre-feasibility studies, engineering and environmental baseline studies.
1990 - 1992	British Columbia mine development review process, mine permitting in Canada and Alaska.

### Exploration Program

Underground development	-	4,139 metres
Drilling	-	47 surface holes
	=	14,634 metres
	-	7 geotechnical
	=	997 metres
	-	146 U/G holes
	=	<u>48,878</u> metres
<b>Total</b>		<b>64,509 metres</b>

Bulk sampling - surface and underground.

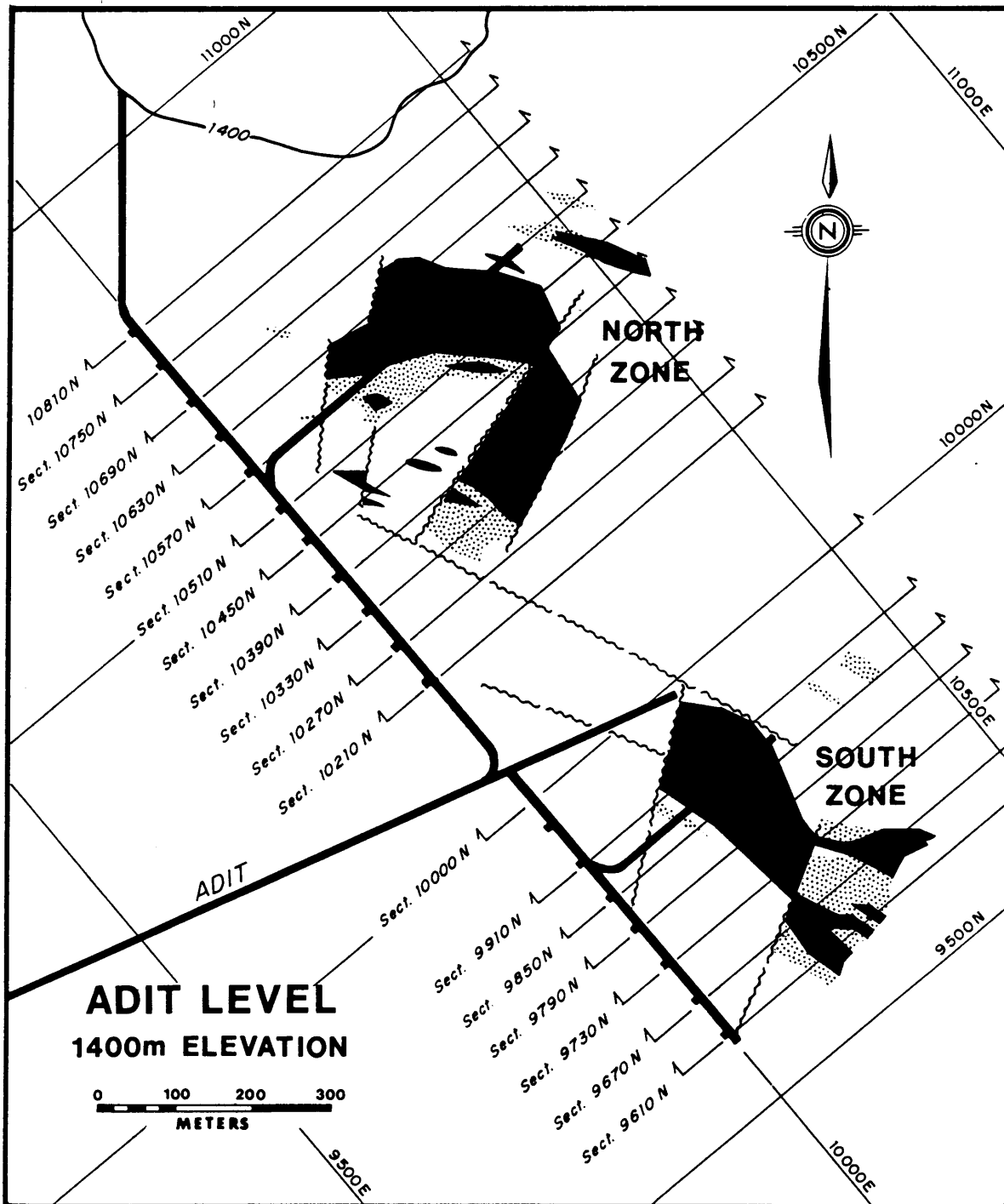
### Expenditures

Exploration programs	-	\$47.0 million.
----------------------	---	-----------------



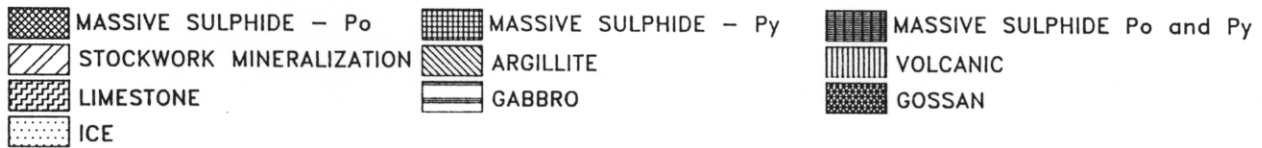
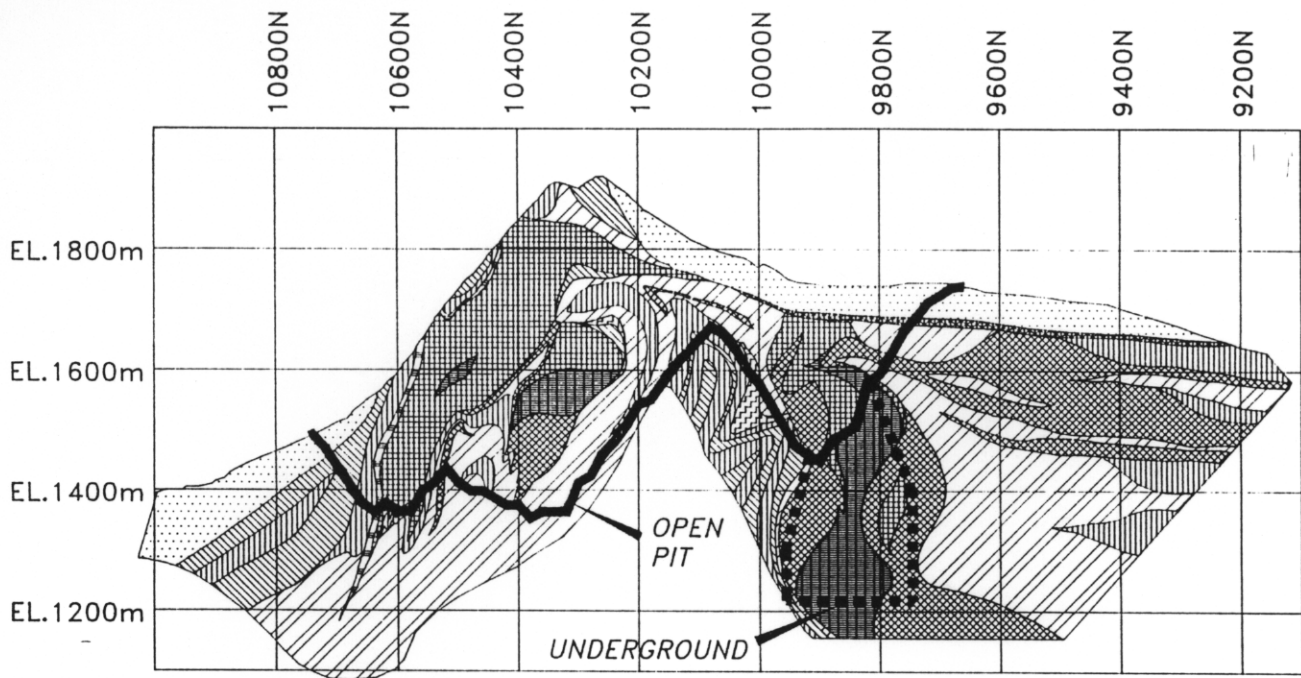
# DEPOSIT OUTLINE

WINDY CRAGGY DEPOSIT





# LONGITUDINAL SECTION 10210E

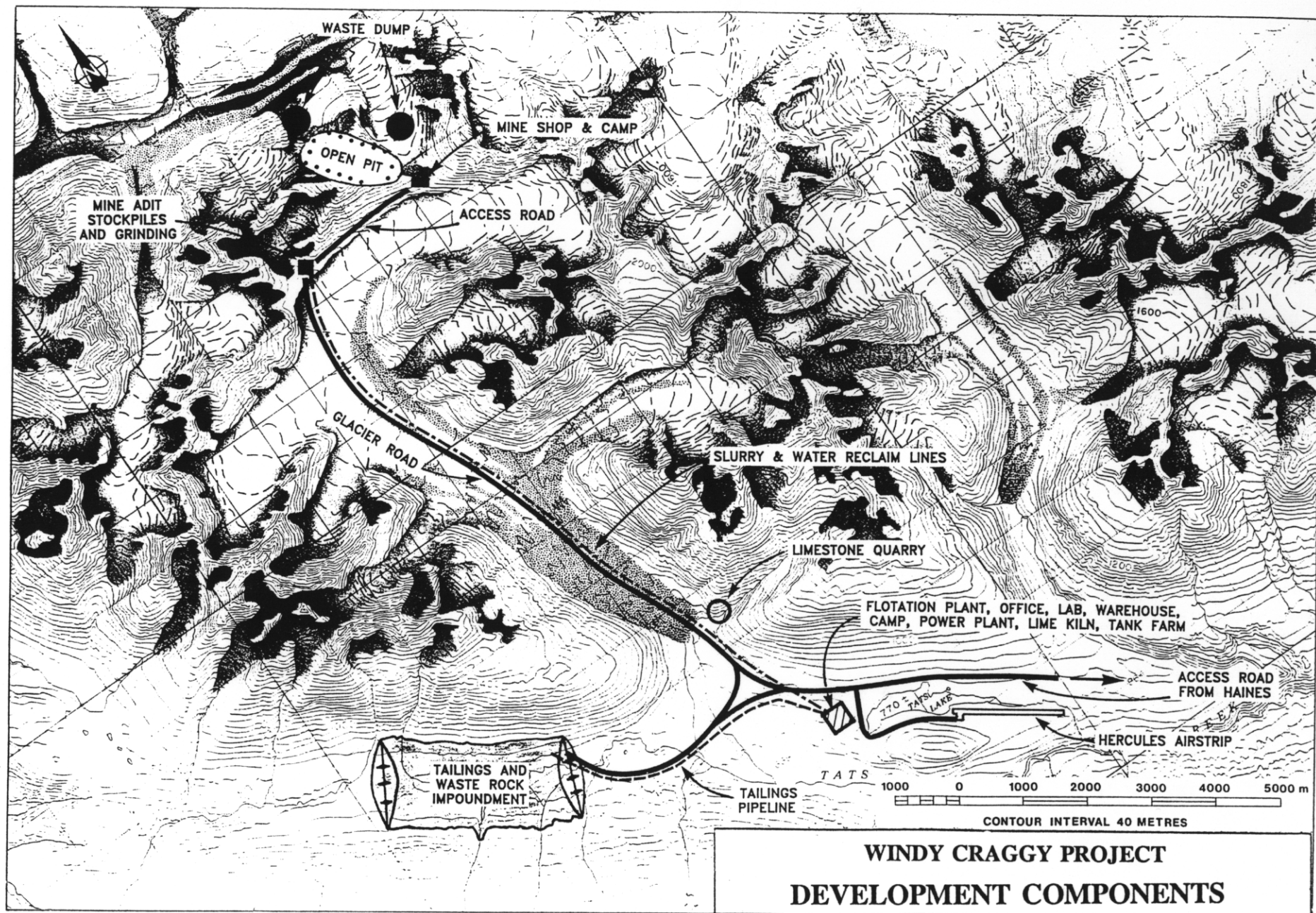


## RESERVES

### GEOSTATISTICAL AT 0.5% COPPER CUT-OFF

	<u>CATEGORY</u>	<u>METRIC TONNES</u>	<u>% COPPER</u>
ALL ZONES:			
	PROVEN	29,430,000	1.75
	PROBABLE	162,410,000	1.59
	POSSIBLE	<u>80,650,000</u>	<u>1.02</u>
	SUB-TOTAL	272,490,000	1.44
NOT ASSIGNED TO ZONES:			
		<u>24,949,000</u>	<u>0.72</u>
	TOTAL	297,439,000	1.38

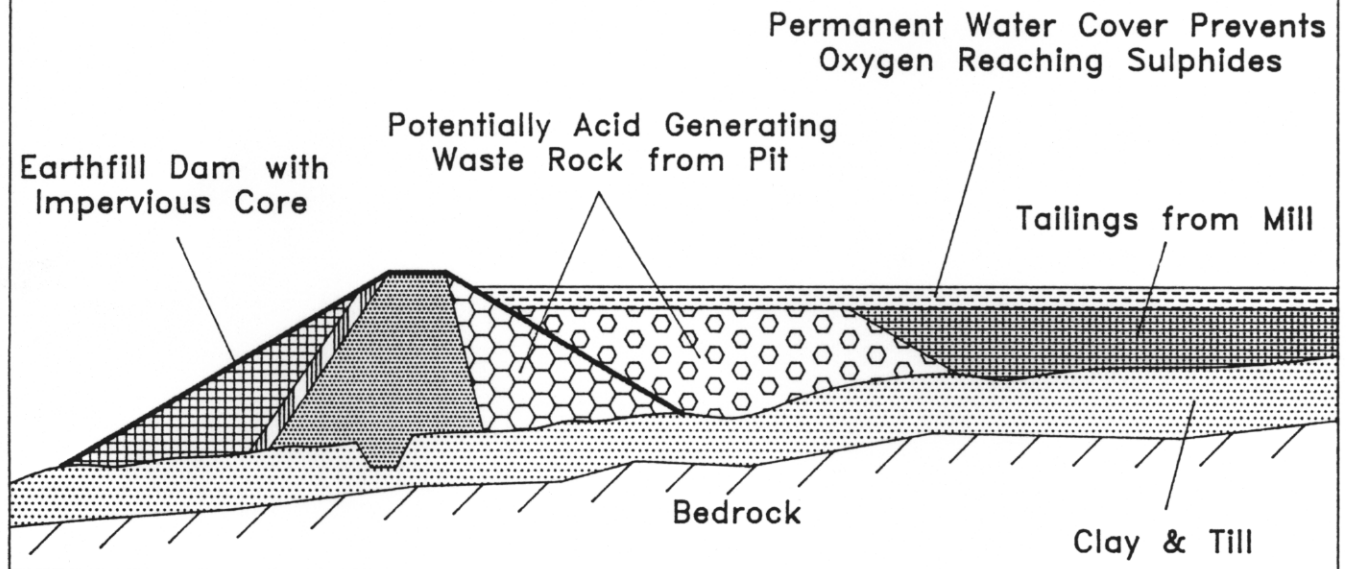







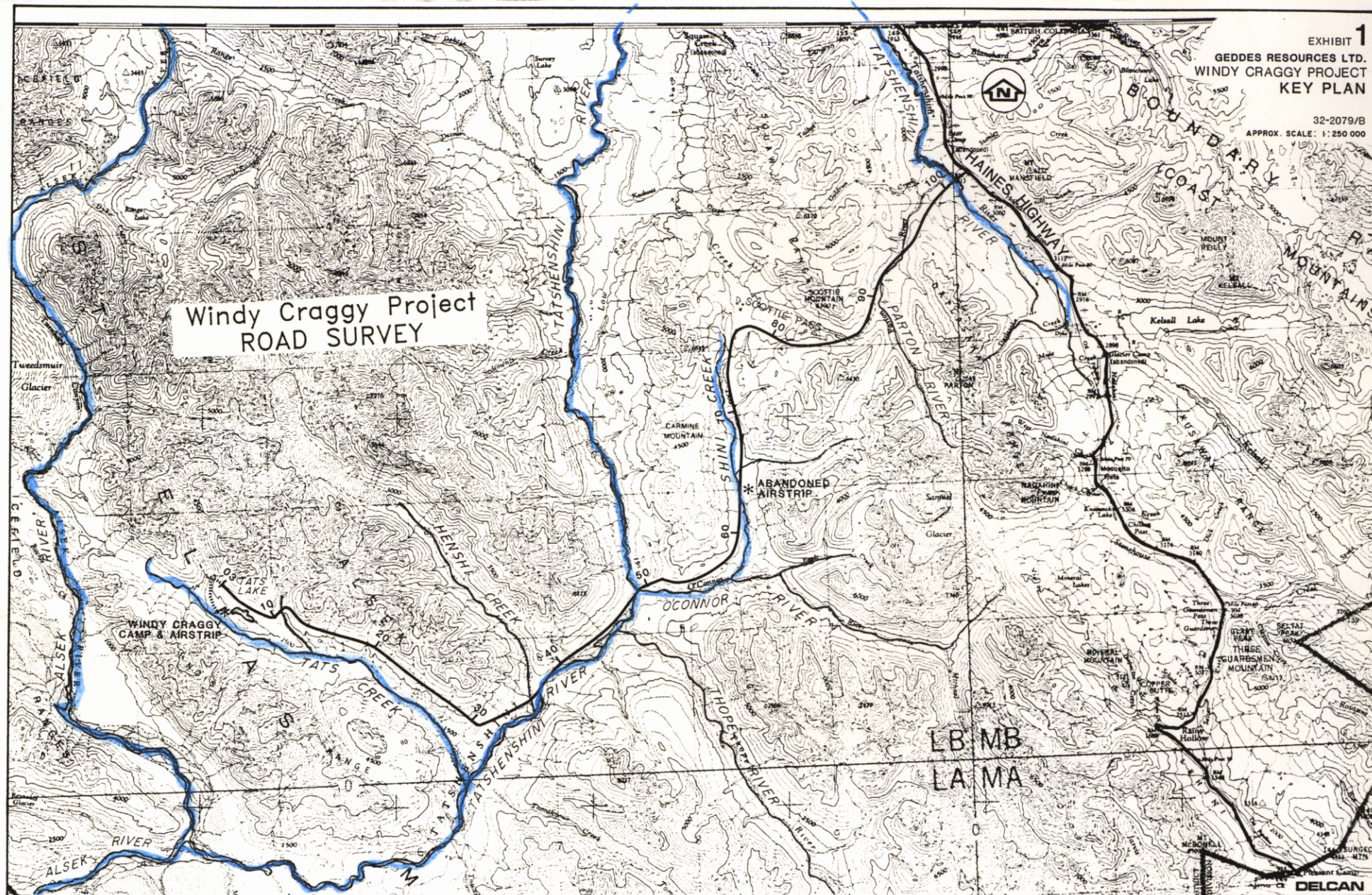
# WASTE MANAGEMENT PLAN

## TAILINGS AND WASTE ROCK IMPOUNDMENT



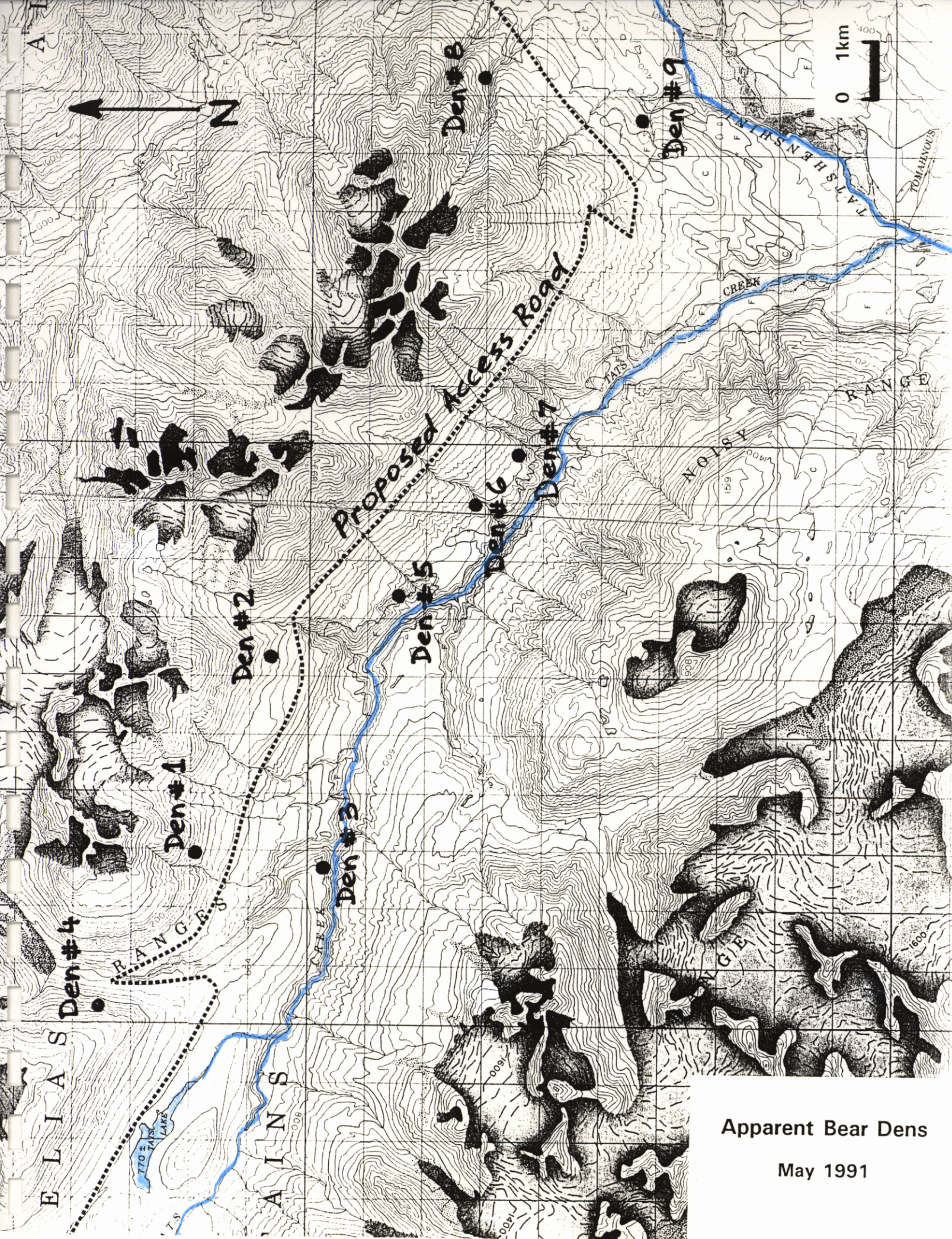
- **SEPARATE WASTE ROCK AS MINED**
  - ACID CONSUMING WASTE ON DUMPS
  - POTENTIALLY ACID GENERATING WASTE IN THE IMPOUNDMENT
- **TAILINGS IN THE IMPOUNDMENT**
- **DRAINAGE WATER COLLECTION, RECYCLE AND TREATMENT**
- **ARD TEST PROGRAM**
- **CLOSURE CONDITIONS**
  - OPEN PIT DRAINAGE
  - IMPOUNDMENT LONG TERM STABILITY





DELCAN



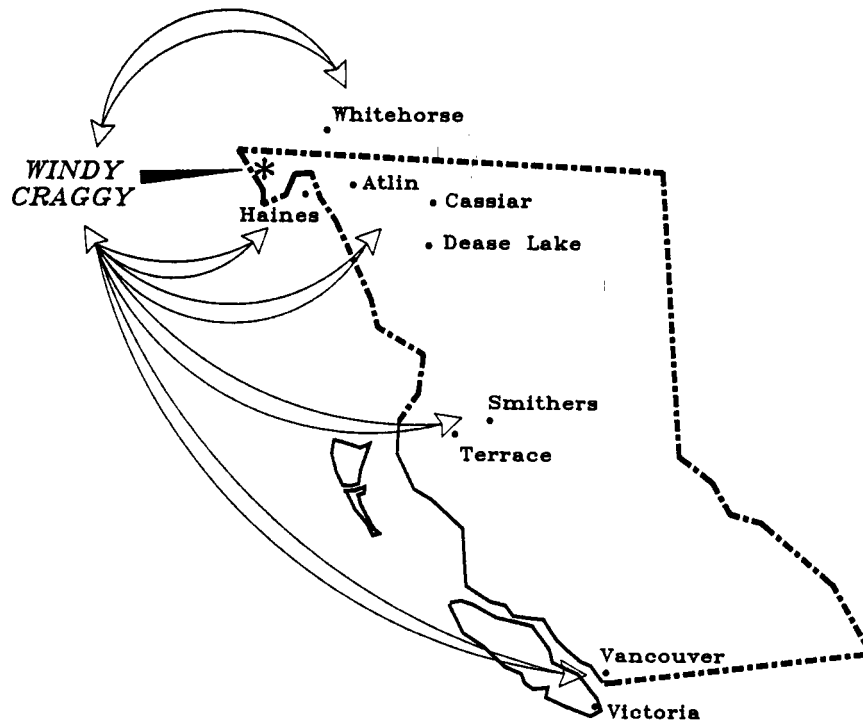


### Apparent Bear Dens

May 1991



# PROJECT ECONOMICS/BENEFITS



RESERVES: 297 MILLION TONNES @ 1.4% COPPER  
(Using 0.5% Cu cutoff grade)

INVESTMENT: \$550 MILLION FOR INITIAL DEVELOPMENT

MINE LIFE: + 20 YEARS FOR PRESENT MINING PLAN

ANNUAL EXPENDITURES: \$150 MILLION/YEAR AVERAGE

GROSS METAL VALUE RECOVERED: \$8.5 BILLION  
(At current metal prices)

## EMPLOYMENT:

DIRECT - 500 Jobs in B.C., Yukon and Alaska  
INDIRECT - Approx. 1,500 jobs for contractors, suppliers and other support

## DIRECT TAX BENEFITS: (First 20 Years)

	<u>B.C.</u>	<u>CANADA</u>	<u>TOTAL</u>
PERSONAL INCOME TAX	\$ 95 M	\$190 M	\$ 285 M
MINING TAX	260 M	--	260 M
CORPORATE INCOME TAX	245 M	355 M	600 M
SALES TAX: FUEL	65 M	--	65 M
SUPPLIES	<u>55 M</u>	<u>--</u>	<u>55 M</u>
	\$720 M	\$545 M	\$1,265 M

## INDIRECT TAX BENEFITS:

Prorata additional amounts, Provincial and Federal.