

SHEET NO. 1
FILE NO. 290151/167

J. R. WILLIAMS & SON LTD.

RECEIVED

MAY 5 5 58 AM '67
MAY 8 1967

PROVINCIAL ASSAYERS

580 NELSON STREET

010373


PROPERTY FILE

VANCOUVER 2, B. C. May 1st 1967

RESULTS of Assays made on samples of ore submitted by: **HIGHMONT MINES LTD.**

MARK	T. Cu. %	Ox. Cu. %	Copper %	Mo %
10171	0.12	0.05		0.005
10172	1.12	0.10		0.052
10173	0.07	0.02		0.005
10174	0.07	0.02		0.005
10175			0.05	0.006
10176			0.10	Trace
10177			0.07	0.002
10178			0.17	0.036
10179			0.22	0.002
10180	0.07	0.02		0.010
10181	0.09	0.04		Trace
10182	0.25	0.05		Trace
10183	0.19	0.05		Trace
10184			0.17	Trace
10185			0.12	0.006
10186			0.22	0.002
10187			0.37	0.007

Assays made by:



May 1, 1967

To: John Britton, Britton Research Ltd.

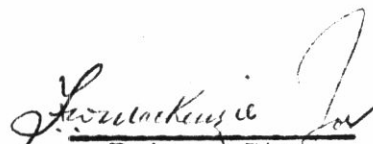
From: Peter Stym, Brenda Mines Ltd.

Subject: SAMPLES - HIGHMONT MINING CORPORATION LTD.

In accord with your request, herewith assay results of 17 samples sent from Highmont Mining Corporation:

<u>Sample No.</u>	<u>% Cu</u>		<u>% Mo</u>	
10171	.104	.104	.004	.004
10172	1.20	1.22	.080	.080
10173	.058	.060	.002	.002
10174	.056	.056	.006	.006
10175	.036	.036	.012	.012
10176	.090	.092	.005	.005
10177	.054	.054	.006	.006
10178	.166	.166	.050	.050
10179	.202	.200	.010	.010
10180	.040	.040	.014	.014
10181	.022	.022	.002	.002
10182	.208	.208	.006	.006
10183	.216	.216	.004	.004
10184	.168	.168	.004	.004
10185	.138	.136	.004	.003
10186	.248	.244	.002	.002
10187	.332	.332	.013	.014

The above results were 'phoned to office of Mr. John Wood on April 27th.


Peter Stym

cc: Highmont Mining Corp.
Chapman, Wood, & Griswold ✓
File

Telephone 363-3302

Hand Sample Serial 18594-18610

ASSAY REPORT
UNION ASSAY OFFICE, Inc.

W. C. WANLASS, President
L. G. HALL, Vice President
G. P. WILLIAMS, Treasurer
LILY M. HOTTINGER, Secretary
P. O. Box 1528

Mine Highmont Mines, LTD.
702-850 W. Hastings Street
Vancouver 1, B. C. Canada

Salt Lake City, Utah 84110

RESULTS PER TON OF 2000 POUNDS

May 2, 1967

NUMBER	GOLD Ozs. per Ton	SILVER Ozs. per Ton	LEAD Wet on Ore	COPPER Per Cent	ARSENIC	ZINC Per Cent	SULPHUR Per Cent	IRON Per Cent	LIME Per Cent	Per Cent	Per Cent
					OX CU					Mo	
10171				0.144	0.006					0.006	
10172				1.270	None					0.069	
10173				0.075	None					None	
10174				0.069	None					None	
10175				0.050						0.011	
10176				0.100						None	
10177				0.069						0.002	
10178				0.182						0.040	
10179				0.214						0.011	
10180				0.050	None					0.013	
10181				0.018	None					0.004	
10182				0.220	None					0.006	
10183				0.226	None					0.006	
10184				0.176						0.004	
10185				0.151						0.002	
10186				0.252						0.004	
10187				0.346						0.013	

Dear Sirs:

As per instructions, your letter of April 25-67,
all samples were put thru a 100 mesh sieve and
passed 100%.

Yours very truly,

UNION ASSAY OFFICE, INC.

Glen P. Williams
Glen P. Williams

Glen P. Williams



HIGHMONT MINING CORP. LTD. (N.P.L.)


702 - 850 WEST HASTINGS ST. VANCOUVER 1, B.C.

Telephone: 682-2631

Telex: TORWEST 04-5901

July 13th, 1967.

The Honourable Donald Brothers,
Minister of Mines,
Parliament Buildings,
Victoria, B.C.



Dear Mr. Brothers:-

The enclosed maps which accompany the feasibility report prepared by Champan, Wood & Griswold Ltd., for Highmont Mining Corp. Ltd., should have been included with the feasibility report sent to you July 12th, 1967.

Yours very truly,

HIGHMONT MINING CORP. LTD.

for:

R. W. Falkins - President

Encl:
mhl