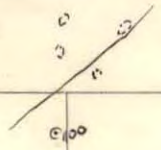


7000 N

002717

BR. 30

7000 E

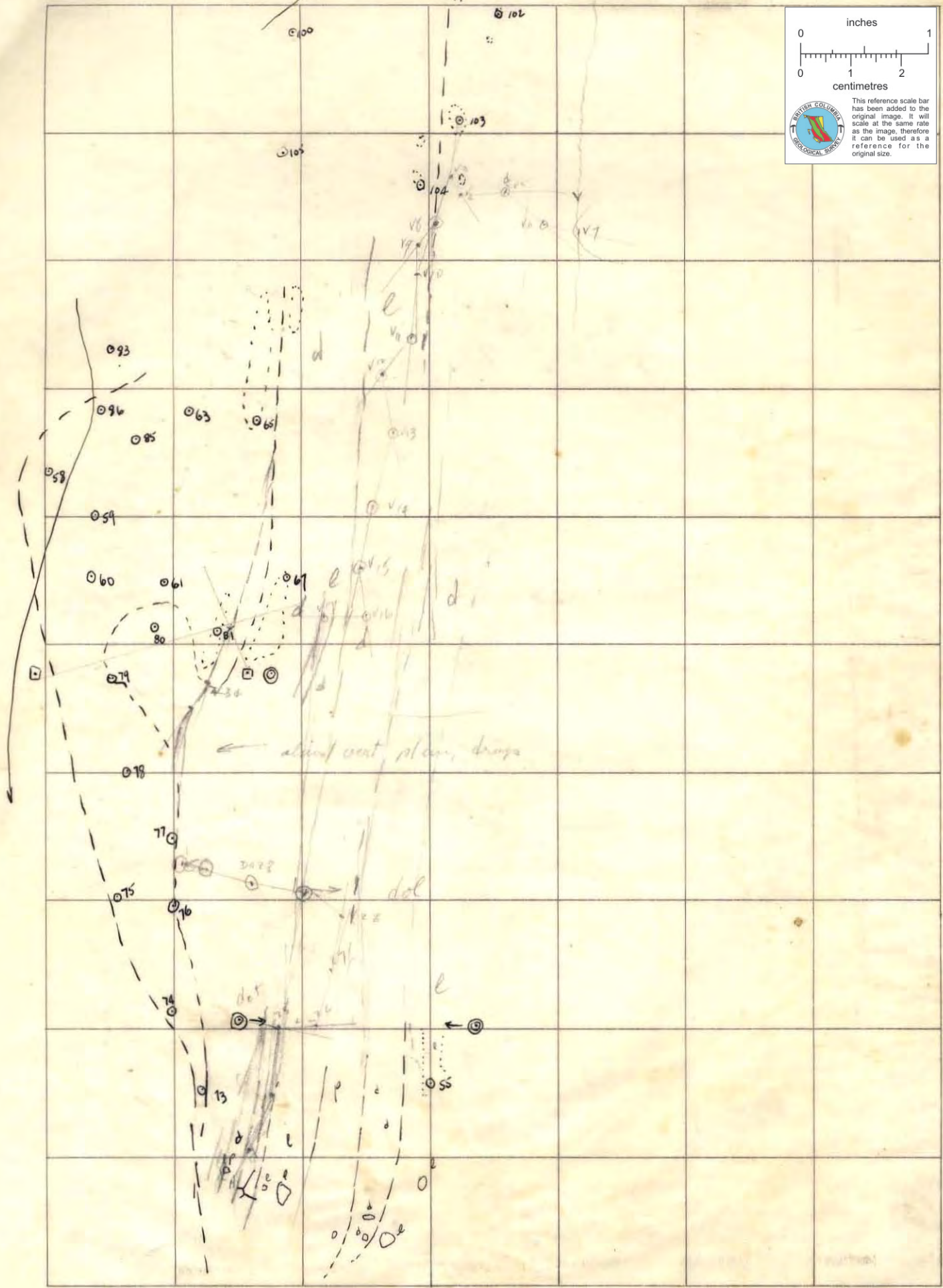


6000E  
0 99

0 inches 1  
0 1 2 centimetres

This reference scale bar has been added to the original image. It will scale at the same rate as the image, therefore it can be used as a reference for the original size.

8000 N



N

SHEEP CK

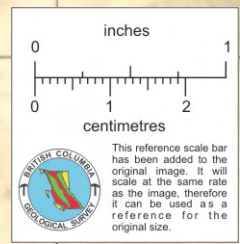
BRIS FC



B. BOON  
CAN. EX.


B. BOON  
CAN. EX.

B. BOON  
CAN. EX.

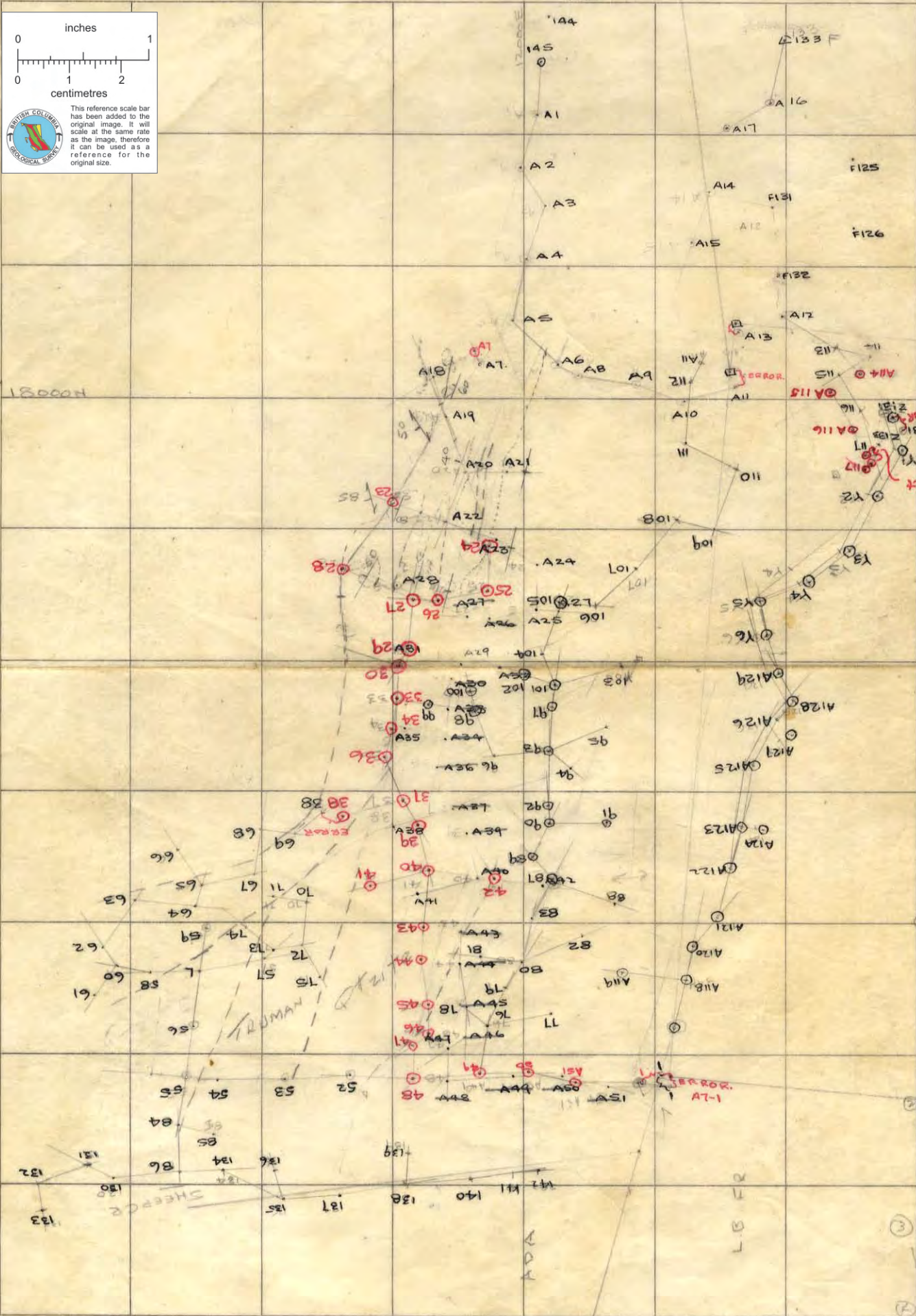


1:14 = 200 FT

143



18000N



22-51-1000 ft  
 moved 121  
 with 121  
 this  
 admin  
 411-4145

① well moved to  
 coincide with  
 1 black. all the  
 other points to  
 48 red, to 55  
 to 66, to 133  
 & to 147 moved  
 the same way in  
 the same direction

② from 23-48 red  
 moved  
 23 (red) to  
 48 red joint  
 the about same  
 at 48

③ All 411-4145 moved  
 over to 411  
 connected with  
 M.E.P.

④ 55-38 adjusted  
 by moving of 4115  
 so that 4115 28 layer  
 red 38

⑤ F132 - closest traverse  
 found between red points  
 already placed without  
 adjustment