```
DATA ERASED-ASSK1
*BPRINT SIS20 DEL
JPRINT SIS20
$ IDENT MINFILE,JAMES,11157,691382,,MENZIES
SNUMB 1327T
*BYE
**cost:  $   0.47 to date:  $16092.49= 12%
**on at  8.618 - off at  8.644 on  01/15/80








CP DISCONNECTS



NPS DISCONNECTS_▓▓▓
ENTER ID, TRML, PW
?

     TT22 7   01/16/80 11:05:37
106 32225
STATION TT22 CONNECTED ON NPS LINE 27


BCSC RENFREW TSS R4 01/16/80 AT 11.088  CHANNEL 2111

USER ID -PROJECT
PASSWORD--
▓▓▓▓▓▓▓▓▓▓▓▓
*PIN,CN,F,PSTT
=11157
*LIST,S
INVALID INPUT -- RETYPE

*CATA,S,A


     LIST OF CATALOG PROJECT ON


CATA


▓▓▓▓▓▓▓▓▓▓▓/
ENTER ID, TRML, PW
?

     TT22 8   01/16/80 11:12:22
106 32225
STATION TT22 CONNECTED ON NPS LINE 27


BCSC RENFREW TSS R4 01/16/80 AT 11.201  CHANNEL 2111

USER ID -PROJECT
PASSWORD--
▓▓▓▓▓▓▓▓▓▓▓▓
*PIN,CN,F,PSTT
=11157
*CATA,S


     LIST OF CATALOG PROJECT ON 01/16/80 AT 11.211
     CATALOGS
       FILES

       CCANALS
       FROMTAPE
       GETFIL
       HEADS
       OUTPUT
       SPJCLT
       SPSFAC
       SPSJCL
       SPSSTEST
       TEMP
       TOTAPE
       TRICTL
       TRI.H
       TRIJCL
       TRINORM
       TRITEMP
       XYCNTL
       XYPLOT


*LIST TRIJCL
```

```
$$MOVE,JOUT :,8,16,32
$:IDENT:PROJECT,MCMILLAN,11157,412873,P, MENZIES
$:OPTION:FORTRAN
$:FORTRAN:NFORM,LNO
$:LIMITS:12,50K,,,
$:SELECTA:PROJECT/TRINORM
$:EXECUTE
$:LIMITS:12,100K,,,
$:PRMFL:01,R,S,PROJECT/TRITEMP
$:PRMFL:03,W,S,PROJECT/TRIDIAS
$:SYSOUT:06,ORG
$:ENDJOB


*LIST TRICTL

7
HIGHLAND VALLEY ANALYSES TREATED BY TRINORM ON HONEYWELL


*EDIT O TRICTL
-FV

HIGHLAND VALLEY ANALYSES TREATED BY TRINORM ON HONEYWELL

-RVS:/HIGHLAND VALLEY/:/CHU CHUA/

CHU CHUA ANALYSES TREATED BY TRINORM ON HONEYWELL

-RESAVE TRICTL
DATA SAVED-TRICTL

CHU CHUA ANALYSES TREATED BY TRINORM ON HONEYWELL

-EDIT O TRINORM
illegal verb
-DONE
*EDIT O TRINORM
-FV:/3000/

3000       CALL TRI(PLOT2,'ALKALIS ','TTL IRON',' MGO    ',IC2)

-RVS:/ALKALIS/:/TTL IROM@N/

3000       CALL TRI(PLOT2,'TTL IRON ','TTL IRON',' MGO    ',IC2)

-RVS:/','TTL IRON/:/','ALKALIS/

3000       CALL TRI(PLOT2,'TTL IRON ','ALKALIS',' MGO    ',IC2)

-RESAVE TRINORM
DATA SAVED-TRINORM

3000       CALL TRI(PLOT2,'TTL IRON ','ALKALIS',' MGO    ',IC2)

-DONE
*EDIT O CCANALS
-LIST

      SUMMARY OF SETS 65,66,70,AND 71
      FOR W.J.MCMILLAN

 SAMPLE       REF   SIO2   AL203  FE203  MGO    CAO    NA2O   K2O    TIO2  MNO   +H2O -H2O CO2  P205  S    FEO    FE203  TOTAL
 NUMBER       NO                  TOTAL
SAMPLE 20674  32   59.94  17.20   5.27   1.61   4.21   4.369  2.273  0.629  0.093 3.12 0.55 1.95

      SUMMARY OF SETS 65,66,70,AND 71

-RVS:/AND 71/:/71,74 AND 75/

      SUMMARY OF SETS 65,66,70,71,74 AND 75

-DONE
*ACCE

 FUNCTION?  MF
    CATALOG STRUCTURE TO WORKING LEVEL?
    /
    FILE TO BE MODIFIED? CCANALS
    NEW NAME? WJMANALS
    NEW MAX SIZE IN LLINKS?
NEW PASSWORD?
[redacted]
    GENERAL PERMISSIONS?
    SPECIFIC PERMISSIONS?

    FILE TO BE MODIFIED?

 FUNCTION?
*EDIT O WJMANALS
-LIST

      SUMMARY OF SETS 65,66,70,AND 71
      FOR W.J.MCMILLAN

 SAMPLE       REF   SIO2   AL203  FE203  MGO    CAO    NA2O   K2O    TIO2  MNO   +H2O -H2O CO2  P205  S    FEO    FE203  TOTAL
 NUMBER       NO                  TOTAL
SAMPLE 20674  32   59.94  17.20   5.27   1.61   4.21

      SUMMARY OF SETS 65,66,70,AND 71

-RVS:/AND 71/:/71,74 AND 75/
```

```
     SUMMARY OF SETS 65,66,70,71,74 AND 75

-RESAVE WJMANALS
DATA SAVED-WJMANALS

     SUMMARY OF SETS 65,66,70,71,74 AND 75

-FV;*

 SAMPLE 22433  36  0.204  0.098  0.067  0.040  0.047  0.021  0.007  0.062  0.007                                        0.253

end of file

-BV;96

          SUMMARY OF RESULTS IN % CORRECTED FOR BLANK AND BIAS   SET  75    ANALYST CHAUDHRY

-BV;96

          SUMMARY OF RESULTS IN % CORRECTED FOR BLANK AND BIAS   SET  74    ANALYST CHAUDHRY

-COPY;*
end of file - request executed 192 times

-B
-P

     SUMMARY OF SETS 65,66,70,71,74 AND 75

-B
-D;*
end of file

-PSXX
operand error
-PASTE
-SAVE CCANALS
DATA SAVED-CCANALS

 SAMPLE 22433  36  0.204  0.098  0.067  0.040  0.047  0.021  0.007  0.062  0.007                                        0.253

-LIST

          SUMMARY OF RESULTS IN % CORRECTED FOR BLANK AND BIAS   SET  74    ANALYST CHAUDHRY
 SAMPLE       REF   SIO2   AL2O3  FE2O3  MGO    CAO    NA2O   K2O     TIO2  MNO   +H2O -H2O CO2  P2O5  S    FEO   FE2O3  TOTAL
 NUMBER       NO                  TOTAL
 SAMPLE 22369   1  47.58  15.61  11.58   6.38  11.65  1.936  0.158  1.945  0.186 0.    0.    0.    0.    0.    0.    0.     97.03
 SAMPLE 22370   2  47.28  15.55  11.68   6.67  11.17  2.185  0.079■

 SAMPLE 22433  36  0.204  0.098  0.067  0.040  0.047  0.021  0.007  0.062  0.007                                        0.253

-B
-P

          SUMMARY OF RESULTS IN % CORRECTED FOR BLANK AND BIAS   SET  74    ANALYST CHAUDHRY

-DONE
*LIST WJMANALS

     SUMMARY OF SETS 65,66,70,71,74 AND 75
     FOR W.J.MCMILLAN

 SAMPLE       REF   SIO2   AL2O■

*EDIT O CCANALS
-P

          SUMMARY OF RESULTS IN % CORRECTED FOR BLANK AND BIAS   SET  74    ANALYST CHAUDHRY

-D;3
-B
-P

 SAMPLE 22369   1  47.58  15.61  11.58   6.38  11.65  1.936  0.158  1.945  0.186 0.    0.    0.    0.    0.    0.    0.     97.03

-FV:/BLANK/
end of file - request executed   0 times

-B
-FV:/22373/
end of file - request executed   0 times

-B
-FVS:/BLANK/

 SAMPLE BLANK   7 < 0.13 < 0.06 < 0.03 < 0.02 < 0.02 <0.030 <0.013 <0.054 <0.007 0.    0.    0.    0.    0.    0.    0.      0.37

-D
-FVS:/BLANK/

 SAMPLE BLANK  18 < 0.13 < 0.06 < 0.03 < 0.02 < 0.02 <0.030 <0.013 <0.054 <0.007 0.    0.    0.    0.    0.    0.    0.      0.37

-D
-FVS:/BLANK/

 SAMPLE BLANK  30 < 0.13 < 0.06 < 0.03 < 0.02 < 0.02 <0.030 <0.013 <0.054 <0.007 0.    0.    0.    0.    0.    0.    0.      0.37

-D
-FVS:/BLAM@NK/

 SAMPLE BLANK   7  0.066  0.030  0.016  0.006  0.007  0.015  0.007  0.025  0.003                                        0.080
```

```
-D
-FVS:/BLANK/

 SAMPLE BLANK  18  0.066  0.030  0.016  0.006  0.007  0.015  0.007  0.025  0.003                                                         0.080

-D
-FVS:/BLANK/

 SAMPLE BLANK  30  0.066  0.030  0.016  0.006  0.007  0.015  0.007  0.025  0.003                                                         0.080

-D
-FVS:/BLANK/

          SUMMARY OF RESULTS IN % CORRECTED FOR BLANK AND BIAS   SET  75    ANALYST CHAUDHRY

-P;
-B
-P;2

 SAMPLE 22369   1  47.58  15.61  11.58   6.38  11.65  1.936  0.158  1.945  0.186 0.   0.   0.   0.   0.    0.    0.    97.03
 SAMPLE 22370   2  47.28  15.55  11.68   6.67  11.17  2.185  0.079  1.955  0.190 0.   0.   0.   0.   0.    0.    0.    96.76

-FVS:/BLANK/

          SUMMARY OF RESULTS IN % CORRECTED FOR BLANK AND BIAS   SET  75    ANALYST CHAUDHRY

-D;3
-P

 SAMPLE 22403   1  47.53  14.90   9.80   6.34   6.86  3.760  0.152  1.466  0.172 0.   0.   0.   0.   0.    0.    0.    90.97

-B
-FVS:/BLANK/

 SAMPLE BLANK   7 < 0.09 < 0.02 < 0.02 < 0.02 < 0.02  0.008 <0.012 <0.052 <0.007 0.   0.   0.   0.   0.    0.    0.     0.25

-D
-FVS:/BLANK/

 SAMPLE BLANK  18 < 0.09 < 0.02 < 0.02 < 0.02 < 0.02 <0.007 <0.012 <0.052 <0.007 0.   0.   0.   0.   0.    0.    0.     0.25

-D
-F
-B
-SAVE GEOTMP
DATA SAVED-GEOTMP

 SAMPLE 22369   1  47.58  15.61  11.58   6.38  11.65  1.936  0.158  1.945  0.186 0.   0.   0.   0.   0.    0.    0.    97.03

-FVS: DEL
FS:/SY-2/;* D@V
end of file - request executed  16 times

COMMAND UNKNOWN
end of file

-FVS DEL
B
-FV:/SY/
end of file - request executed   0 times

-FVS: DEL
B
-FVS:/SY/

 SAMPLE SY-2   10  59.65  12.14   6.23   2.64   7.96  4.259  4.445  0.150  0.326 0.46 0.23 0.46 0.44 0.01  3.54  2.30  99.02

-D
-FVS:/SY/;* D

 SAMPLE SY-2   34  0.259  0.078  0.033  0.020  0.047  0.029  0.039  0.029  0.007                                                         0.283

end of file - request executed  15 times

-B
-FVS:/SY/

 SAMPLE SY-2   22  59.88  12.22   6.16   2.64   7.98  4.284  4.518  0.153  0.324 0.46 0.23 0.46 0.44 0.01  3.54  2.23  99.36

-B
-FVS:/SY/;*

 SAMPLE SY-2   34  0.259  0.078  0.033  0.020  0.047  0.029  0.039  0.029  0.007                                                         0.283

end of file - request executed  15 times

-B
-FVS:/SY/ D

 SAMPLE SY-2   22  59.88  12.22   6.16   2.64   7.98  4.284  4.518  0.153  0.324 0.46 0.23 0.46 0.44 0.01  3.54  2.23  99.36

-B
-FVS:/SY/

 SAMPLE SY-2   34  60.35  11.87   6.24   2.67   7.91  4.304  4.481  0.170  0.328 0.46 0.23 0.46 0.44 0.01  3.54  2.31  99.53

-FS:/SY/ D
-FS:/SY/ D
-FS:/SY/ D
-FS:/S DEL
OLD GEOTMP
```

```
 RELE GEOTMP
FILE RELEASED-GEOTMP

 SAMPLE 22369   1  47.58  15.61  11.58   6.38  11.65  1.936  0.158  1.945  0.186 0.    0.    0.    0.    0.     0.     0.    97.03

-FVS:/BLANK/

 SAMPLE BLANK   7  0.047  0.010  0.010  0.006  0.011  0.003  0.006  0.024  0.003                                              0.057

-D
-B
-FS:/22402/
-FV

 RELATIVE STANDARD

-D;16
-P



-P;2




-LIST CCANALS

         SUMMARY OF RESULTS IN % CORRECTED FOR BLANK AND BIAS   SET  74    ANALYST CHAUDHRY
 SAMPLE         REF   SIO2   AL2O3  FE2O3  MGO    CAO    NA2O   K2O    TIO2  MNO   +H2O -H2O CO2  P2O5  S    FEO    FE2O3  TOTAL
 NUMBER         NO                  TOTAL
 SAMPLE 22369   1  47.58  15.61  11.58   6.38  11.65  1.936  0.1



-B
-P

 SAMPLE 22369   1  47.58  15.61  11.58   6.38  11.65  1.936  0.158  1.945  0.186 0.    0.    0.    0.    0.     0.     0.    97.03

-FS:/22402/
-P;3

 SAMPLE 22402  36  86.00   3.84   4.15   2.46   0.07 <0.030  0.053  0.129  0.008 0.    0.    0.    0.    0.     0.     0.    96.74




-FV

                SUMMARY OF STANDARD DEVIATION OF RESULTS

-D;3
-B;2
-P;3



 SAMPLE 22369   1  0.241  0.141  0.080  0.032  0.074  0.024  0.007  0.049  0.005                                              0.306

-B;10
-P

 SAMPLE 22395  28  43.18  13.12  10.14   6.39   4.69  0.089  1.081  1.656  0.152 0.    0.    0.    0.    0.     0.     0.    80.51

-F;6
-P

 SAMPLE 22401  35  71.69   8.91   4.66   2.92   0.59 <0.030  0.056  0.483  0.046 0.    0.    0.    0.    0.     0.     0.    89.38

-FV

 SAMPLE 22402  36  86.00   3.84   4.15   2.46   0.07 <0.030  0.053  0.129  0.008 0.    0.    0.    0.    0.     0.     0.    96.74

-FV



-D
-FV
```

```
 SAMPLE 22369   1  0.241  0.141  0.080  0.032  0.074  0.024  0.007  0.049  0.005                                                     0.306

-B;2
-P

 SAMPLE 22402  36  86.00    3.84    4.15    2.46    0.07 <0.030  0.053  0.129  0.008 0.    0.    0.    0.    0.     0.     0.     96.74

-FV



-D
-P

 SAMPLE 22369   1  0.241  0.141  0.080  0.032  0.074  0.024  0.007  0.049  0.005                                                     0.306

-D;35
-P

 SAMPLE 22405   3  43.43  15.52  16.18    9.75    3.72  1.180  0.050  1.961  0.203 0.    0.    0.    0.    0.     0.     0.     91.99

-RESAVE CCANALS
DATA SAVED-CCANALS

 SAMPLE 22405   3  43.43  15.52  16.18    9.75    3.72  1.180  0.050  1.961  0.203 0.    0.    0.    0.    0.     0.     0.     91.99

-DONE
*BYE
**cost:  $    5.71 to date:  $  520.71=  0%
**on at 11.201 - off at 12.075 on  01/16/80







CP DISCONNECTS



NPS DISCONNECTS@!##K
ENTER ID, TRML, PW
?

     TT28 1    01/16/80 14:26:37
106 32225
STATION TT28 CONNECTED ON NPS LINE 36


BCSC RENFREW TSS R4 01/16/80 AT 14.440  CHANNEL 2711

USER ID -PROJECT
PASSWORD--
ØXØCWBYØØRWN
*PIN,CN,F,PSTT
=11157
*EDIT OLD CCANALS
-FVS:/SY/

 SAMPLE SY-2   10  59.65  12.14    6.23    2.64    7.96  4.259  4.445  0.150  0.326 0.46 0.23 0.46 0.44 0.01  3.54  2.30  99.02

-D
-FS:/SY/
-D
-FS:/SY/
-P

 SAMPLE SY-2   34  60.35  11.87    6.24    2.67    7.91  4.304  4.481  0.170  0.328 0.46 0.23 0.46 0.44 0.01  3.54  2.31  99.53

-D
-P

 SAMPLE 22401  35  71.69    8.91    4.66    2.92    0.59 <0.030  0.056  0.483  0.046 0.    0.    0.    0.    0.     0.     0.     89.38

-P;5

 SAMPLE 22401  35  71.69    8.91    4.66    2.92    0.59 <0.030  0.056  0.483  0.046 0.    0.    0.    0.    0.     0.     0.     89.38
 SAMPLE 22402  36  86.00    3.84    4.15    2.46    0.07 <0.030  0.053  0.129  0.008 0.    0.    0.    0.    0.     0.     0.     96.74
 SAMPLE 22405   3  43.43  15.52  16.18    9.75    3.72  1.180  0.050  1.961  0.203 0.    0.    0.    0.    0.     0.     0.     91.99
 SAMPLE 22406   4  74.51    7.41    6.71    0.29    0.21  0.042  0.942  0.338  0.009 0.    0.    0.    0.    0.     0.     0.     90.46
 SAMPLE 22407   5  75.72    9.76    3.29    1.15    1.80  0.184  1.988  0.636  0.271 0.    0.    0.    0.    0.     0.     0.     94.80

-FS:/22433/
-FV

 RELATIVE STANDARD

-D;*
end of file

-B;2
-F;2
```

```
 SAMPLE 22432  35  56.74  14.49   8.92   4.28   7.31  3.651  0.232  1.494  0.172 0.   0.   0.   0.   0.    0.    0.    97.29
 SAMPLE 22433  36  49.03  15.78  11.04   5.94   7.88  3.253  0.293  1.902  0.305 0.   0.   0.   0.   0.    0.    0.    95.42

-B
-FS:/22403/
end of file - request executed   0 times

-B
-FVS:/SY/

 SAMPLE SY-2   10  60.80  12.22   6.14   2.63   7.89  4.257  4.642  0.140  0.317 0.46 0.23 0.46 0.44 0.01  3.54  2.20 100.23

-D
-FS:/SY/
-D
-FS:/SY/
-D
-FS:/SY/
end of file - request executed   0 times

-BFVS:/22402/
COMMAND UNKNOWN
end of file

-B
-FVS:/22402/

 SAMPLE 22402  36  86.00   3.84   4.15   2.46   0.07 <0.030  0.053  0.129  0.008 0.   0.   0.   0.   0.    0.    0.    96.74

-FV

 SAMPLE 22405   3  43.43  15.52  16.18   9.75   3.72  1.180  0.050  1.961  0.203 0.   0.   0.   0.   0.    0.    0.    91.99

-D;1
-P

 SAMPLE 22402  36  86.00   3.84   4.15
-SAMPLE 22403   1  47.53  14.90   9.80   6.34   6.86   3.760  0.152  1.466  0.172 0.   0.   0.   0.   0.   0.   0.   90.97
 RETRANSMIT LAST LINE
I
enter
*SAMPLE 22403   1  47.53  14.90   9.80   6.34   6.86  3.760  0.152  1.466  0.172 0.   0.   0.   0.   0.   0.   0.   90.97
 RETRANSMIT LAST LINE
RESAVE CCANALS
*
-
-B;1
-P;3

 SAMPLE 22369   1  47.58  15.61  11.58   6.38  11.65  1.936  0.158  1.945  0.186 0.   0.   0.   0.   0.    0.    0.    97.03
RESAVE CCANALS
 SAMPLE 22370   2  47.28  15.55  11.68   6.67  11.17  2.185  0.079  1.955  0.190 0.   0.   0.   0.   0.    0.    0.    96.76

-B
-FVS:/RESAVE/

RESAVE CCANALS

-D
-FVS:/22402/

 SAMPLE 22402  36  86.00   3.84   4.15   2.46   0.07 <0.030  0.053  0.129  0.008 0.   0.   0.   0.   0.    0.    0.    96.74

-FV

 SAMPLE 22405   3  43:43  15.52  16.18   9.75   3.72  1.100  0.050  1.961  0.203 0.   0.   0.   0.   0.    0.    0.    91.99

-RESAVE CCANALS
DATA SAVED-CCANALS

 SAMPLE 22405   3  43.43  15.52  16.18   9.75   3.72  1.180  0.050  1.961  0.203 0.   0.   0.   0.   0.    0.    0.    91.99

-DONE
*EDIT O WJMANALS
-FVS:/22403/

 SAMPLE 22403   1  47.53  14.90   9.80   6.34   6.86  3.760  0.152  1.466  0.172 0.   0.   0.   0.   0.    0.    0.    90.97

-COPY;2
-B
-D;*
end of file

-PASTE
-SAVE MISSED
DATA SAVED-MISSED

 SAMPLE 22404   2  46.10  15.37   9.40   6.35   7.73  2.407  1.014  1.482  0.151 0.   0.   0.   0.   0.    0.    0.    90.01

-LIST MISSED

 SAMPLE 22403   1  47.53  14.90   9.80   6.34   6.86  3.760  0.152  1.466  0.172 0.   0.   0.   0.   0.    0.    0.    90.97
 SAMPLE 22404   2  46.10  15.37   9.40   6.35   7.73  2.407  1.014  1.482  0.151 0.   0.   0.   0.   0.    0.    0.    90.01


 SAMPLE 22404   2  46.10  15.37   9.40   6.35   7.73  2.407  1.014  1.482  0.151 0.   0.   0.   0.   0.    0.    0.    90.01

-DONE
*OLD
#@D FI#?
```

FILE CCANALS

Chu-Chua

896152

SiO2 Al2O3

```
*OLD CCANALS;/MISSED
*RESAVE CCANALS
DATA SAVED-CCANALS
*LIST CCANALS
SAMPLE 22369  1  47.58  15.61  11.58   6.38  11.65  1.936  0.158  1.945  0.186 0.    0.    0.    0.    0.     0.     0.       97.03
SAMPLE 22370  2  47.28  15.55  11.68   6.67  11.17  2.185  0.079  1.955  0.190 0.    0.    0.    0.    0.     0.     0.       96.76
SAMPLE 22371  3  49.97  14.69  10.57   6.25  10.21  3.445  0.101  1.889  0.182 0.    0.    0.    0.    0.     0.     0.       97.31
SAMPLE 22374  4  48.18  14.78  10.98   6.64  10.64  3.130  0.053  1.794  0.192 0.    0.    0.    0.    0.     0.     0.       96.40
SAMPLE 22372  5  50.78  14.27  10.04   6.06   9.06  3.668  0.075  1.782  0.193 0.    0.    0.    0.    0.     0.     0.       95.92
SAMPLE 22373  6  47.66  15.58  11.51   7.24  10.41  2.638  0.138  1.927  0.198 0.    0.    0.    0.    0.     0.     0.       97.30
SAMPLE 22375  8  45.15  14.48  10.96   8.24   6.30  1.365  1.083  1.697  0.170 0.    0.    0.    0.    0.     0.     0.       89.44
SAMPLE 22376  9  58.26   5.38  17.67   5.89   0.91 <0.030  0.025  0.279  0.044 0.    0.    0.    0.    0.     0.     0.       88.48
SAMPLE 22377 11  43.16  13.90  10.23   6.98   8.11  0.110  1.472  1.728  0.173 0.    0.    0.    0.    0.     0.     0.       85.87
SAMPLE 22378 12  44.54  13.19  10.46   6.43   9.45  1.680  0.662  1.685  0.174 0.    0.    0.    0.    0.     0.     0.       88.29
SAMPLE 22379 13  45.21  13.49  10.77   7.14   8.33  1.918  0.568  1.675  0.253 0.    0.    0.    0.    0.     0.     0.       89.36
SAMPLE 22381 14  47.57  15.17  11.23   6.63  11.90  2.539  0.049  1.809  0.198 0.    0.    0.    0.    0.     0.     0.       97.09
SAMPLE 22382 15  45.33  13.88  10.28   5.69  10.04  2.819  0.047  1.378  0.169 0.    0.    0.    0.    0.     0.     0.       89.95
SAMPLE 22383 16  49.38  14.60  11.25   6.38   9.50  3.811  0.074  1.797  0.190 0.    0.    0.    0.    0.     0.     0.       96.98
SAMPLE 22384 17  42.16  14.43  10.49   6.30   7.64  0.348  1.759  1.613  0.141 0.    0.    0.    0.    0.     0.     0.       84.88
SAMPLE 22385 19  60.51   0.62   3.92  29.08   0.04  0.072 <0.013  0.065 <0.007 0.    0.    0.    0.    0.     0.     0.       94.32
SAMPLE 22386 20  45.09  13.60  10.43   6.33   7.12  0.243  1.252  1.672  0.159 0.    0.    0.    0.    0.     0.     0.       85.90
SAMPLE 22387 21  49.67  14.17  10.76   5.49  10.69  2.949  0.034  1.641  0.179 0.    0.    0.    0.    0.     0.     0.       95.58
SAMPLE 22389 23  46.93  15.56  11.76   7.24   9.68  2.936  0.109  1.952  0.205 0.    0.    0.    0.    0.     0.     0.       96.38
SAMPLE 22390 24  47.33  15.32  11.94   7.05   7.39  3.302  0.417  1.828  0.212 0.    0.    0.    0.    0.     0.     0.       94.78
SAMPLE 22391 25  47.02  14.40  10.16   6.62   4.99  0.394  1.664  1.803  0.178 0.    0.    0.    0.    0.     0.     0.       87.23
SAMPLE 22393 26  42.37  15.02  12.08   6.90   6.93  2.865  0.412  1.876  0.190 0.    0.    0.    0.    0.     0.     0.       88.66
SAMPLE 22394 27  43.78  13.51   9.27   5.62   7.55  0.203  2.228  1.652  0.155 0.    0.    0.    0.    0.     0.     0.       83.97
SAMPLE 22395 28  43.18  13.12  10.14   6.39   4.69  0.089  1.081  1.656  0.152 0.    0.    0.    0.    0.     0.     0.       80.51
SAMPLE 22396 29  47.48  15.98  11.42   6.64   9.72  2.653  0.556  1.926  0.191 0.    0.    0.    0.    0.     0.     0.       96.56
SAMPLE 22397 31  46.61  15.64  12.19   7.22   9.27  3.361  0.147  1.900  0.206 0.    0.    0.    0.    0.     0.     0.       96.54
SAMPLE 22398 32  46.87  15.50  11.13   6.70  10.94  2.200  0.423  1.906  0.196 0.    0.    0.    0.    0.     0.     0.       95.86
SAMPLE 22399 33  47.89  14.75  11.00   6.30  11.91  1.625  0.133  1.893  0.192 0.    0.    0.    0.    0.     0.     0.       95.89
SAMPLE 22401 35  71.69   8.91   4.66   2.92   0.59 <0.030  0.056  0.483  0.046 0.    0.    0.    0.    0.     0.     0.       89.38
SAMPLE 22402 36  86.00   3.84   4.15   2.46   0.07 <0.030  0.053  0.129  0.008 0.    0.    0.    0.    0.     0.     0.       96.74
SAMPLE 22405  3  43.43  15.52  16.18   9.75   3.72  1.180  0.050  1.961  0.203 0.    0.    0.    0.    0.     0.     0.       91.99
SAMPLE 22406  4  74.51   7.41   6.71   0.29   0.21  0.042  0.942  0.338  0.009 0.    0.    0.    0.    0.     0.     0.       90.46
SAMPLE 22407  5  75.72   9.76   3.29   1.15   1.80  0.184  1.988  0.636  0.271 0.    0.    0.    0.    0.     0.     0.       94.80
SAMPLE 22408  6  46.04  13.11  10.10   6.73   8.81  0.080  1.477  1.578  0.161 0.    0.    0.    0.    0.     0.     0.       88.09
SAMPLE 22409  8  48.19  15.53  10.33   6.67   8.73  3.510  0.356  1.653  0.178 0.    0.    0.    0.    0.     0.     0.       95.15
SAMPLE 22410  9  49.43  16.46   9.66   6.27  10.78  2.779  0.122  1.595  0.170 0.    0.    0.    0.    0.     0.     0.       97.27
SAMPLE 22411 11  84.88   4.59   5.77   1.02   0.10  0.052  0.561  0.160  0.160 0.    0.    0.    0.    0.     0.     0.       97.28
SAMPLE 22412 12  49.71  15.21  10.65   5.27   6.45  4.920  0.021  1.829  0.158 0.    0.    0.    0.    0.     0.     0.       94.22
SAMPLE 22413 13  49.74  15.75   9.95   6.27  10.07  3.232  0.058  1.608  0.171 0.    0.    0.    0.    0.     0.     0.       96.84
SAMPLE 22414 14  47.48  15.89  10.38   6.74   8.71  3.453  0.349  1.625  0.177 0.    0.    0.    0.    0.     0.     0.       94.81
SAMPLE 22415 15  47.62  16.12  11.70   6.94   8.75  2.606  0.220  1.980  0.181 0.    0.    0.    0.    0.     0.     0.       96.11
SAMPLE 22416 16  47.20  15.10  11.08   6.58  11.31  2.518  0.207  1.813  0.196 0.    0.    0.    0.    0.     0.     0.       96.00
SAMPLE 22417 17  47.63  15.50  11.09   6.83  10.49  3.240  0.183  1.813  0.193 0.    0.    0.    0.    0.     0.     0.       96.98
SAMPLE 22418 19  48.24  15.28  11.25   6.77  10.88  2.639  0.196  1.904  0.180 0.    0.    0.    0.    0.     0.     0.       97.35
SAMPLE 22419 20  47.89  15.42  11.32   6.84  10.44  2.459  0.134  1.834  0.186 0.    0.    0.    0.    0.     0.     0.       96.52
SAMPLE 22420 21  47.14  16.12  11.07   7.03  11.42  2.860  0.034  1.787  0.189 0.    0.    0.    0.    0.     0.     0.       97.65
SAMPLE 22421 23  47.58  15.02   9.91   5.18  13.47  1.679  0.056  1.718  0.169 0.    0.    0.    0.    0.     0.     0.       94.78
SAMPLE 22422 24  48.68  15.47  10.60   6.54  10.96  2.168  0.222  1.851  0.182 0.    0.    0.    0.    0.     0.     0.       96.68
SAMPLE 22423 25  47.14  15.06  11.11   7.06  10.30  3.172  0.108  1.847  0.188 0.    0.    0.    0.    0.     0.     0.       95.99
SAMPLE 22424 26  47.59  15.41  11.11   6.58  10.78  2.624  0.190  1.848  0.179 0.    0.    0.    0.    0.     0.     0.       96.32
SAMPLE 22425 27  54.22   3.87   3.45  34.09   0.33  0.064 <0.012  0.490  0.021 0.    0.    0.    0.    0.     0.     0.       96.55
SAMPLE 22426 28  29.57   0.96  21.15  19.75   0.12 <0.007 <0.012 <0.052  0.039 0.    0.    0.    0.    0.     0.     0.       71.67
SAMPLE 22427 29  80.97   7.43   3.91   1.74   0.72  0.019  1.241  0.368  0.048 0.    0.    0.    0.    0.     0.     0.       96.44
SAMPLE 22428 30  68.14  12.17   6.37   2.95   0.14  0.043  3.054  0.644  0.065 0.    0.    0.    0.    0.     0.     0.       93.57
SAMPLE 22429 31  85.25   5.97   2.01   1.19   0.60  0.019  1.299  0.196  0.195 0.    0.    0.    0.    0.     0.     0.       96.72
SAMPLE 22430 32  46.74  15.45  10.41   6.78   9.44  2.594  1.040  1.637  0.191 0.    0.    0.    0.    0.     0.     0.       94.27
SAMPLE 22431 33  49.12  15.58  11.08   5.99   7.80  3.284  0.293  1.923  0.304 0.    0.    0.    0.    0.     0.     0.       95.38
SAMPLE 22432 35  56.74  14.49   8.92   4.28   7.31  3.651  0.232  1.494  0.172 0.    0.    0.    0.    0.     0.     0.       97.29
SAMPLE 22433 36  49.03  15.78  11.04   5.94   7.88  3.253  0.293  1.902  0.305 0.    0.    0.    0.    0.     0.     0.       95.42
SAMPLE 22403  1  47.53  14.90   9.80   6.34   6.86  3.760  0.152  1.466  0.172 0.    0.    0.    0.    0.     0.     0.       90.97
SAMPLE 22404  2  46.10  15.37   9.40   6.35   7.73  2.407  1.014  1.482  0.151 0.    0.    0.    0.    0.     0.     0.       90.01


*DONE
*BYE
**cost:  $    3.47 to date:  $  524.17=  0%
**on at 14.440 - off at 15.045 on  01/16/80
```

```
*RUN
CARD FORMAT,DISPOSITION ?
N
  SNUMB # 2356t
*BYE
**cost:  $    0.11 to date:  $16096.03= 12%
**on at 15.770 - off at 15.784 on  01/17/80




CP DISCONNECTS


NPS DISCONNECTS■7■
ENTER ID, TRML, PW
?

     TT23 1   01/18/80 08:18:40
106 32225
STATION TT23 CONNECTED ON NPS LINE 27


BCSC RENFREW TSS R4 01/18/80 AT  8.318  CHANNEL 2211

USER ID -MINSTATS$ECONPLAN:11157

*LINE 140
*BASIC
*RUN START


*CATA ,S,A


    LIST OF CATALOG MINSTATS ON 01/18/80 AT 08.352

 ANALYZE  ANANEW  *CBLALL  *DBASES   DONE      FIXNEW   INCREASE INPUT
 ..INIT  *KBCAT   *MDQPROGS*MDQS     METRIC    OUTPUT1  OUTPUT   Q82
 QGUIDE   QINNOW   QMINEID  QREV     QRX       QSALES   QSORT    QTODATE
 QYRSUM   RAPL     REVISE   START    SUPERRV  UNLOCK   X        YRSUM


*OLD YRSUM
*LIST

10##N,T,ROUT(ME)
20$:IDENT:MINSTATS,JAMES,11157,749476,, MENZIES
30$:SELECT:MINSTATS/CBLALL/OBJ/YRSUM
50$:EXECUTE
60$:LIMITS:,30K
70$:PRMFL:B1,W,R,MINSTATS/DBASES$GJFB/STATBASE
75$:FILE:A2,X1R,90R
80$:SYSOUT:OT,ORG
85$:ENDJOB

*76 DEL
SEQU
*LIST

10##N,T,ROUT(ME)
20$:IDENT:MINSTATS,JAMES,11157,749476,, MENZIES
30$:SELECT:MINSTATS/CBLALL/OBJ/YRSUM
40$:EXECUTE
50$:LIMITS:,30K
60$:PRMFL:B1,W,R,MINSTATS/DBASES$GJFB/STATBASE
70$:FILE:A2,X1R,90R
80$:SYSOUT:OT,ORG
90$:ENDJOB


*-RVS:/90R/:/25R/

70$:FILE:A2,X1R,25R

*72$:FILE:S1,X2R,25R
*73$:FILE:S2,X3R,25R
*74$:FILE:S3,X4R,2R@5R
*


 RESA YRSUM
DATA SAVED-YRSUM
*LIST

10##N,T,ROUT(ME)
20$:IDENT:MINSTATS,JAMES,11157,749476,, MENZIES
30$:SELECT:MINSTATS/CBLALL/OBJ/YRSUM
40$:EXECUTE
50$:LIMITS:,30K
60$:PRMFL:B1,W,R,MINSTATS/DBASES$GJFB/STATBASE
70$:FILE:A2,X1R,25R
72$:FILE:S1,X2R,25R
73$:FILE:S2,X3R,25R
74$:FILE:S3,X4R,25R
80$:SYSOUT:OT,ORG
90$:ENDJOB

*LIST ..INIT

$*$SYSTEM
LINE 140
BASIC
RUN START
DONE
CARD
```

```
*NEW
*EDIT
-NEW
enter
*KLOUS  ...LIST YOUR YRSUM RUN JCL.....
*
-SAVE MSG
DATA SAVED-MSG

KLOUS  ...LIST YOUR YRSUM RUN JCL.....

-OLD ..INIT
-FV

LINE 140

-B
-I
enter
*LIST MSG
*
-LIST

$*$SYSTEM
LIST MSG
LINE 140
BASIC
RUN START
DONE
CARD



LIST MSG

-RESA ..INIT
DATA SAVED-..INIT

LIST MSG

-NEWU
**cost:  $   1.00 to date:  $ 5509.74=  4%
**on at  8.318 - off at  8.490 on  01/18/80










BCSC RENFREW TSS R4 01/18/80 AT  8.491  CHANNEL 2211

USER ID -MINSTATS$ECONPLAN:11157

*LIST MSG

KLOUS  ...LIST YOUR YRSUM RUN JCL.....


*LINE 140
*BASIC
*RUN START


▓





%









 NEWU
**cost:  $   0.14 to date:  $ 5509.88=  4%
**on at  8.491 - off at  8.510 on  01/18/80










BCSC RENFREW TSS R4 01/18/80 AT  8.511  CHANNEL 2211

USER ID -BYE
ILLEGAL ID-RETYPE--
ILLEGAL ID-

CP DISCONNECTS




NPS DISCONNECTS▓G▓
ENTER ID, TRML, PW
```

```
?
     TT21 4   01/18/80 09:46:15
106 32225
STATION TT21 CONNECTED ON NPS LINE 25


BCSC RENFREW TSS R4 01/18/80 AT  9.779  CHANNEL 5605

USER ID -MINSTATS$ECONPLAN:76564

*LIST MSG

KLOUS  ...LIST YOUR YRSUM RUN JCL.....


*LINE 140
*BASIC
*RUN START




*LIST YRSUM

10$#N,T,ROUT(ME)
20$:IDENT:MINSTATS,JAMES,11157,749476,, MENZIES
30$:SELECT:MINSTATS/CBLALL/OBJ/YRSUM
40$:EXECUTE
50$:LIMITS:,30K
60$:PRMFL:B1,W,R,MINSTATS/DDASES$GJFB/STATBASE
70$:FILE:A2,X1R,25R
72$:FILE:S1,X2R,25R
73$:FILE:S2,X3R,25R
74$:FILE:S3,X4R,25R
80$:SYSOUT:OT,ORG
90$:ENDJOB


*31$:USE:.SMA/1/,.SMB/8000/,.SMC/1/
*RESA YRSUM
DATA SAVED-YRSUM
*RUN /CBL DEL
*OLD /CBLALL/YRSUM2
*LIST 580

580::ELSE MOVE.


*580::ELSE MOVE.
*590::MOVE SM-INFO TO TEMP-DATA(SMCOUNT).
*RESA YRSUM1
FILE 'YRSUM1' DOES NOT EXIST--USE SAVE
*RESA /CBLALL/YRSUM2
DATA SAVED-YRSUM2
*RUN /CBLALL/C DEL
LIST 590

590::MOVE SM-INFO TO TEMP-DATA(SMCOUNT).


*EDIT
-F:/590/
-RVS:/A(/:/A (/

590::MOVE SM-INFO TO TEMP-DATA (SMCOUNT).

-DONE
*RESA YRSUM2
DATA SAVED-YRSUM2
*RUN /CBLALL/CYRSUM
CARD FORMAT,DISPOSITION ?
N,J
  SNUMB # 6000t
*JMON 6000T

6000T -01   EXECUTING
6000T -01   TERMINATING


6000T OUTPUT WAITING    ID=$5.
normal termination

function?SCAN 74 C
000 errors

edit?N*
?FS:/***************/
EOF

?B
?FS:/374 DEL
FS:/00374/
?P;*
00374                ELSE MOVE.
00375                MOVE SM-INFO TO TEMP-DATA (SMCOUNT).
00376                SET SMCOUNT UP BY 1.
00377                GO TO P5.
00378        P6.
00379                MOVE TEMP TO SF-SM.
00380                RELEASE S-REC.
00381                GO TO P4.
00382        R-ERR.
00383                DISPL
function?DIRE ME
*RUN YRSUM
CARD FORMAT,DISPOSITION ?
N,J
  SNUMB # 6010t
*JABT 6010T
SNUMB NOT IN SYSTEM
*JSTA 6010T
Job status as of 01/18/80 10:03
      for id MINSTATS
snumb   date     time   status
-----   ----     ----   ------
6010T 01/18/80  10:03  completed
6000T 01/18/80  10:00  wt rmt or Jout
*

 LIST YRSUM

31$:USE:.SMA/1/,.SMB/8000/,.SMC/1/
```

```
*BYE
**cost:  $   2.15 to date:  $ 5518.63=  4%
**on at  9.779 - off at 10.089 on  01/18/80






CP DISCONNECTS



NPS DISCONNECTS#W"
ENTER ID, TRML, PW
?

- - --TT23 5   01/18/80 11:09:47
106 32225
STATION TT23 CONNECTED ON NPS LINE 28

BCSC RENFREW TSS R4 01/18/80 AT 11.171  CHANNEL 2211

USER ID -PROJECT
PASSWORD--
[redacted]
*PIN,CN,F,PSTT
=11157
*EDIT O XYPLOT
-FVS:/140/

140%               YVAL(15),PLOT(300,2),SAMPLE(2),XVAL(2)

-FVS"@:/420/

420        READ(C,3,END=10) SAMPLE,(A(I),I=1,16)

-P;3

420        READ(C,3,END=10) SAMPLE,(A(I),I=1,16)
430    3   FORMAT(2A3,16F6.2)
450      J=A(5)+0.9

-DONE
*LIST NEWTEMP

TT13TIO2ALOXCROXFEO3FEO2MNO MGO CAO NA2OK2O P2O5CO2 H2O
SIO2    LDI
22369  47.58  1.94 15.61       11.58  0.     0.19  6.38

*REMO CLEARFILES
*YFORT O XYTEMP
<50>FILE XYTEMP -- NONEXISTENT
*YFORT O XYPLOT
*RUN

6244T   01/18/80    11.224

file name for data strins
FILE NAME  (END WITH ;  ENCLOSE IN QUOTES)?
="NEWTEMP;"
OUTPUT FILE CALLED FOR HERE ***
FILE NAME  (END WITH ;  ENCLOSE IN QUOTES)?
="OUTPUT;"
TIO2ALOXCROXFEO3FEO2MNO MGO CAO NA2OK2O P2O5CO2 H2O
               1
               2
DIV CHK AT LOCATION 014457

DIV CHK AT LOCATION 014457

DIV CHK AT LOCATION 014457

DIV CHK AT LOCATION 014457

DIV CHK AT LOCATION 014457

DIV CHK AT LOCATION 014457

**THIS IS THE LAST TIME THE ABOVE MESSAGE WILL APPEAR**
               3
               4
               5
               6
               7
               8
               9
              10
              11
              12
              13
               1
               2
               3
               4
               5
               6
               7
               8
               9
              10
              11
              12
              13

*DONE
*LIST OUTPUT
<59>file output  -- not in tss format

*LIST XYCTL
<50>FILE XYCTL -- NON-EXISTENT
```

```
*LIST XYCNTL

0010$:IDENT:PROJECT,MCMILLAN,11157,412873,, ME
0020$:CONVER
25$:LIMITS:,,,5000
0030$:PRMFL:IN,R,S,PROJECT/OUTPUT
40$:SYSOUT:OT,ORG
0050$:ENDJOB


*JRUB DEL
JRUN XYCNTL
CARD FORMAT,DISPOSITION ?
N,ROUT(ME)
  SNUMB # 6253t
6253T - NOT IN SYSTEM
6253T EXECUTING
6253T -01   WAIT-PERIP
*EDIT O TRINORM
-FVS:/2720/

2720       INTEGER HEAD(40),TITLE(40),P,T,C,B,SWT,CODE,SAMPLE(8)

-RVS:/8/:/2/

2720       INTEGER HEAD(40),TITLE(40),P,T,C,B,SWT,CODE,SAMPLE(2)

-FS:/2830/
-P;5

2830     6 ANAL(I)=0.0
2840         READ(C,3,END=10)SAMPLE,(A(I),I=1,12)
2850     3   FORMAT(A6,12F6.0)
2870       J=A(5)
2880       IF(J.EQ.0)A(5)=A(17)

-B;3
-P

2840         READ(C,3,END=10)SAMPLE,(A(I),I=1,12)

-F
-RVS:/A6/:/2A3/

2850     3   FORMAT(2A3,12F6.0)

-RESAVE TRINORM
DATA SAVED-TRINORM

2850     3   FORMAT(2A3,12F6.0)

-DONE
*JMON 6253T

6253T -01   WAIT-PERIP
*LIST TRITEMP

7
CHU CHUA ANALYSES TREATED BY TRINORM ON HONEYWELL
22369  47.58  1.94 15.61       11.58  0.     0.19  6.38 ▒

*REMO CLEARFILES
*YFORT O TRINORM
*RUN

6282T   01/18/80    11.410

SOURCE LINE   8740
<W>402 DATA STATEMENT: VARIABLE LIST EXCEEDS LITERAL LIST
SOURCE LINE   8800
<W>402 DATA STATEMENT: VARIABLE LIST EXCEEDS LITERAL LIST
SOURCE LINE   8890
<W>402 DATA STATEMENT: VARIABLE LIST EXCEEDS LITERAL LIST
SOURCE LINE   9940
<W>1470 EQUALITY OR NON-EQUALITY COMPARISON MAY NOT BE MEANINGFUL I
N LOGICAL IF EXPRESSIONS
SOURCE LINE  10490
<W>1470 EQUALITY OR NON-EQUALITY COMPARISON MAY NOT BE MEANINGFUL I
N LOGICAL IF EXPRESSIONS
 FILE NAME ASSIGNED TO DATA STRING IS
FILE NAME  (END WITH ;  ENCLOSE IN QUOTES)?
="TRITEMP;"
 ** OUTPUT FILE ASKED FOR HERE **
FILE NAME  (END WITH ;  ENCLOSE IN QUOTES)?
="OUTPUT;"














                                                                  QUARTZ
                                                                   *&
                                                                   2 .
                                                                  *.  *.
                                                                  .    .
                                                                *.      .
                                                               2&
&
                                                               .
```

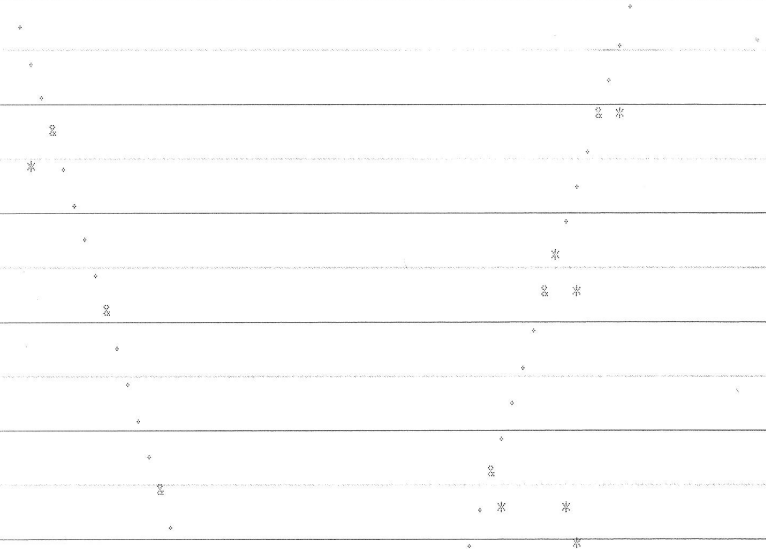

```
*DONE
*LIST OUTPUT

OC.I.P.W. PERCENTAGE WEIGHT NORM, INCORPORATING WATER
OC.I.P.W. PERCENTAGE WEIGHT NORM, WATER-FREE
OC.I.P.W. PERCENTAGE WEIGHT NORM, INCORPORATING WATER
OC.I.P.W. PERCENTAGE WEIGHT NORM, WATER-FREE
OC.I.P.W. PERCENTAGE WEIGHT NORM, INCORPORATING WATER
OC.I.P.W. PERCENTAGE WEIGHT NORM, WATER-FREE
OC.I.P.W. PERCENTAGE WEIGHT NORM, INCORPORATING WATER
OC.I.P.W. PERCENTAGE WEIGHT NORM, WATER-FREE
OC.I.P.W. PERCENTAGE WEIGHT NORM, INCORPORATING WATER
OC.I.P.W. PERCENTAGE WEIGHT NORM, WATER-

*JMON 6253T


6253T OUTPUT WAITING    ID=ME.
function?JPRINT
illegal command
function?EPRINT
RPT CODE INVALID

function?DIRE ME
*REMO CLEARFILES
*YFORT O TRINORM
*LINE 132
*RUN

6321T   01/18/80    11.607

SOURCE LINE   8740
<W>402 DATA STATEMENT: VARIABLE LIST EXCEEDS LITERAL LIST
SOURCE LINE   8800
<W>402 DATA STATEMENT: VARIABLE LIST EXCEEDS LITERAL LIST
SOURCE LINE   8890
<W>402 DATA STATEMENT: VARIABLE LIST EXCEEDS LITERAL LIST
SOURCE LINE   9940
<W>1470 EQUALITY OR NON-EQUALITY COMPARISON MAY NOT BE MEANINGFUL I
N LOGICAL IF EXPRESSIONS
SOURCE LINE  10490
<W>1470 EQUALITY OR NON-EQUALITY COMPARISON MAY NOT BE MEANINGFUL I
N LOGICAL IF EXPRESSIONS
 FILE NAME ASSIGNED TO DATA STRING IS
FILE NAME  (END WITH ;  ENCLOSE IN QUOTES)?
="TRITEMP;"
 ** OUTPUT FILE ASKED FOR HERE **
FILE NAME  (END WITH ;  ENCLOSE IN QUOTES)?
="OUTPUT;"
```

QUARTZ

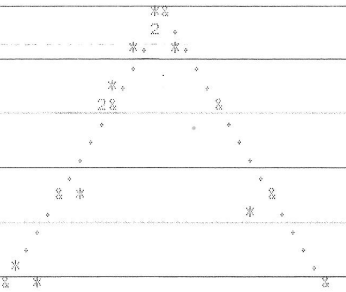

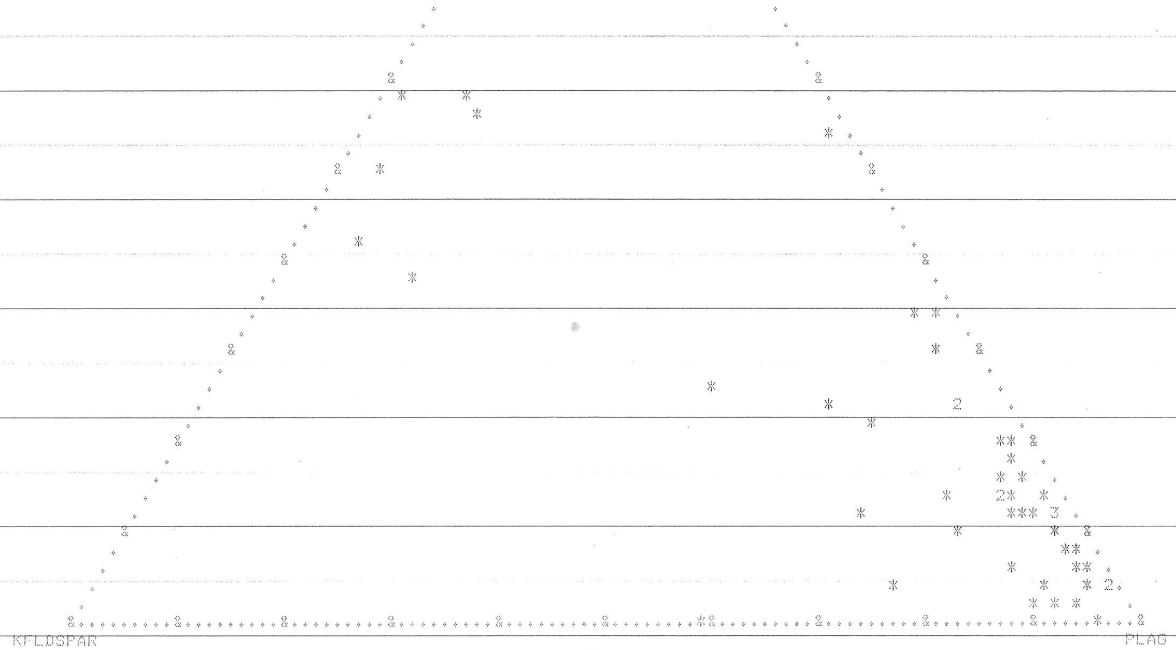

```
***********************************************************************************************************************
***********************************************************************************************************************
******************** TRIANGULAR DIAGRAM ASS     OCIATED WITH COORDINATES LISTED WITH NORMATIVE ANALYSIS :   61SA     MPLES PLOTTED.
 ********
***********************************************************************************************************************
***********************************************************************************************************************
```

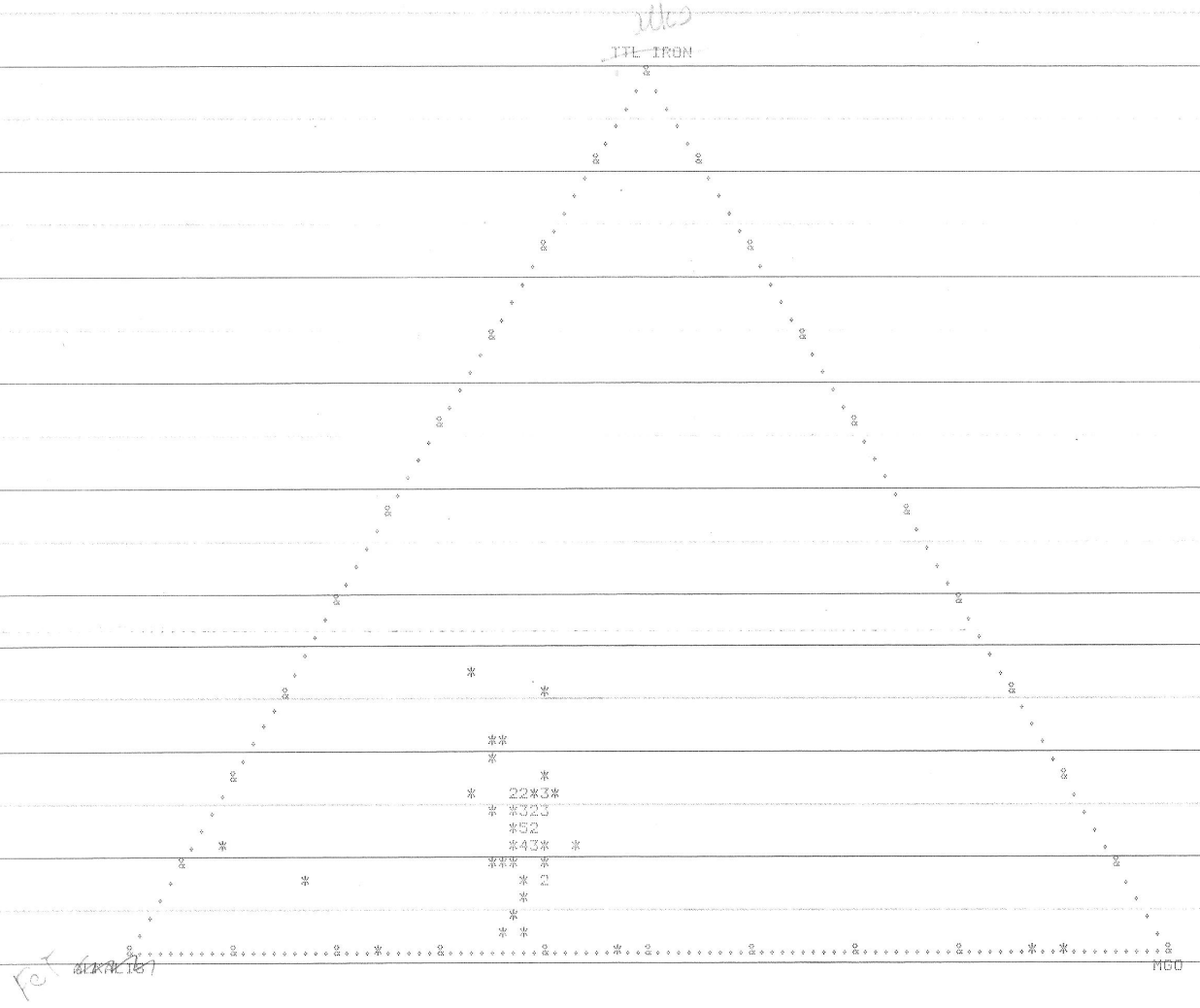

```
***********************************************************************************************************************
***********************************************************************************************************************
******************** TRIANGULAR DIAGRAM ASS     OCIATED WITH COORDINATES LISTED WITH NORMATIVE ANALYSIS :   61SA     MPLES PLOTTED.
 ********
***********************************************************************************************************************
***********************************************************************************************************************
```

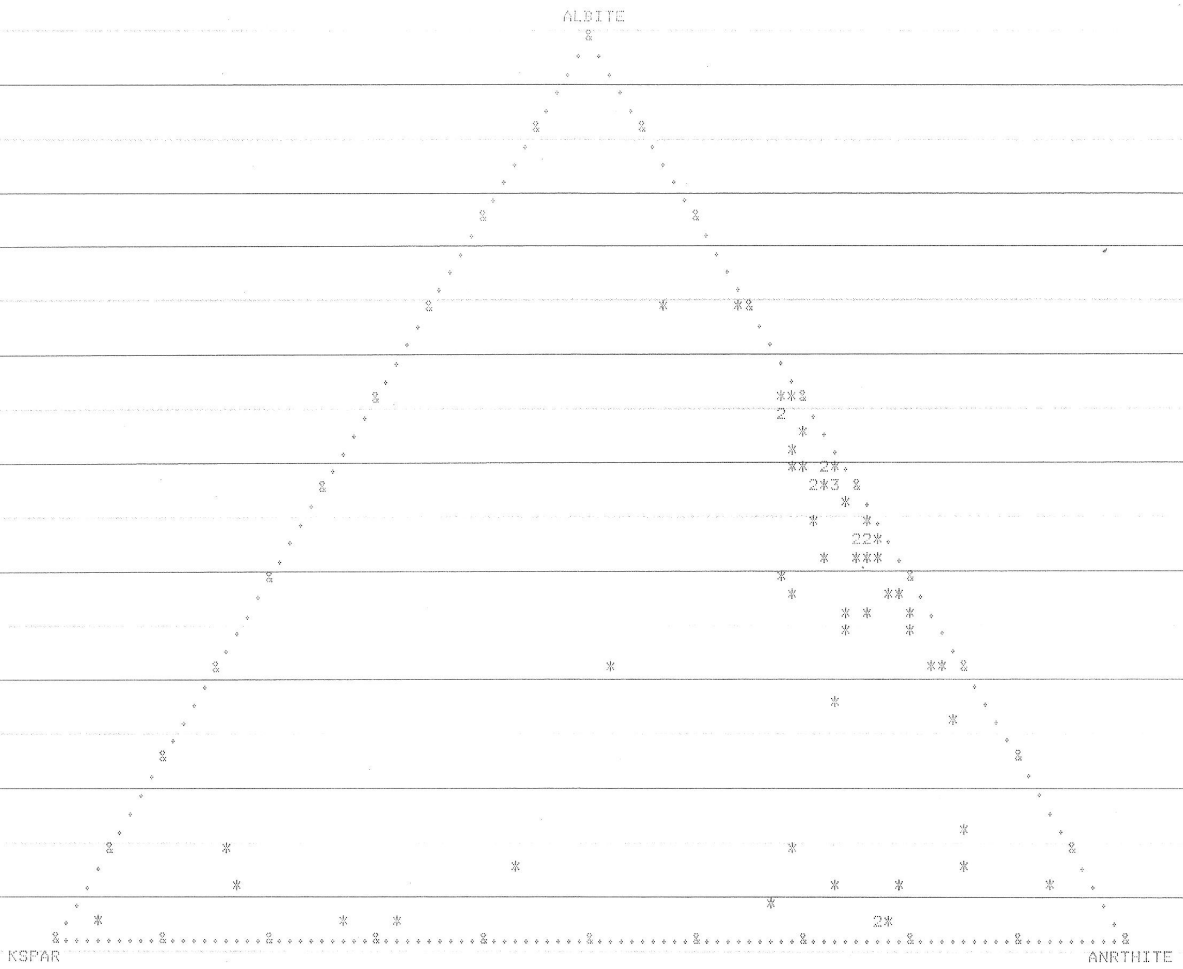

```
****************************************************************************************************************************************
****************************************************************************************************************************************
******************** TRIANGULAR DIAGRAM ASS      OCIATED WITH COORDINATES LISTED WITH NORMATIVE ANALYSIS :   61SA     MPLES PLOTTED.
 ********
****************************************************************************************************************************************
****************************************************************************************************************************************
```

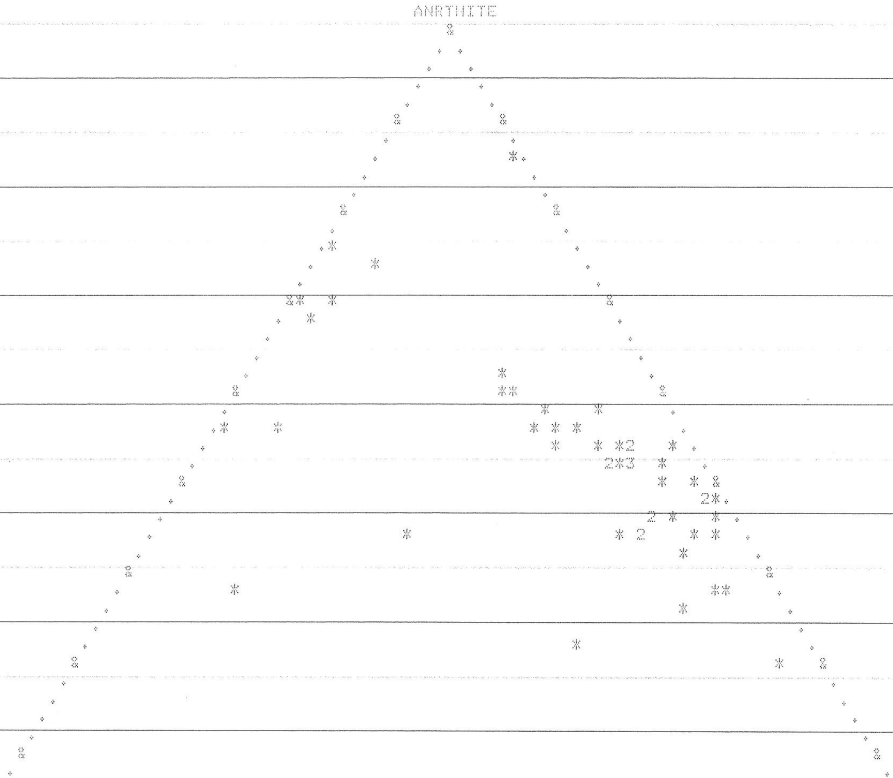

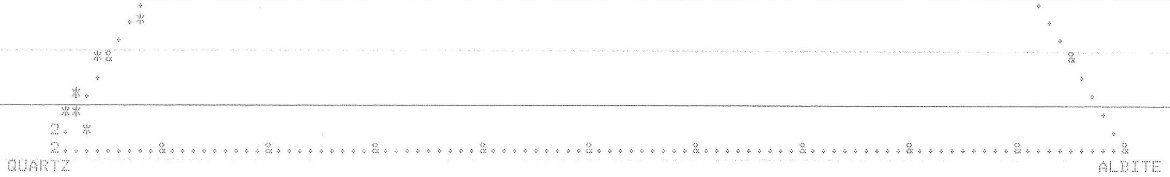

```
****************************************************************************************************
****************************************************************************************************
******************* TRIANGULAR DIAGRAM ASS      OCIATED WITH COORDINATES LISTED WITH NORMATIVE ANALYSIS :   61SA      MPLES PLOTTED.
 ********
****************************************************************************************************
****************************************************************************************************
```

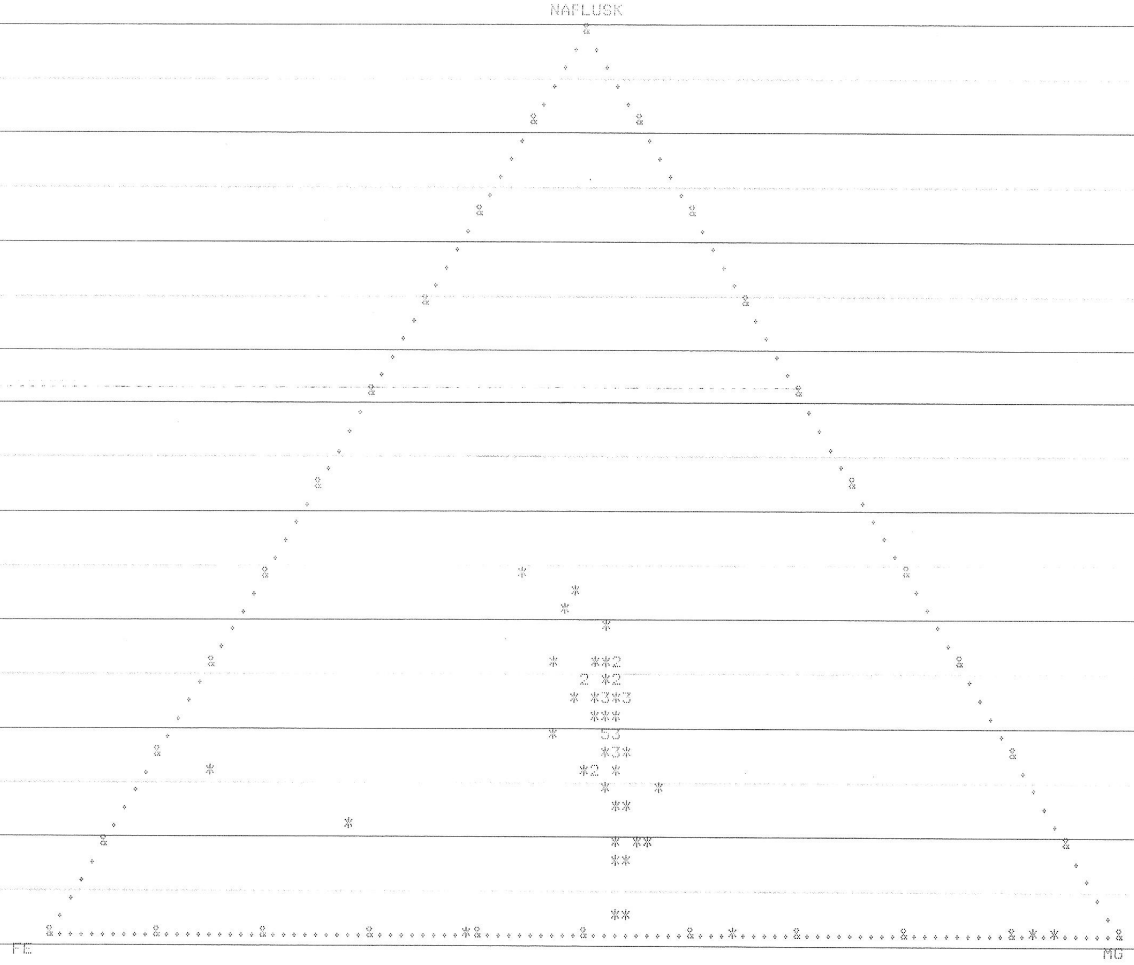

```
****************************************************************************************************
****************************************************************************************************
******************* TRIANGULAR DIAGRAM ASS      OCIATED WITH COORDINATES LISTED WITH NORMATIVE ANALYSIS :   61SA      MPLES PLOTTED.
 ********
****************************************************************************************************
****************************************************************************************************
```

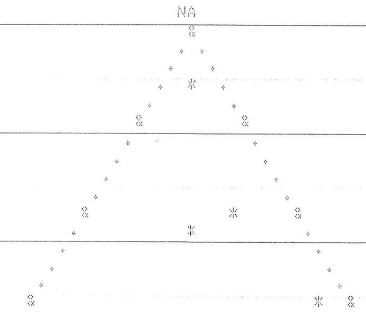

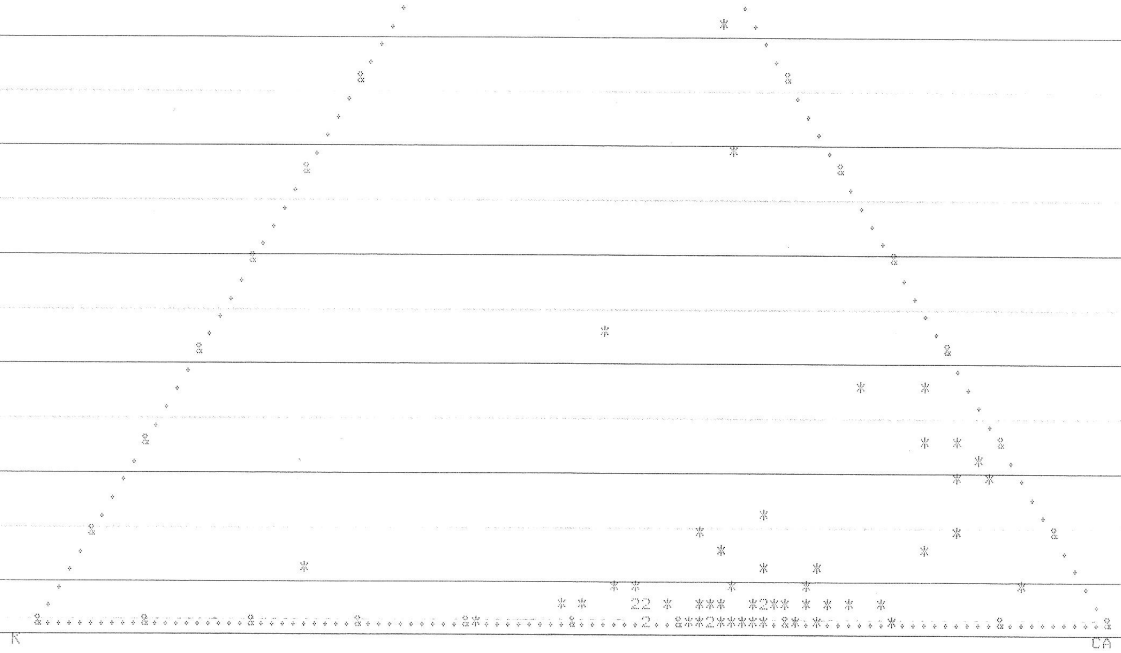

```
*************************************************************************************************************************************
*************************************************************************************************************************************
******************** TRIANGULAR DIAGRAM ASS      OCIATED WITH COORDINATES LISTED WITH NORMATIVE ANALYSIS :   61SA     MPLES PLOTTED.
 ********
*************************************************************************************************************************************
*************************************************************************************************************************************

*DONE
*EDIT O TRIM@NORM
-FVS:/4810/

4810       PLOT2(IC2,1)=FMAA

-RVS:/FMAA/:/FMAF/

4810       PLOT2(IC2,1)=FMAF

-F
-RVS:/FMAA@F/:/FMAA/

4820       PLOT2(IC2,2)=FMAA

-B;2
-P;2

4800       IC2=IC2+1
4810       PLOT2(IC2,1)=FMAF

-FV

4820       PLOT2(IC2,2)=FMAA

-RESAVE TRINORM
DATA SAVED-TRINORM

4820       PLOT2(IC2,2)=FMAA

-LIST OUTPUT

OC.I.P.W. PERCENTAGE WEIGHT NORM, INCORPORATING WATER
OC.I.P.W. PERCENTAGE WEIGHT NORM, WATER-FREE
OC.I.P.W. PERCENTAGE WEIGHT NORM, INCORPORATING WATER
OC.I.P.W. PERCENTAGE WEIGHT N


4820       PLOT2(IC2,2)=FMAA

-DONE
*BYE
**cost:  $    6.42 to date:  $  576.29=  0%
**on at 11.171 - off at 12.064 on  01/18/80










CP DISCONNECTS




NPS DISCONNECG











LL
```