







BIG MISSOURI PROJECT  
 PROVINCE ZONE E-W SECTION



Figure 8

LEGEND

-  CHLORITIC ANDESITE
-  BLEACHED ANDESITE
-  CHERTY TUFF
-  FAULT WITH DISPLACEMENT
-  CONTACT
-  DRILL HOLE

NOTE: LOCATION OF SECTION SHOWN ON FIGURE 4.  
 NO VERTICAL EXAGGERATION.

890769