

PLACER DOME INC.

Placer Data Analysis System - STATS

run on 89:02:05 at 13:44:57

SPRING SOILS, ALL DATA

862622

Summary of data from file : spg88.sol

This data file contains an internal header: (5 records)

Data grouped into 10 fields
with format: (A4,2A8,2F8.1,4F7.0,F6.1)

Character ID fields:
PROJ LINE STAT

Coordinate fields:
EAST NRTH

Other data fields:
CU ZN PB AU AG

Missing data indicated by NULL value 9999.00

BASIC STATISTICS OF SELECTED DATA FIELDS:

NAME	NDATA	NULLS	MINIMUM	MAXIMUM	MEAN	STD. DEV.	GEOM. MEAN	DISPERSION
CU	4426	1	3.00000	232.000	16.5054	13.7174	13.7226	7.81285 24.1025
AU	4424	3	2.00000	770.000	5.10556	17.3748	3.52722	2.06409 6.02748
ZN	4426	1	20.0000	9800.00	198.813	261.579	137.240	61.5391 306.063
PB	4426	1	1.00000	650.000	18.1643	24.5700	12.9367	6.15449 27.1927
AG	4426	1	.100000	14.0000	.256977	.386615	.186549	.926547E-01 .375593

HISTO:

SPRING SOILS, ALL DATA

RUN ON 89:02:05 AT 13:44:57

File: spg88.sol

Field name: AU

LOG = 0 REPVAL = .00100

4424 SAMPLES WITH AU

MINIMUM: 2.00000

MAXIMUM: 770.000

4362 VALUES PLOTTED:


62 NOT IN RANGE 2.00000 to 30.0000

MEAN:

3.84021

STD. DEV.: 3.22765

SCALE OF HISTOGRAM IS 40.00 COUNTS /PRINT POSITION # = 5,50,95%



HISTO:

SPRING SOILS, ALL DATA

RUN ON 89:02:05 AT 13:44:57

File: spg88.sol

Field name: CU

LOG = 0

REPVAL =

.00100

4426 SAMPLES WITH CU

MINIMUM: 3.00000

MAXIMUM: 232.000

4408 VALUES PLOTTED:

18 NOT IN RANGE

3.00000

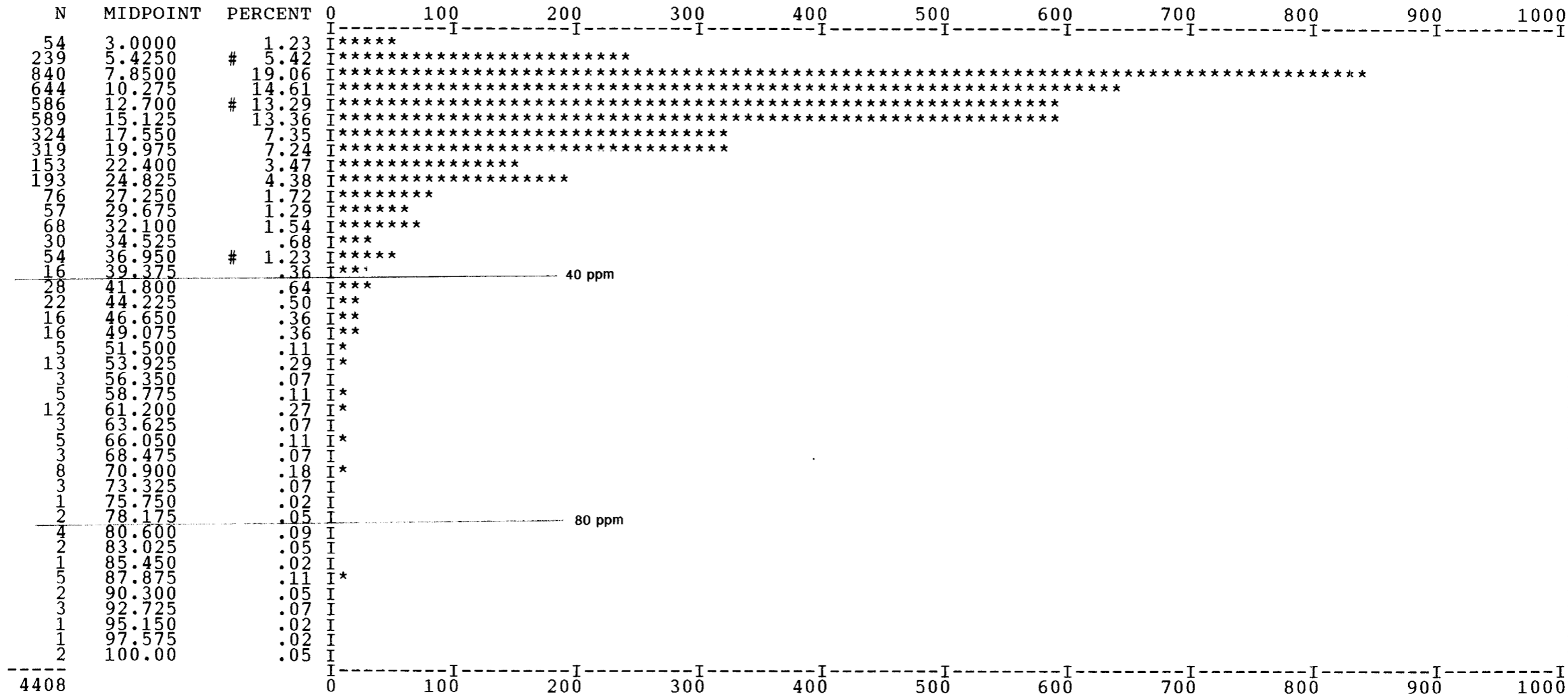
to 100.000

MEAN:

16.0048

STD. DEV.: 11.0686

SCALE OF HISTOGRAM IS 10.00 COUNTS /PRINT POSITION # = 5,50,95%



4408

HISTO:

SPRING SOILS, ALL DATA

RUN ON 89:02:05 AT 13:49:48

File: spg88.sol

Field name: ZN

LOG = 0 REPVAL = .00100

4426 SAMPLES WITH ZN

MINIMUM: 20.0000

MAXIMUM: 9800.00

4375 VALUES PLOTTED:

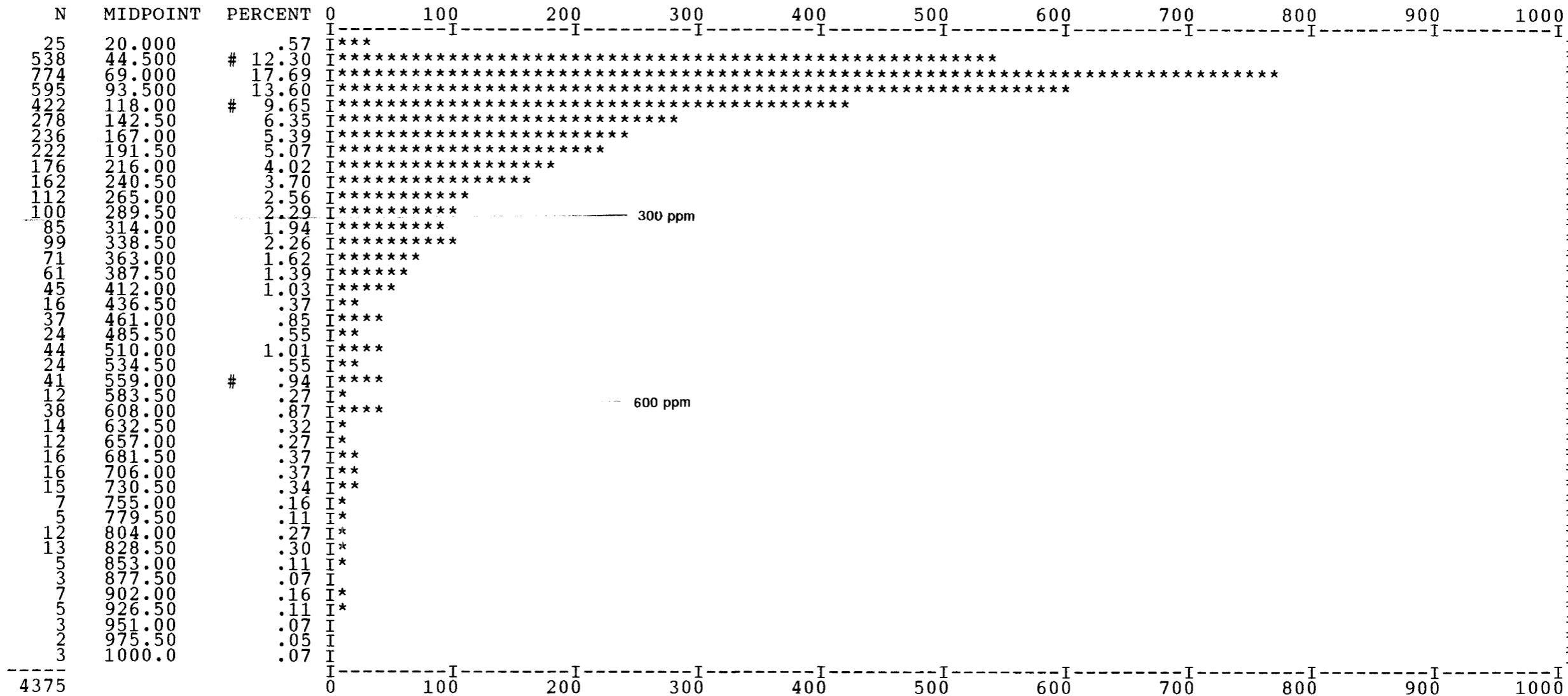
51 NOT IN RANGE 20.0000 to 1000.00

MEAN:

182.232

STD. DEV.: 163.695

SCALE OF HISTOGRAM IS 10.00 COUNTS /PRINT POSITION # = 5,50,95%



4375

HISTO:

SPRING SOILS, ALL DATA

RUN ON 89:02:05 AT 13:49:48

File: spg88.sol

Field name: PB

LOG = 0

REPVAL =

.00100

4426 SAMPLES WITH PB

MINIMUM: 1.00000

MAXIMUM: 650.000

4382 VALUES PLOTTED:

44 NOT IN RANGE

1.00000

to 100.000

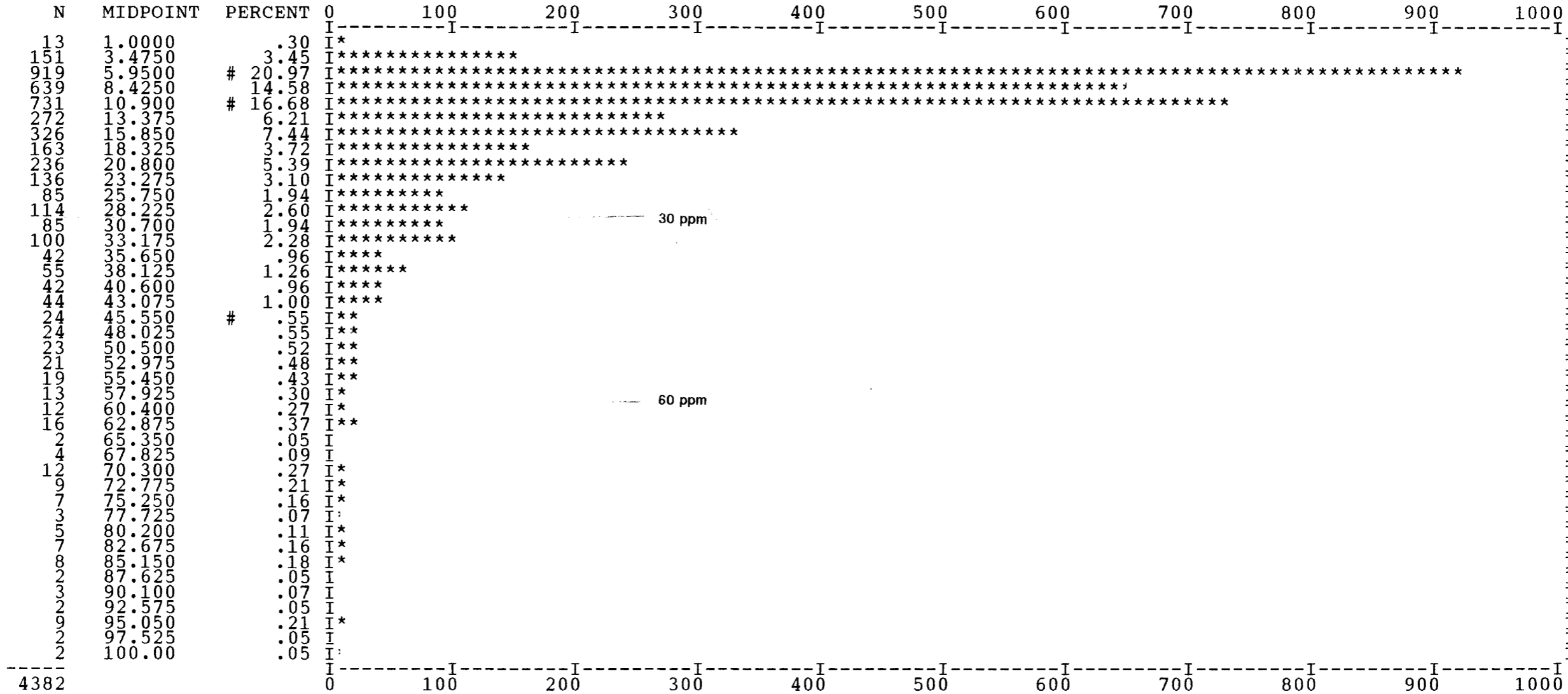
MEAN:

16.4724

STD. DEV.:

14.3055

SCALE OF HISTOGRAM IS 10.00 COUNTS /PRINT POSITION # = 5,50,95%



4382

HISTO:

SPRING SOILS, ALL DATA

RUN ON 89:02:05 AT 13:49:48

File: spg88.sol

Field name: AG

LOG = 0 REPVAL = .00100

4426 SAMPLES WITH AG

MINIMUM: .100000

MAXIMUM: 14.0000

4420 VALUES PLOTTED:

6 NOT IN RANGE .100000 to 3.00000

MEAN:

.247779

STD. DEV.: .260817

SCALE OF HISTOGRAM IS 40.00 COUNTS /PRINT POSITION # = 5,50,95%

