

Placer Data Analysis System - STATS

run on 90:04:24 at 10:42:02

NOBLE SSR GRID 1989 SOILS

Summary of data from file : ssr-89.utm

This data file contains an internal header: (5 records)

Data grouped into 11 fields
with format: (1A8, 4F10.2, 6F10.2)

Character ID fields:

LINE

Coordinate fields:

EAST NRTM XUTM YUTM

Other data fields:

AS AU AG CU PB ZN

Missing data indicated by NULL value 99999.0

BASIC STATISTICS OF SELECTED DATA FIELDS:

| NAME | NDATA | NULLS | MINIMUM | MAXIMUM | MEAN | STD. DEV. | GEOM. MEAN | DISPERSION |
|------|-------|-------|---------|---------|---------|-----------|------------|------------|
| AS | 900 | 506 | 1.00000 | 117.000 | 8.13111 | 9.18337 | 5.47673 | 2.21310 |
| AU | 1394 | 12 | 2.50000 | 200.000 | 7.15531 | 12.3442 | 4.08219 | 1.70137 |
| AG | 786 | 620 | .100000 | 5.20000 | .260305 | .299004 | .197921 | .101680 |
| CU | 785 | 621 | 3.00000 | 1010.00 | 28.7554 | 42.4795 | 21.3205 | 10.4266 |
| PB | 786 | 620 | 3.00000 | 1070.00 | 36.9885 | 57.2405 | 25.2553 | 11.6787 |
| ZN | 786 | 620 | 12.0000 | 3400.00 | 208.316 | 293.562 | 144.016 | 69.0383 |

HISTO:

NOBLE SSR GRID 1989 SOILS

RUN ON 90:04:24 AT 10:42:02

File: ssr-89.utm

Field name: AS LOG = 1 REPVAL = .00100

900 SAMPLES WITH AS MINIMUM: 1.00000 MAXIMUM: 117.000

881 VALUES PLOTTED: 19 NOT IN RANGE 1.00000 to 35.0000

GEOMETRIC MEAN: 5.21948 DISPERSION: 2.22506 12.2437

SCALE OF HISTOGRAM IS 2.00 COUNTS /PRINT POSITION # = 5,50,95%



HISTO:

NOBLE SSR GRID 1989 SOILS

RUN ON 90:04:24 AT 10:42:02

File: ssr-89.utm

Field name: AU

LOG = 0 REPVAL = .00100

1394 SAMPLES WITH AU

MINIMUM: 2.50000

MAXIMUM: 200.000


1394 VALUES PLOTTED:

0 NOT IN RANGE 2.50000 to 200.000

MEAN: 7.15531

STD. DEV.: 12.3442

SCALE OF HISTOGRAM IS 20.00 COUNTS /PRINT POSITION # = 5,50,95%



HISTO:

NOBLE SSR GRID 1989 SOILS

RUN ON 90:04:24 AT 10:42:02

File: ssr-89.utm

Field name: CU

LOG = 0 REPVAL = .00100

785 SAMPLES WITH CU

MINIMUM: 3.00000

MAXIMUM: 1010.00

785 VALUES PLOTTED:

0 NOT IN RANGE

3.00000

to 1010.00

MEAN:


28.7554

STD. DEV.: 42.4795

SCALE OF HISTOGRAM IS

4.00 COUNTS /PRINT POSITION

= 5,50,95%



HISTO:

NOBLE SSR GRID 1989 SOILS

RUN ON 90:04:24 AT 10:42:02

File: ssr-89.utm


Field name: PB LOG = 0 REPVAL = .00100

786 SAMPLES WITH PB MINIMUM: 3.00000 MAXIMUM: 1070.00

786 VALUES PLOTTED: 0 NOT IN RANGE 3.00000 to 1070.00

MEAN: 36.9885 STD. DEV.: 57.2405

SCALE OF HISTOGRAM IS 4.00 COUNTS /PRINT POSITION # = 5,50,95%



HISTO:

NOBLE SSR GRID 1989 SOILS

RUN ON 90:04:24 AT 10:42:02

File: ssr-89.utm

Field name: ZN

LOG = 0 REPVAL = .00100

786 SAMPLES WITH ZN MINIMUM: 12.0000 MAXIMUM: 3400.00

786 VALUES PLOTTED: 0 NOT IN RANGE 12.0000 to 3400.00

MEAN: 208.316 STD. DEV.: 293.562

SCALE OF HISTOGRAM IS 5.00 COUNTS /PRINT POSITION # = 5,50,95%

