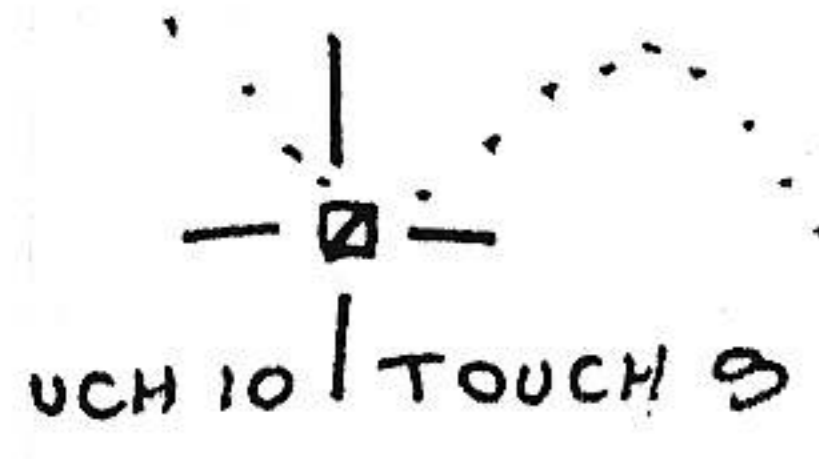
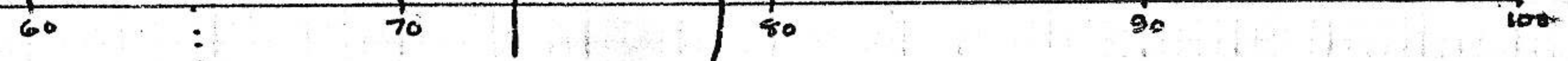


tailings



UCH 10 TOUCH 8



PIT

mauve/greenish  
- low mod. ep veins + blebs

mottled appearance  
- patchy mal stain along E/W, NW and N/S fractures;  
- main ep fractures @ 160° 80°  
- also assoc. w/ limonite  
- minor fract at 40° 78° NW

1-4cm fract. 120° 58°  
mal x minor cc

78° 160° 50° 70°  
- green andes.  
- m. ep blebs + N veins  
- 2cm fract. mottled mauve/green  
- 10-20cm joints  
- mal (N+E) stain  
o/c is hanging wall of fault

mauve to red/brown

10-20cm joints

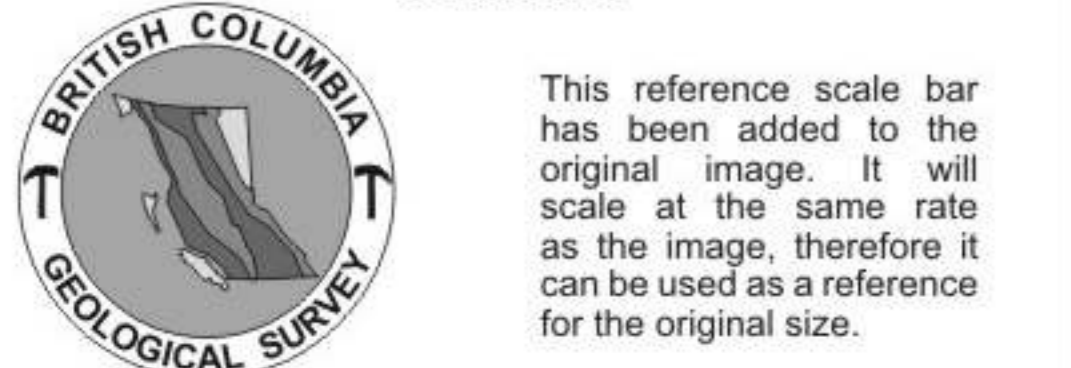
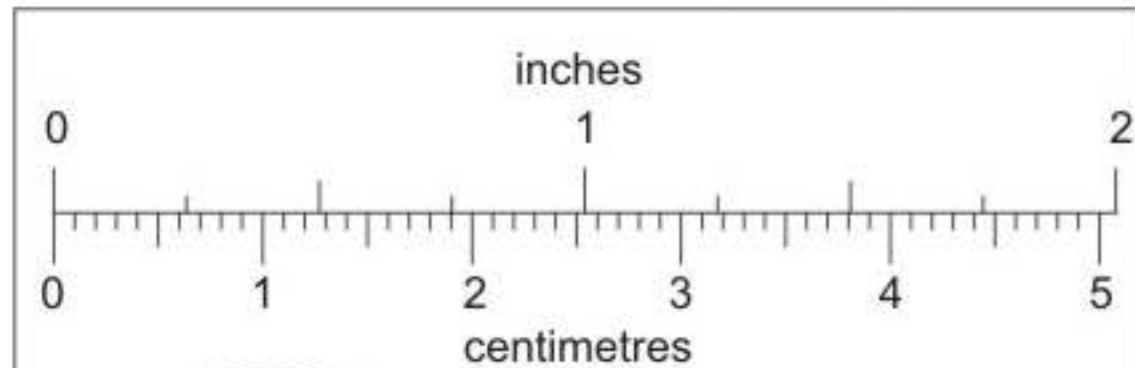
180° 40° 50° 130°  
- mottled mauve/purple andes.  
- minor dusty disem. black/grey sulfide  
- w→m blebby ep  
- m. perv. ca  
- white clay on surface

120° 50°

5 to 10cm fract. 85°

(2-3mm) ang porph. flow green  
- mod ep.  
- strong mag.

undefined contact  
blw green and  
mauve/green volcanics  
→ gradational



This reference scale bar has been added to the original image. It will scale at the same rate as the image, therefore it can be used as a reference for the original size.

861124  
Locality 6