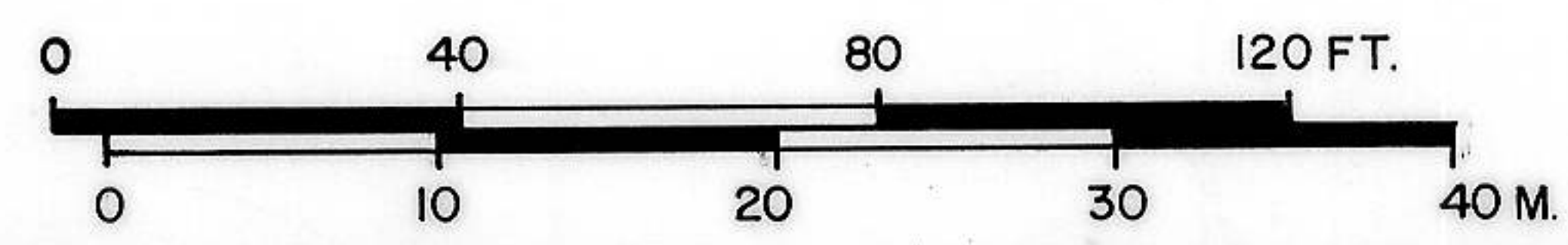

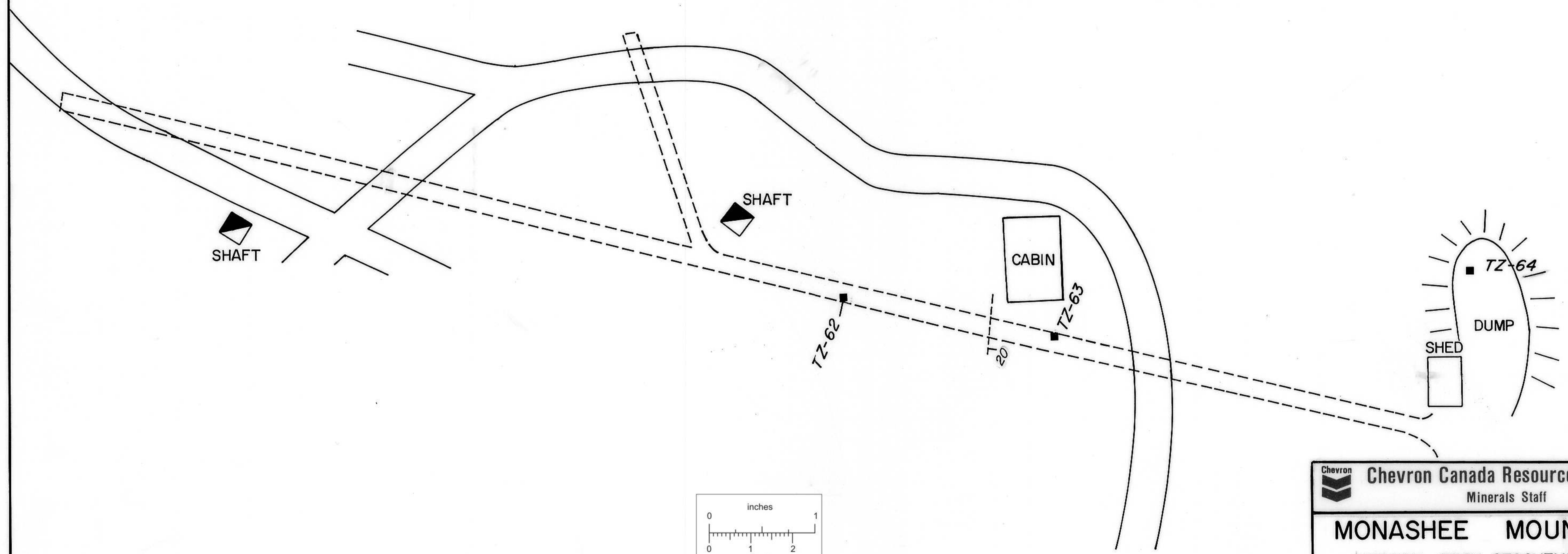


SAMPLE #	Ag ppm	As ppm	Sb ppm	Au ppb	Au oz/ton
TZ6VI-62	92.0	5	6.4	+10000	2.284
TZ6VI-63	1.8	4	0.5	485	
TZ6VI-64	37.0	460	6.0	6350	
TZ6VI-65	36.0	1100	14.0	1150	
TZ6VI-66	1.1	33	2.0	120	

+ means greater than
- means less than



Chevron Chevron Canada Resources Limited
Minerals Staff

MONASHEE MOUNTAIN
MORGAN ROCK GEOCHEMISTRY

FIGURE No. 2	PROJECT No. M566
DATE Oct. 1986	REVISIONS
NTS No. 82L/1, 2	Scale 1: 480
COMPILED BY: SM	FILE No. C-1

843323