

WOODS ENGINEERING INC. 10/10/12

75' W

50' W

25' W

BASELINE

25' E

50' E



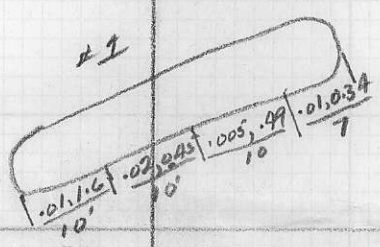
DUSTY MAC
825215
10,150 N

10,125 N

10,100 N

10,075 N

10,050 N



10,000 N.

9,975 N.