

To: Dusty Mac Mines Ltd.

REPORT No. A23 - 281

PAGE No. 1

BONDAR-CLEGG & COMPANY LTD.


DATE: June 27, 1973

CERTIFICATE OF ASSAY

825171

is hereby certified that the following are the results of assays made by us upon the herein described sludge samples.

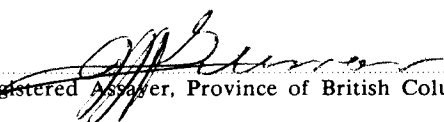
MARKED	GOLD		SILVER								TOTAL VALUE PER TON (2000 LBS.)
	Ounces per Ton	Value per Ton	Ounces per Ton	Percent	Percent	Percent	Percent	Percent	Percent		
Hole #401 0 - 5	0.39		2.0								
5 - 10	0.67		5.2								
10 - 15	1.27		17.4								
15 - 20	3.25		35.0								
20 - 25	0.31		4.2								
25 - 30	0.18		2.5								
30 - 35	0.14		1.3								
35 - 40	0.070		0.64								
40 - 45	0.080		0.67								
45 - 50	0.060		0.54								
50 - 55	0.020		0.33								
55 - 60	0.020		0.40								
60 - 65	0.020		0.26								
65 - 70	0.020		0.24								
70 - 75	0.035		0.22								
75 - 80	0.025		0.19								
80 - 85	0.045		0.46								
85 - 90	0.025		0.21								
90 - 95	0.015		0.17								
95 - 100	0.090		0.70								


 Registered Assayer, Province of British Columbia

CERTIFICATE OF ASSAY

that the following are the results of assays made by us upon the herein described sludge samples.

MARKED	GOLD		SILVER								TOTAL VALUE PER TON (2000 LBS.)
	Ounces per Ton	Value per Ton	Ounces per Ton	Percent	Percent	Percent	Percent	Percent	Percent	Percent	
Hole #402											
0 - 5	0.005		0.02								
5 - 10	0.020		0.05								
10 - 15	trace		trace								
15 - 20	0.005		0.06								
20 - 25	0.005		0.02								
25 - 30	trace		0.02								
30 - 35	0.010		0.08								
35 - 40	trace		0.02								
40 - 45	0.005		0.07								
45 - 50	trace		0.04								
50 - 55	trace		0.03								
55 - 60	trace		0.02								
60 - 65	0.010		0.03								


 Registered Assayer, Province of British Columbia

CERTIFICATE OF ASSAY

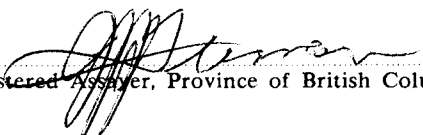
that the following are the results of assays made by us upon the herein described sludge samples.

MARKED	GOLD		SILVER								TOTAL VALUE PER TON (2000 LBS.)
	Ounces per Ton	Value per Ton	Ounces per Ton	Percent	Percent	Percent	Percent	Percent	Percent	Percent	
Hole #404	5 - 10	trace	0.03								
	10 - 15	trace	0.02								
	15 - 20	trace	0.02								
	20 - 25	trace	trace								
	25 - 30	trace	trace								
	30 - 35	0.16	1.1								
	35 - 40	0.08	1.2								
	40 - 45	0.010	0.12								
	45 - 50	0.005	0.03								
	50 - 55	trace	trace								
	55 - 60	trace	0.02								
	60 - 65	0.07	0.96								
	65 - 70	0.055	0.18								
	70 - 75	0.13	4.0								
	75 - 80	0.10	2.6								
	80 - 85	0.020	0.22								
	85 - 90	0.090	0.29								
	90 - 95	trace	0.01								
	95 - 100	trace	0.02								
	100 - 105	trace	trace								
	105 - 110	trace	trace								
	110 - 115	trace	0.01								

CERTIFICATE OF ASSAY

that the following are the results of assays made by us upon the herein described sludge samples.

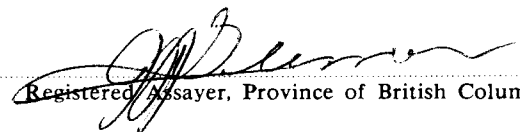
MARKED	GOLD		SILVER								TOTAL VALUE PER TON (2000 LBS.)
	Ounces per Ton	Value per Ton	Ounces per Ton	Percent	Percent	Percent	Percent	Percent	Percent		
Hole #406 0 - 5	trace		0.02								
5 - 10	0.005		0.03								
10 - 15	0.005		0.02								
15 - 20	0.025		0.06								
20 - 25	0.010		0.04								
25 - 30	0.005		0.05								
30 - 35	trace		0.02								
35 - 40	trace		0.02								
40 - 45	trace		0.04								
45 - 50	trace		trace								
50 - 55	trace		0.03								
55 - 60	trace		0.02								
60 - 65	trace		0.02								
65 - 70	trace		trace								
70 - 75	trace		0.04								
75 - 80	0.005		0.06								
80 - 85	trace		trace								
85 - 90	trace		trace								
90 - 95	trace		trace								
95 - 100	trace		trace								
100 - 105	trace		trace								
105 - 110	trace		trace								
110 - 115	trace		trace								
115 - 120	trace		trace								


 Registered Assayer, Province of British Columbia

CERTIFICATE OF ASSAY

to certify that the following are the results of assays made by us upon the herein described sludge samples.


MARKED	GOLD		SILVER								TOTAL VALUE PER TON (2000 LBS.)
	Ounces per Ton	Value per Ton	Ounces per Ton	Percent	Percent	Percent	Percent	Percent	Percent		
Hole #410 0 - 5	0.08		1.4								
5 - 10	0.12		1.5								
10 - 15	0.010		0.15								
15 - 20	0.020		0.26								
20 - 25	0.025		0.42								
25 - 30	0.06		0.86								
30 - 35	0.74		11.2								
35 - 40	0.07		1.3								
40 - 45	0.030		0.28								
45 - 50	0.020		0.35								
50 - 55	0.015		0.17								
55 - 60	0.015		0.06								
60 - 65	0.015		0.07								
65 - 70	0.010		0.10								
70 - 75	0.005		0.08								
75 - 80	0.005		0.04								
80 - 85	trace		0.02								
85 - 90	trace		0.02								
90 - 95	0.005		0.03								
95 - 100	0.005		0.07								


 Registered Assayer, Province of British Columbia

CERTIFICATE OF ASSAY

that the following are the results of assays made by us upon the herein described sludge samples.

MARKED	GOLD		SILVER								TOTAL VALUE PER TON (2000 LBS.)
	Ounces per Ton	Value per Ton	Ounces per Ton	Percent	Percent	Percent	Percent	Percent	Percent		
Hole #417 0 - 5	trace		0.02								
5 - 10	trace		trace								
10 - 15	trace		trace								
15 - 20	trace		trace								
20 - 25	trace		0.02								
25 - 30	trace		trace								
30 - 35	trace		trace								
35 - 40	trace		trace								
40 - 45	trace		trace								
45 - 50	trace		trace								
50 - 55	trace		0.01								
55 - 60	trace		trace								
60 - 65	trace		0.03								
65 - 70	trace		trace								
70 - 75	trace		trace								
75 - 80	trace		0.02								
80 - 85	trace		0.02								
85 - 90	trace		trace								
90 - 95	trace		0.02								
95 - 100	trace		0.02								
100 - 105	trace		0.01								
105 - 110	trace		0.07								
110 - 115	trace		0.04								
115 - 120	trace		0.02								
120 - 125	trace		0.02								


 Registered Assayer, Province of British Columbia

To: Dusty Mac Mines Ltd.

REPORT No. A23 - 166

PAGE No. 1

BONDAR-CLEGG & COMPANY LTD.

DATE: May 11, 1973

433 - 355 Burrard Street
Vancouver 1, B. C.

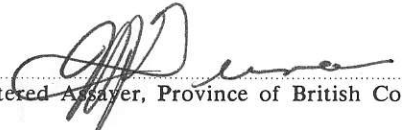
CERTIFICATE OF ASSAY

Samples submitted: May 9, 1973
Results completed: May 11, 1973

Attention: Mr. J. Glass

I hereby certify that the following are the results of assays made by us upon the herein described ore samples.

MARKED	GOLD		SILVER								TOTAL VALUE PER TON (2000 LBS.)
	Ounces per Ton	Value per Ton	Ounces per Ton	Percent	Percent	Percent	Percent	Percent	Percent	Percent	
277	trace		0.02								
278	trace		0.02								
279	0.005		0.41								
280	trace		0.02								
281	trace		trace								
282	trace		0.02								
286	trace		0.02								


Registered Assayer, Province of British Columbia



BONDAR-CLEGG & COMPANY LTD.

geologists • geochemists • analysts

1500 PEMBERTON AVENUE, NORTH VANCOUVER, B.C.

PHONE 988-5315


GEOCHEMICAL LAB REPORT

No. 23 - 322

Extraction..... Ag: Hot Aqua Regia
Au: Fire Assay & Hot Aqua Regia From..... Dusty Mac Mines Ltd.
Method..... Atomic Absorption Date..... July 13, 1973
Fraction Used..... Analyst..... K. B.

SAMPLE NO.	Au ppb	Ag ppm					REMARKS
418 35 - 40	90	7.0					
418 90 - 95	10	2.0					NOTE: Samples are solids from drill sludge decantings.
418 95 -100	20	6.0					
419 5 - 10	460	11.0					
419 30 - 35	30	4.2					
419 75 - 80	45	9.0					
428 5 - 10	15	4.0					
428 40 - 45	195	31.0					
429 70 - 75	40	4.7					
430 50 - 55	2000	6.8					
435 15 - 20	35	1.5					
435 35 - 40	15	2.6					

RECEIVED
JUL 19 1973
Ans'd.....



geologists • geochemists • analysts

BONDAR-CIEGG & COMPANY LTD.

1500 PEMBERTON AVENUE, NORTH VANCOUVER, B.C.
PHONE 988-5315

GEOCHEMICAL LAB REPORT

No. 23 - 105

Extraction Hot Aqua Regia

From Dusty Mac Mines Ltd.

Method Atomic Absorption

Date May 10, 1973

Fraction Used

Analyst K. B.

Table with columns: SAMPLE NO., Zn ppm, and REMARKS. Data points for Zn ppm: 277 (26), 278 (26), 279 (48), 280 (80), 281 (60), 282 (34), 286 (84).



BONDAR-CLEGG & COMPANY LTD.

geologists • geochemists • analysts

1500 PEMBERTON AVENUE, NORTH VANCOUVER, B.C.
PHONE 988-5315

GEOCHEMICAL LAB REPORT

No. 23 - 275

Extraction Ag; Hot Aqua Regia
Au; Fire Assay & Hot Aqua Regia

From Dusty Mac Mines Ltd.

Method Atomic Absorption

Date July 9, 19 73

Fraction Used.....

Analyst K. B.

SAMPLE NO.	Au ppb	Ag ppm				REMARKS
405 15 - 20	35	2.5	} 400 drilling			
405 20 - 25	375	8.5				
405 80 - 85	115	12.				
407 0 - 5	70	3.1				
407 70 - 75	45	3.0				H ₂ O + residue sampling
409 80 - 85	30	1.0				
411 15 - 20	35	1.3				
411 60 - 65	115	3.5				

RECEIVED
JUL 10 1973
Ans'd.....

