


↑  
 N  
 97+95N  
 97+95N

97+94N  
 97+94N

97+93N



QZ VEIN 178/64SW  
 -1st  
 FRACTURE 067/86SE  
 -2nd  
 (VEIN HAS THIS FRACTURE)  
 FR. ρ 6/100cm<sup>2</sup>

HIGH FRACTURES  
 95% QZ (VEIN)  
 FR. ρ 30/100cm<sup>2</sup>

MOD FRACTURES  
 PYRITE DISS 2%  
 QZ STRINGER 5%

QZ VEIN 155/60SW  
 -1st  
 QZ VEIN 064/70NW  
 -2nd  
 FRACTURE 045/65NW  
 -3rd

FR. ρ 7/100cm<sup>2</sup>

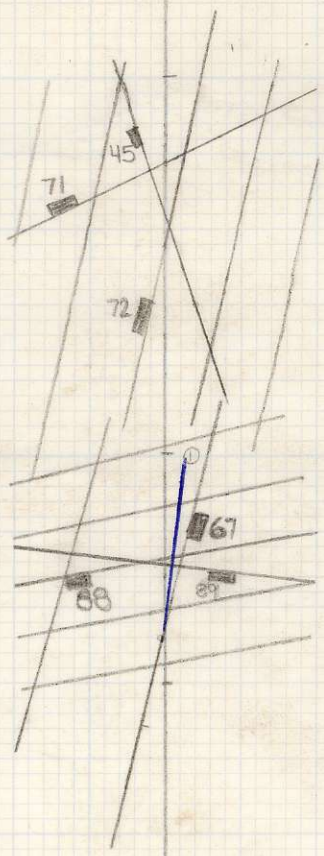
SC3 Dome  
 824697

101+95E



↑  
N

97+96N



MOD → WK FRACT  
FRAC ρ 4/100cm<sup>2</sup>

QZ STRINGER 4% OF RX  
0.2mm - 3.0mm

QZ VEIN 006°  
-1st  
FRAC. 081/88SE  
-2nd

MOD. → HIGH FRACT.

DISS PYRITE 2%  
QZ VEINS 3%

FR. ρ 25/100cm<sup>2</sup>

97+95N

101+95  
E



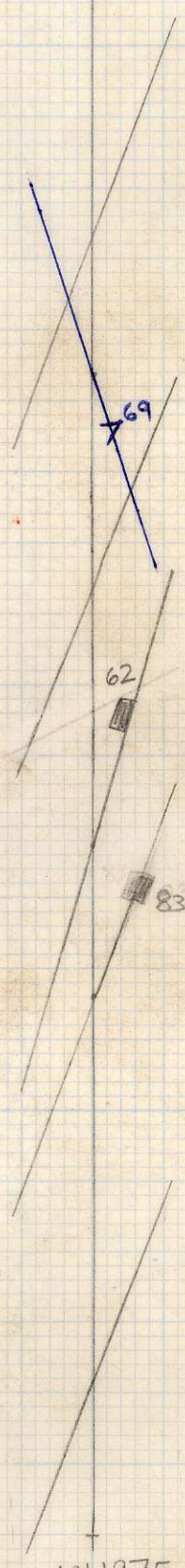


97+92.3N

97+92N

97+91N

97+90N



WK FRACTURES  
FRAC ρ 2/100cm<sup>2</sup>

1% DISS PYRITE  
QZ STRINGERS .2-.5mm  
2%

101+97E



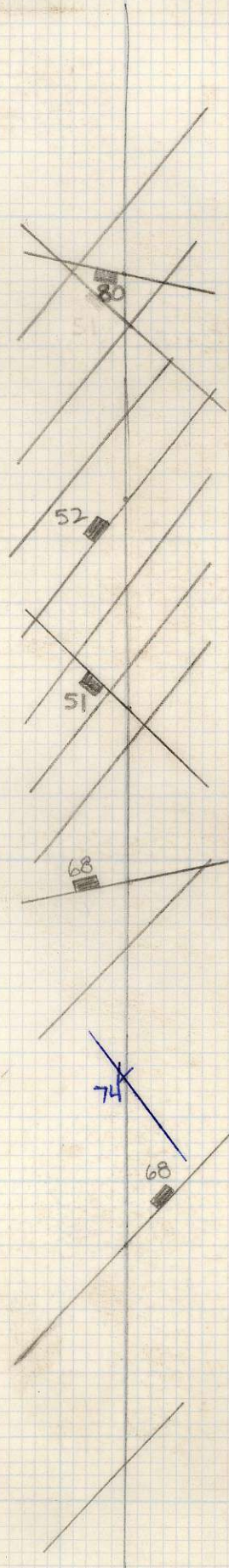




97+94N

97+93N

97+92N



QUARTZ VEINS  
AMT LARGER,  
DECREASE TO  
97+96N

QZ STRINGERS  
2-3%  
.2mm - 1mm

DISS PYRITE 2%

WEAK FRACTURES  
2/100 cm<sup>2</sup>

QZ VEINS 5% RX  
1cm - 5cm

QZ STRINGERS 4% RX  
0.2mm - 3mm

TRACE PYRITE

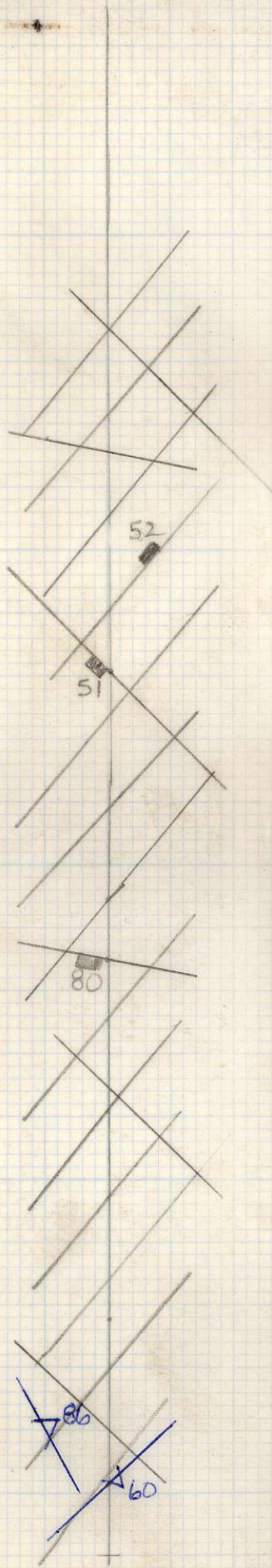
101+97E



97+96N

97+95N

97+94N



QZ STRINGERS  
0.5%  
0.2 mm - 1mm

MOD FRACTURES  
FRAC  $\rho$  6/100cm<sup>2</sup>



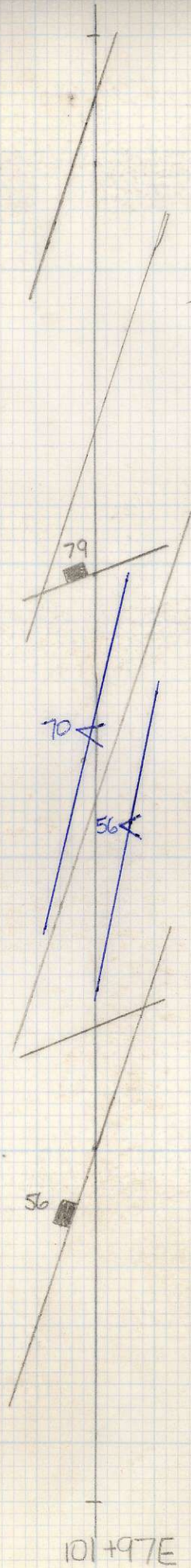
101+97E



97+98N

97+97N

97+96N



WK FRACTURE  
FRACT.  $\rho$  4/100cm<sup>2</sup>

QZ VEINS 1cm - 4cm  
1% RX

QZ STRINGERS  
0.5mm - 1mm  
0.5% RX

DISS PYRITE  
TRACE - 1%

101+97E






97+92N

97+91N

97+90N



WK FRACTURE  
FRAC ρ 3/100cm<sup>2</sup>

QZ VEINS 1cm-3cm  
10% RX

DISS PYR 2%

101+99E






97+94N

97+93N

97+92N



MOD FRAC.  
 FRAC  $\rho$  7/100cm<sup>2</sup>  
 QZ STRINGERS  
 .2mm - 1mm  
 QZ VEINS .5cm - 3cm  
 4% RX

101+99E



97+97N



N


97+96N

97+95N

97+94N

97+93N

97+92N




QZ VEIN AT 160°  
 FRAC -1st  
 066 / 74NW  
 -2nd

VEIN DENSITY (0)  
 1/100cm<sup>2</sup>


100+99E





97+98N

97+97N



MOD FRACTURE

101+99E



97+92.5




N

97+92

97+91


97+90N



102+01E




97+95.0



97+94.0

97+93.0

97+92.5



51

76

60

58

80

88


102+01E






97+97.5N

97+97N



97+96N-

97+95.0



36

63

35

51

76

102+01E

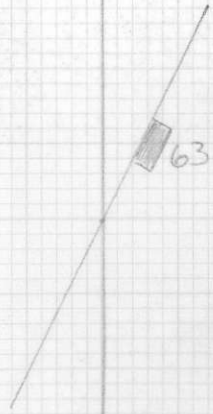




97+99N



97+98N



97+97.5N

102+01E




97+92.5



97+92N

97+91N


97+90N



102+03



97+95N

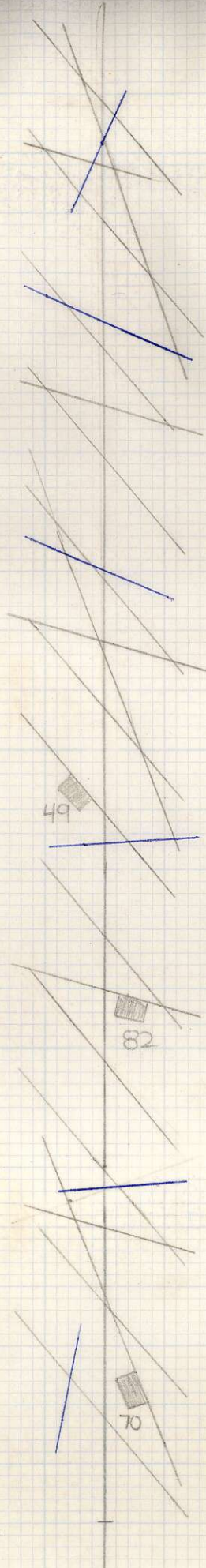


97+94N

97

97+93N

97+92.5 N



49


82

70

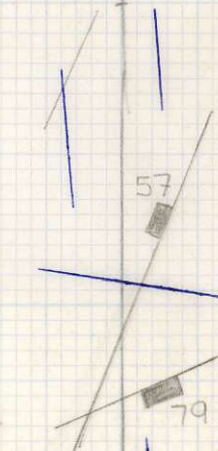
102+03E




97+97N



97+96N



97+95N



102+03

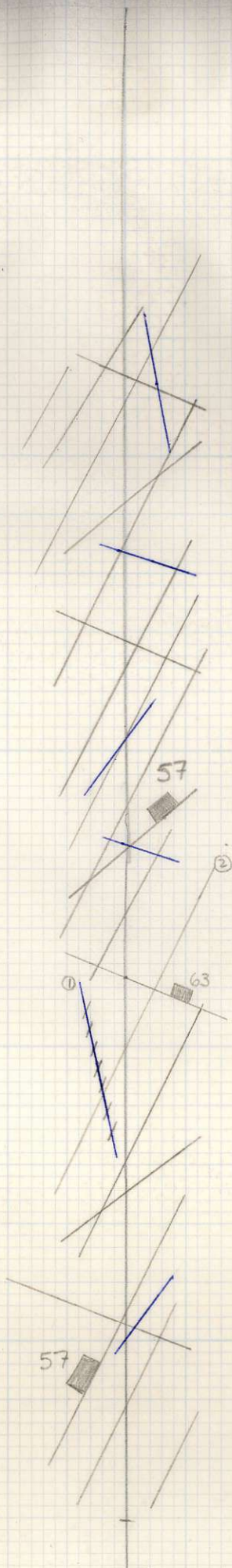




97+99

97+98


97+97



QZ VEIN 170°  
-1<sup>st</sup>  
FRAC 026/57NW  
-2<sup>nd</sup>

102103E





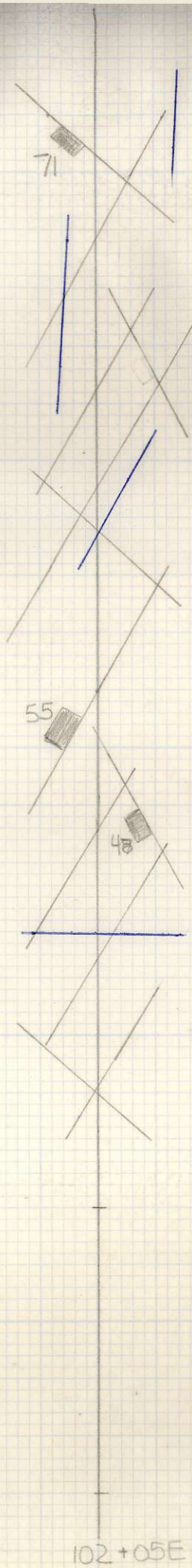
97+92.5

97+92N

97+91N

97+90.5

97+90N



102+05E






97+97.5

97+97.0

97+96.0


97+95.0N

102+05E





97+95.0



97+94.0

97+93.0

97+92.5 N


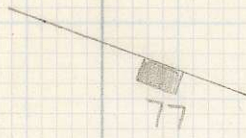
102+05E



97+99

97+98

97+97.5N



102+05E




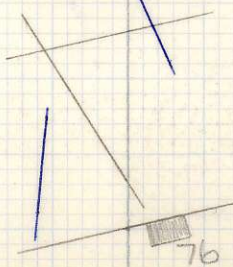
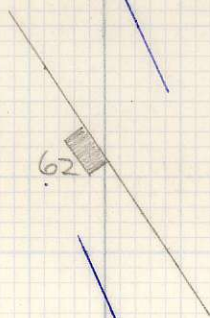
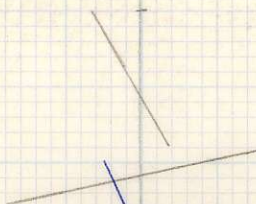
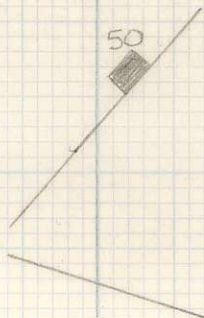
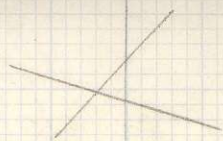


97+93.5

97+93

97+92

97+91N

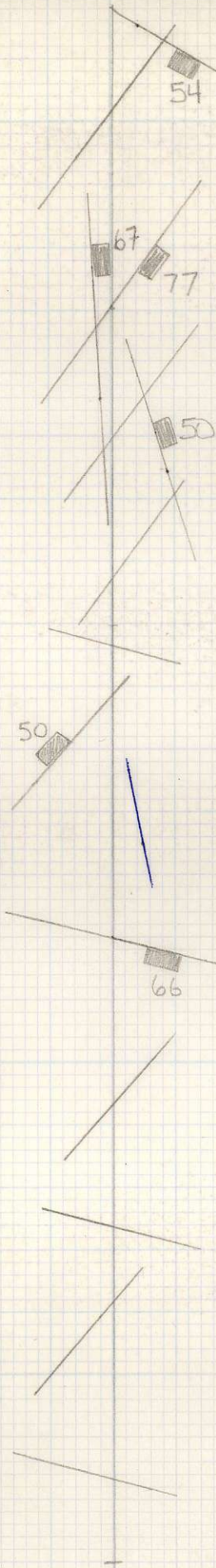


102+07E





97+96



97+95

97+94

97+93.5N

102+07E




↑  
N  
97+98.5

97+98N

97+97N

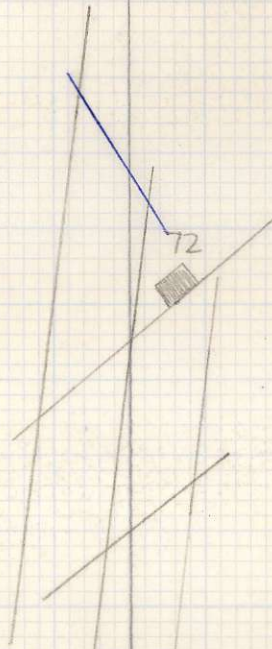
97+96N








97+92N




72

97+91N




76

97+90N



102+109E

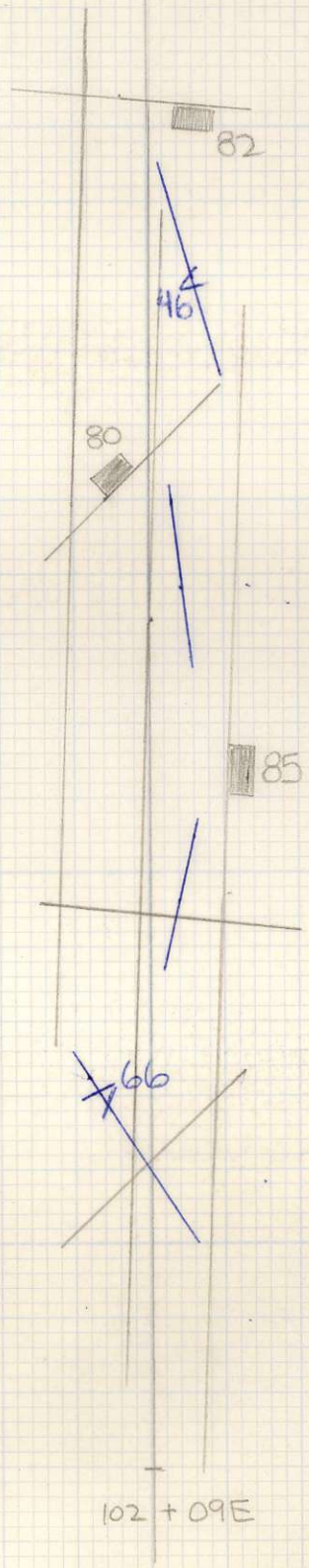




97+94N


97+93N

97+92N

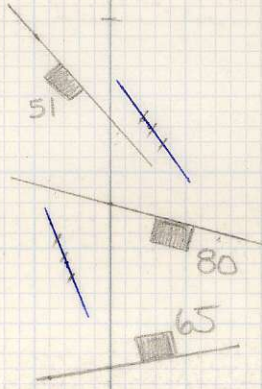


102 + 09E






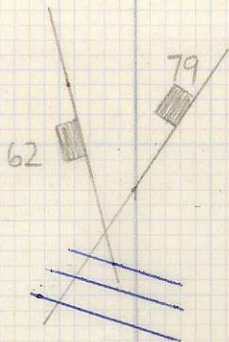
97+96N



97+95N



97+94N



102+09E

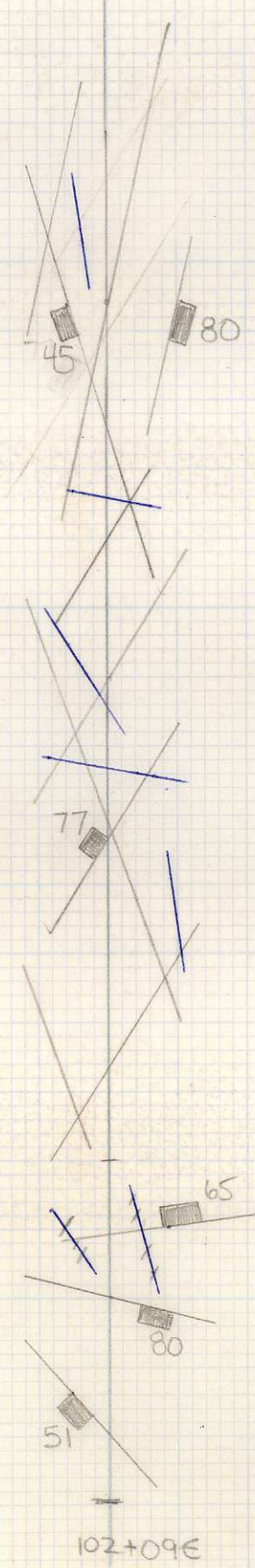




97+98N

97+97N

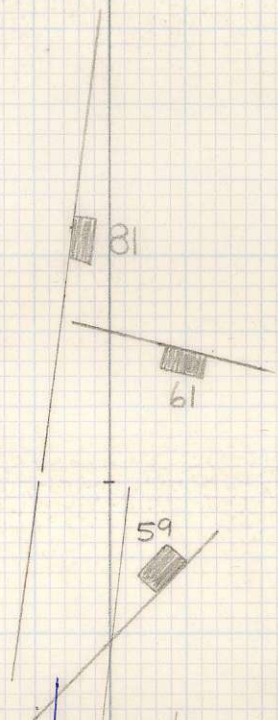
97+96N








97+93.0



97+92.0



97+91.0N

102+11E

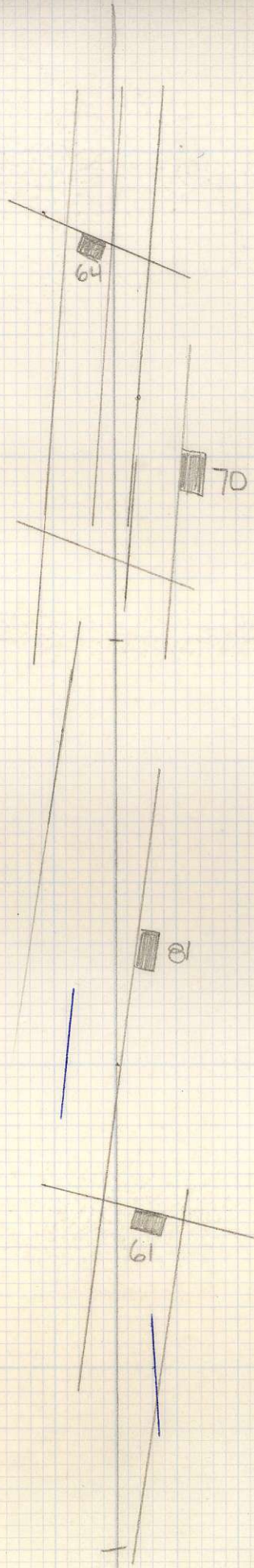




97+95.0N

97+94.0N

97+93.0N



102+11E






97+97

97+96

97+95.0N



102+11E