



CHEMEX LABS LTD.

ANALYTICAL CHEMISTS
GEOCHEMISTS
REGISTERED ASSAYERS

*File Rea Gold
Assay
Correlation*

Rea Gold
824383

December 28, 1983

Mr. Alex Davidson
Corporation Falconbridge Copper
6415 - 64th Street
Delta, B.C.
V4K 4E2

Dear Mr. Davidson,

Please find enclosed a statistical summary of data reported on certificates A8316682 and A8316755.

The following trends are rather obvious :

- a) The 1/2 assay ton results show good agreement with the full assay ton results, and could be used in calculating an average gold contents.
- b) The A.A. finish gold results are, on average, 6% higher than the results obtained with a gravimetric finish.
- c) The A.A. Silver results are, on average, 10% lower than the results obtained with a gravimetric finish.

This does not necessarily mean that the A.A. results are in error. What the data could indicate is that in the parting of gold and silver in the fire assay / gravimetric finish process some of the gold is lost with the silver. The actual gold contents could, therefore, be closer to the A.A finish values, than to the value obtained from averaging the gravimetric results.

If you have any futher questions, do not hesitate to contact me.

Sincerely,



Henk P. Blok

155 GLENDALE AVENUE, #7
SPARKS, NEVADA
U.S.A. 89431
TELEPHONE: (702) 356-5395

212 BROOKSBANK AVENUE
NORTH VANCOUVER, B.C.
CANADA V7J 2C1
TELEPHONE: (604) 984-0221
TELEX: 043-52597

***** THE FOLLOWING TRANSFORMATIONS WILL BE USED IN THIS RUN. *****

A = Au(A) + Au(B)
B = Au(C) + A
Au(mean) = B / 3.000
a = Ag(A) + Ag(B)
b = Ag(C) + a
Ag(mean) = b / 3.000
diff(Au) = Au(mean) - Au(E)
diff(Ag) = Ag(mean) - Ag(E)

SAMPLE NO.	diff(Au)	diff(Ag)
0183	-0.533	0.033
0184	-0.433	0.000
0185	-0.533	0.000
0186	-0.433	0.137
0187	-0.433	0.047
0188	0.100	0.000
0189	-0.300	0.147
0190	0.100	0.047
0191	-0.567	0.047
0192	-1.233	0.047
0193	-0.667	0.000
0194	0.067	0.000
0195	-1.000	0.000
0196	-0.300	0.137
0197	-0.500	0.067
0198	-2.500	2.267
0199	-4.567	4.333
0200	-5.367	2.367
0202	0.000	2.600
0203	-2.933	0.433
0204	-7.167	0.133
0205	-1.967	0.033
0206	-0.667	0.033
0207	-1.500	-0.100
0208	-1.100	-0.067
0209	-0.433	0.067
0239	-0.100	0.047
0240	-0.433	0.023
0241	0.133	0.000
0242	-0.133	0.023
0243	0.767	0.000
0244	0.100	0.000
0245	1.167	0.047
0246	0.500	0.047
0247	-3.167	-0.100
0248	-1.533	-0.067
0249	-1.667	0.100
0250	-3.067	-0.067
0254	-3.600	-0.033
0686	-0.467	0.000
0687	0.067	0.000
0689	-0.300	0.047
0690	-0.433	0.057
0691	0.733	0.100
0692	0.933	0.113
0693	-0.867	-0.157
0694	0.233	-0.067
0695	-0.100	0.133
0696	0.233	0.000
0697	-0.667	0.000

SAMPLE NO.	diff(Au)	diff(Ag)
0698	-0.067	0.023
0699	0.633	-0.047
0700	0.600	0.033
0751	0.400	0.047
0752	0.800	-0.023
0753	-0.100	-0.047
0754	0.000	0.023
0755	-0.233	-0.190
0756	0.600	-0.033
0757	-6.267	1.200
0758	-2.833	3.667
0759	-1.200	-0.100
0760	-2.733	0.200
0761	-1.733	0.137
0762	-2.967	0.023
0763	-0.967	0.000
0764	-1.700	0.000
0765	-0.233	0.000
0766	-0.533	0.023
0767	0.367	0.000
0768	-0.333	0.167
0769	-0.267	0.000
0770	0.067	0.000
0771	-0.500	0.000
0772	-0.367	0.023
0773	-0.067	0.023
0774	-0.567	0.023
0775	-0.200	0.000
0776	0.033	0.023
0777	0.033	0.000
0778	0.533	0.137
0779	0.400	0.137
0780	0.500	0.023
0781	0.167	0.023
0782	0.433	0.070
0783	0.733	0.103
0784	-0.800	0.067
0785	0.500	0.070
0786	0.633	0.103
0787	0.400	0.047
0788	0.833	0.170
0789	0.733	0.070
0790	0.867	0.047
0791	1.100	0.067
0792	-0.133	0.100
0793	1.200	-0.067
0794	-0.300	0.133
0795	1.033	0.000
0796	-1.333	0.033
0797	0.533	-0.033

SAMPLE NO.	diff(Au)	diff(Ag)
0798	-0.700	0.000
0799	0.833	0.067
0800	-0.467	0.010
0801	0.733	0.010
0802	0.633	-0.033
0803	0.600	-0.133
0804	0.167	0.137
0805	0.000	0.000
0806	0.133	0.000
0807	-0.867	0.047
0808	-1.367	0.080
0809	-0.100	0.023
0810	0.133	0.000
0811	0.233	0.000
0812	-0.500	0.000

\$

DATA TITLE: FALCONBRIDGE - special project Au and Ag comparison

THE FOLLOWING VARIABLES ARE IN THE DATA SET:

Au(A) Ag(A) Au(B) Ag(B) Au(C) Ag(C) Au(D) Ag(D) Au(E) Ag(E)

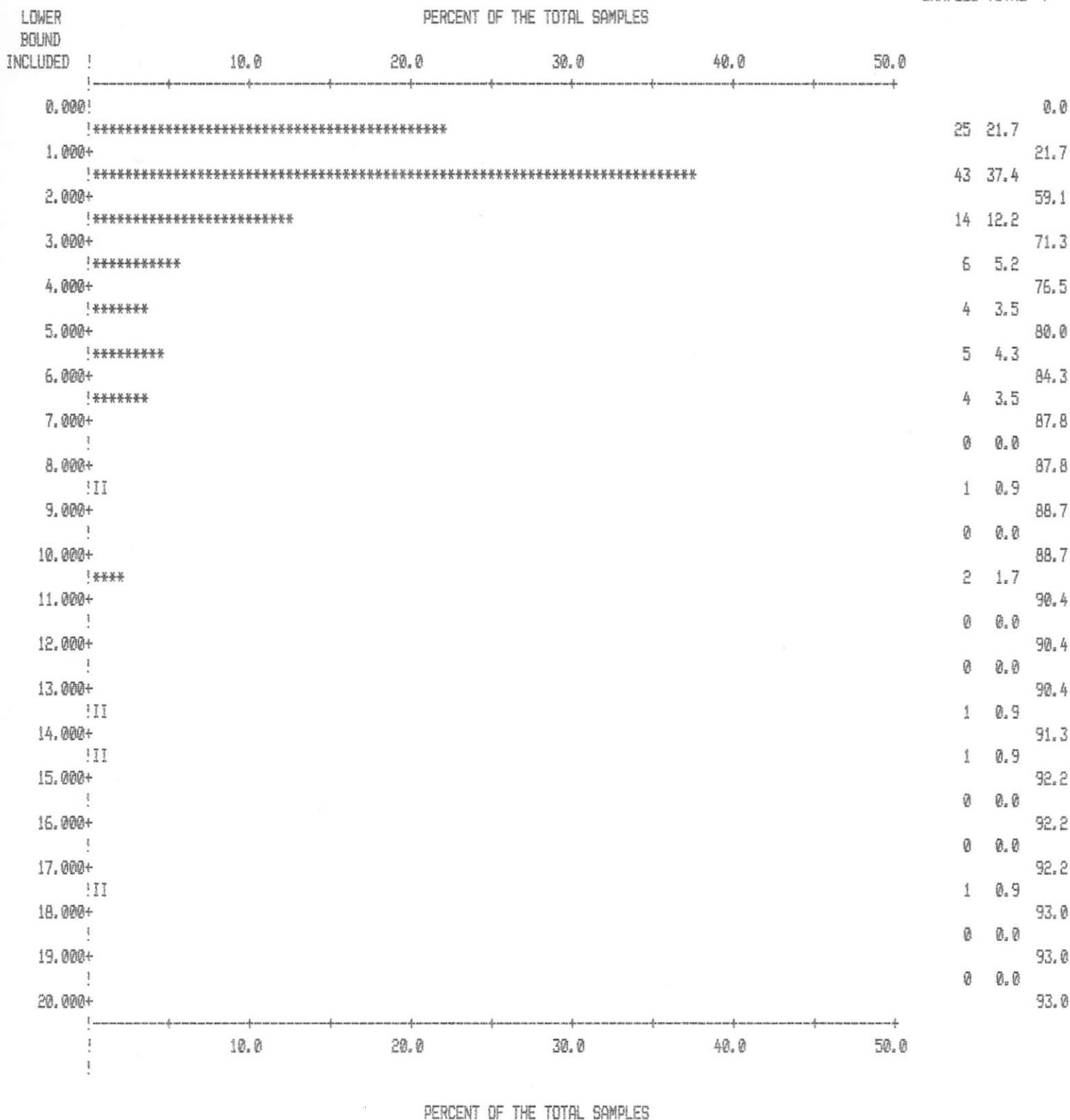
***** THE FOLLOWING TRANSFORMATIONS WILL BE USED IN THIS RUN. *****

A	=	Au(A)	+	Au(B)	
B	=	Au(C)	+	A	
Au(mean)	=	B	/		3.000
C	=	Au(D)	+	B	
Au(av4)	=	C	/		4.000
D	=	Au(E)	+	C	
Au(av5)	=	D	/		5.000
a	=	Ag(A)	+	Ag(B)	
b	=	Ag(C)	+	a	
Ag(mean)	=	b	/		3.000
c	=	Ag(D)	+	b	
Ag(av4)	=	c	/		4.000
d	=	Ag(E)	+	c	
Ag(av5)	=	d	/		5.000

DATA TITLE : FALCONBRIDGE - special project Au and Ag comparison

VARIABLE : Au(A)

OF % OF CUM.
SAMPLES TOTAL %



DATA ABOVE RANGE OF HISTOGRAM

*****	6	5.2	100.0
-------	---	-----	-------

VARIABLE:	Au (A)
NUMBER OF OBSERVATIONS:	115
MINIMUM:	0.300
MAXIMUM:	186.100
MEAN:	9.430
STANDARD ERROR OF MEAN:	2.696
STANDARD DEVIATION:	28.914
COEFFICIENT OF VARIATION:	306.628
SKEWNESS:	4.359
KURTOSIS:	19.183

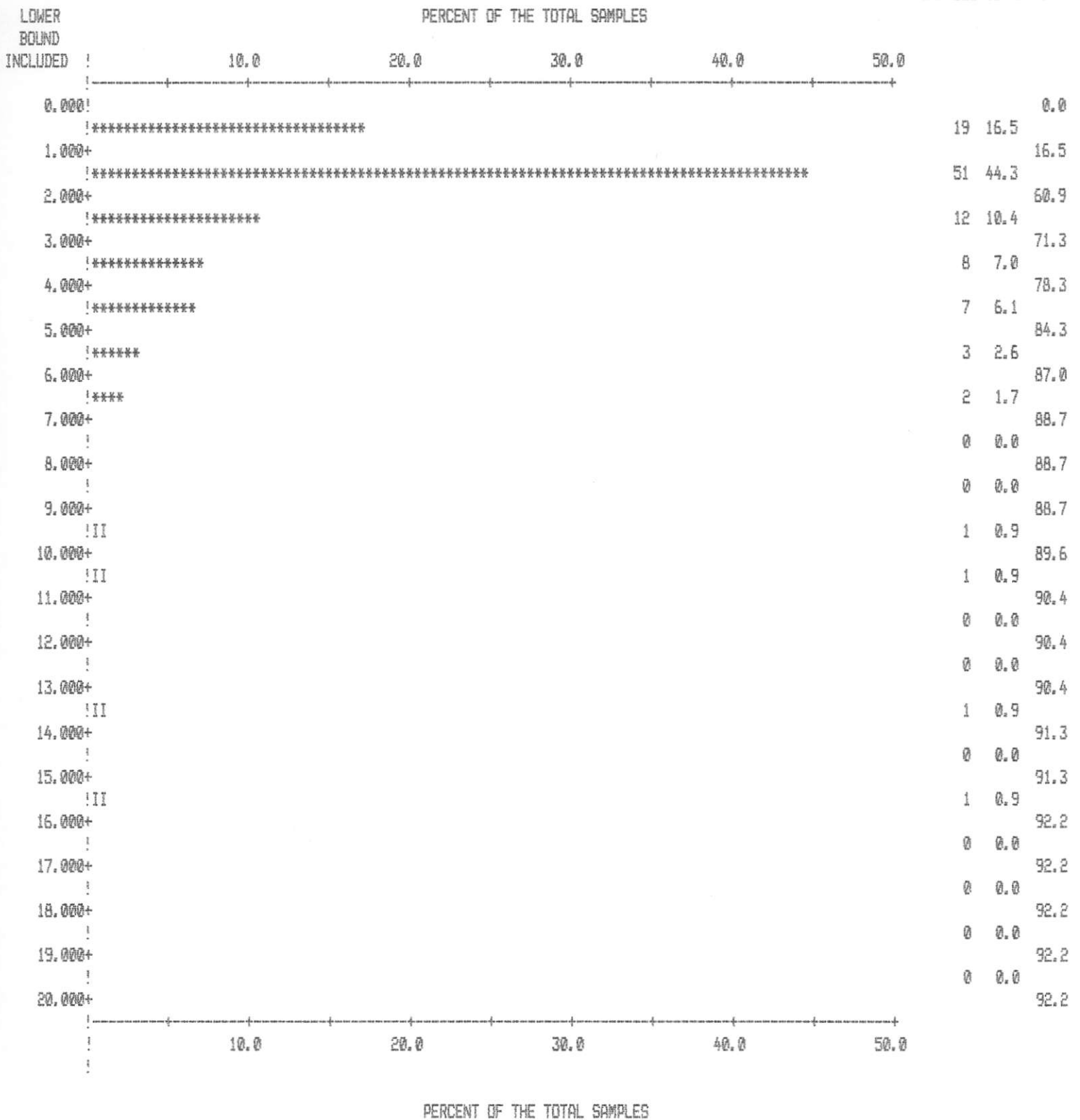
WE WILL NOW MAKE ANOTHER PASS THROUGH THE DATA.

THE SAME TRANSFORMATIONS AND SELECTIONS AS LAST RUN WILL BE USED IN THIS RUN.

DATA TITLE : FALCONBRIDGE - special project Au and Ag comparison

VARIABLE : Au(B)

OF % OF CUM.
SAMPLES TOTAL %



DATA ABOVE RANGE OF HISTOGRAM

*****	6	5.2	100.0
-------	---	-----	-------

VARIABLE:	Au(B)
NUMBER OF OBSERVATIONS:	115
MINIMUM:	0.300
MAXIMUM:	189.200
MEAN:	9.372
STANDARD ERROR OF MEAN:	2.693
STANDARD DEVIATION:	28.884
COEFFICIENT OF VARIATION:	308.189
SKEWNESS:	4.390
KURTOSIS:	19.613

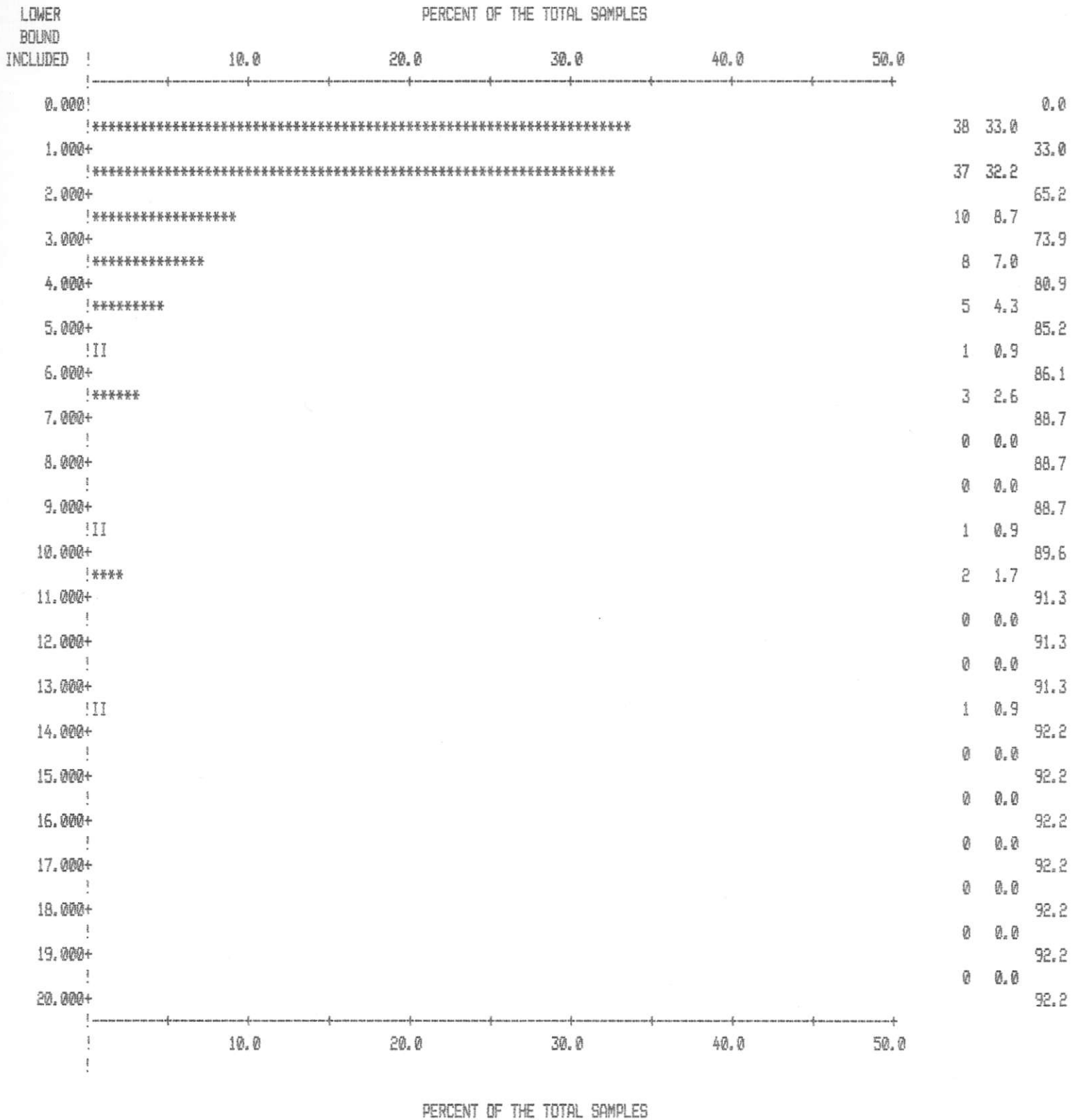
WE WILL NOW MAKE ANOTHER PASS THROUGH THE DATA.

THE SAME TRANSFORMATIONS AND SELECTIONS AS LAST RUN WILL BE USED IN THIS RUN.

DATA TITLE : FALCONBRIDGE - special project Au and Ag comparison

VARIABLE : Au(C)

OF % OF CUM.
SAMPLES TOTAL %



DATA ABOVE RANGE OF HISTOGRAM

***** 6 5.2 100.0

VARIABLE:	Au (C)
NUMBER OF OBSERVATIONS:	115
MINIMUM:	0.300
MAXIMUM:	193.000
MEAN:	9.060
STANDARD ERROR OF MEAN:	2.694
STANDARD DEVIATION:	28.895
COEFFICIENT OF VARIATION:	318.929
SKEWNESS:	4.445
KURTOSIS:	20.309

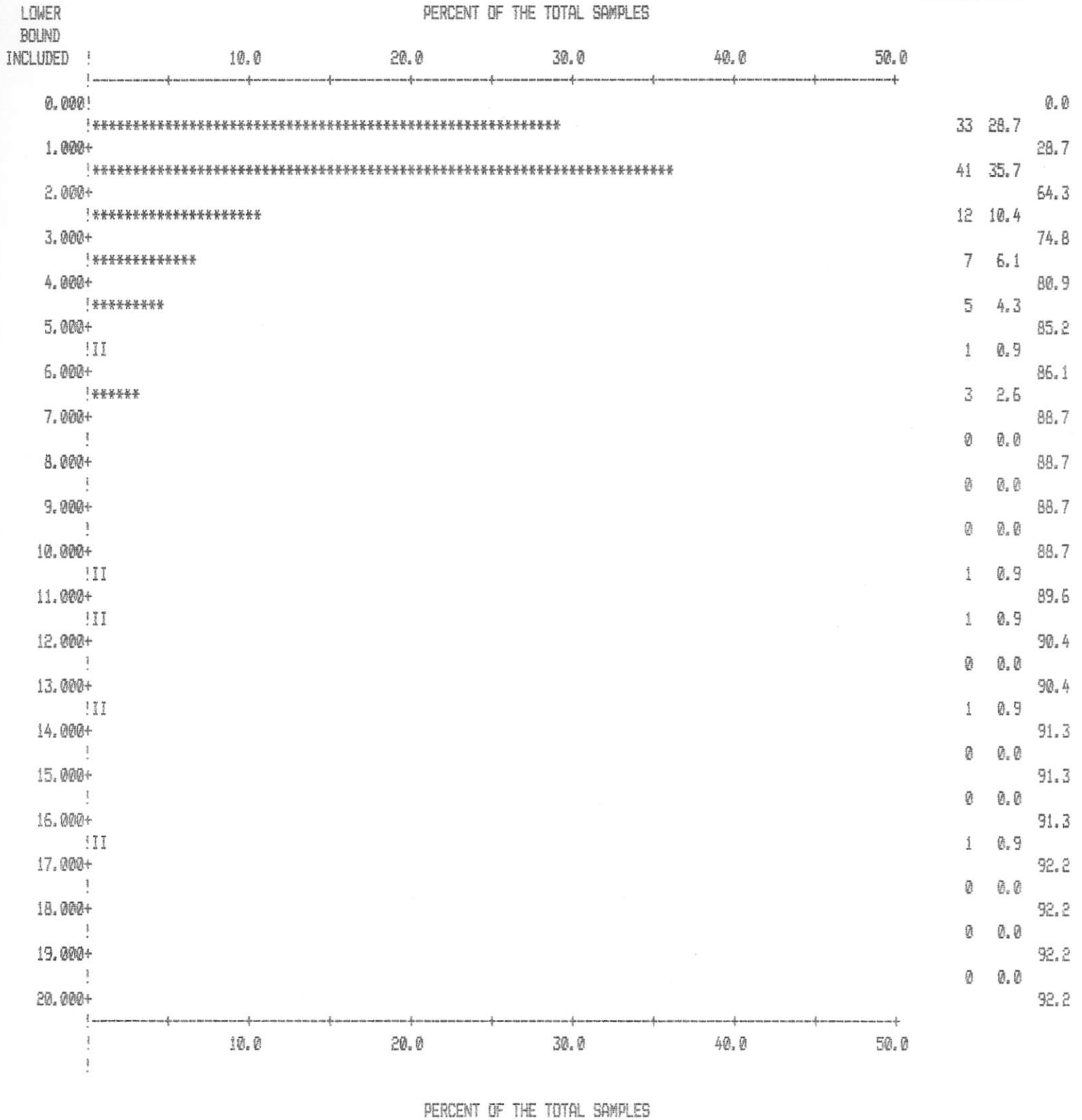
WE WILL NOW MAKE ANOTHER PASS THROUGH THE DATA.

THE SAME TRANSFORMATIONS AND SELECTIONS AS LAST RUN WILL BE USED IN THIS RUN.

DATA TITLE : FALCONBRIDGE - special project Au and Ag comparison

VARIABLE : Au(D)

OF % OF CUM.
SAMPLES TOTAL %



DATA ABOVE RANGE OF HISTOGRAM

***** 6 5.2 100.0

VARIABLE:	Au(D)
NUMBER OF OBSERVATIONS:	115
MINIMUM:	0.300
MAXIMUM:	192.000
MEAN:	9.162
STANDARD ERROR OF MEAN:	2.691
STANDARD DEVIATION:	28.854
COEFFICIENT OF VARIATION:	314.940
SKENNESS:	4.432
KURTOSIS:	20.207

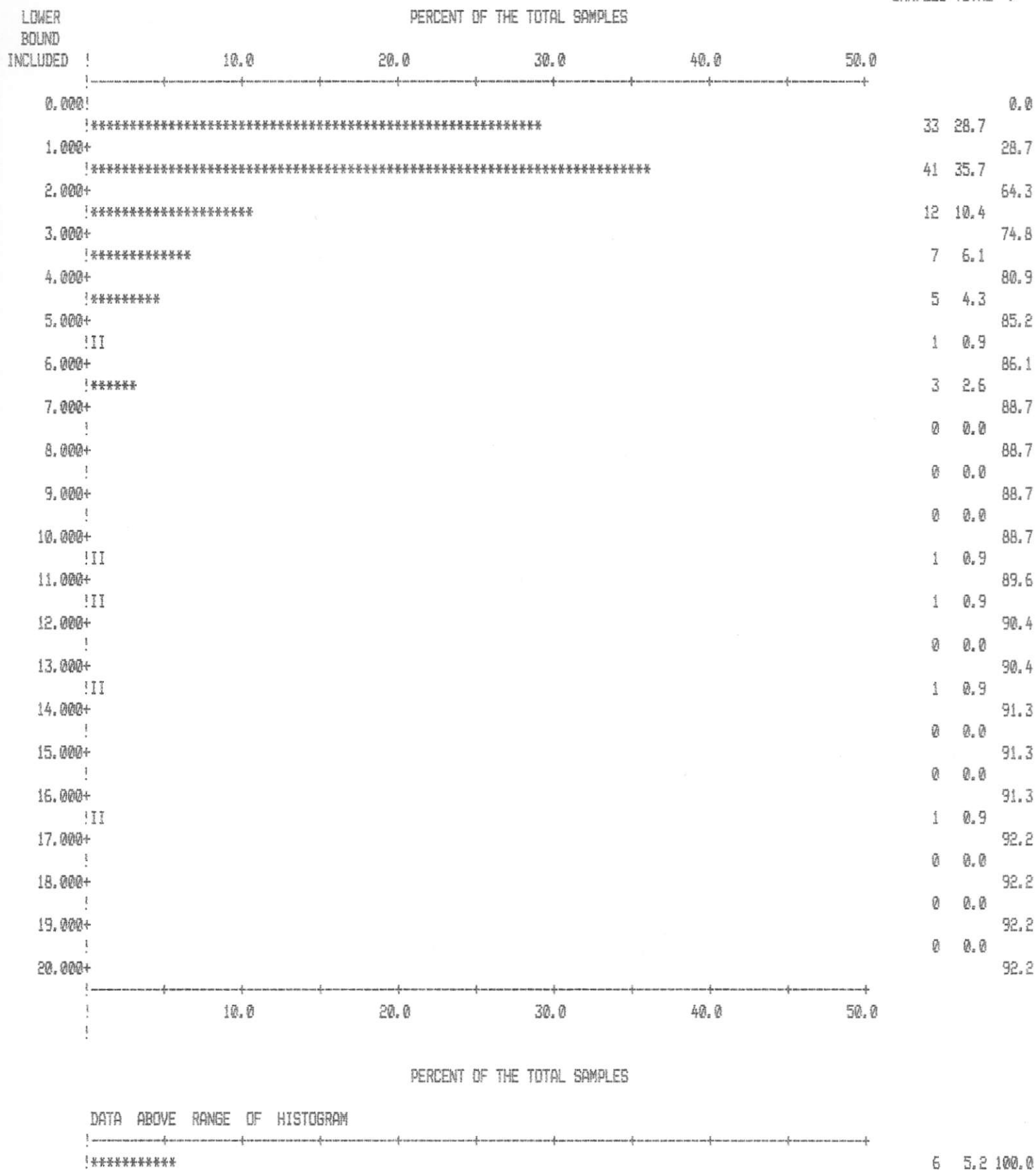
WE WILL NOW MAKE ANOTHER PASS THROUGH THE DATA.

THE SAME TRANSFORMATIONS AND SELECTIONS AS LAST RUN WILL BE USED IN THIS RUN.

DATA TITLE : FALCONBRIDGE - special project Au and Ag comparison

VARIABLE : Au(D)

OF % OF CUM.
SAMPLES TOTAL %



VARIABLE:	Au(D)
NUMBER OF OBSERVATIONS:	115
MINIMUM:	0.300
MAXIMUM:	192.000
MEAN:	9.162
STANDARD ERROR OF MEAN:	2.691
STANDARD DEVIATION:	28.854
COEFFICIENT OF VARIATION:	314.940
SKEWNESS:	4.432
KURTOSIS:	20.207

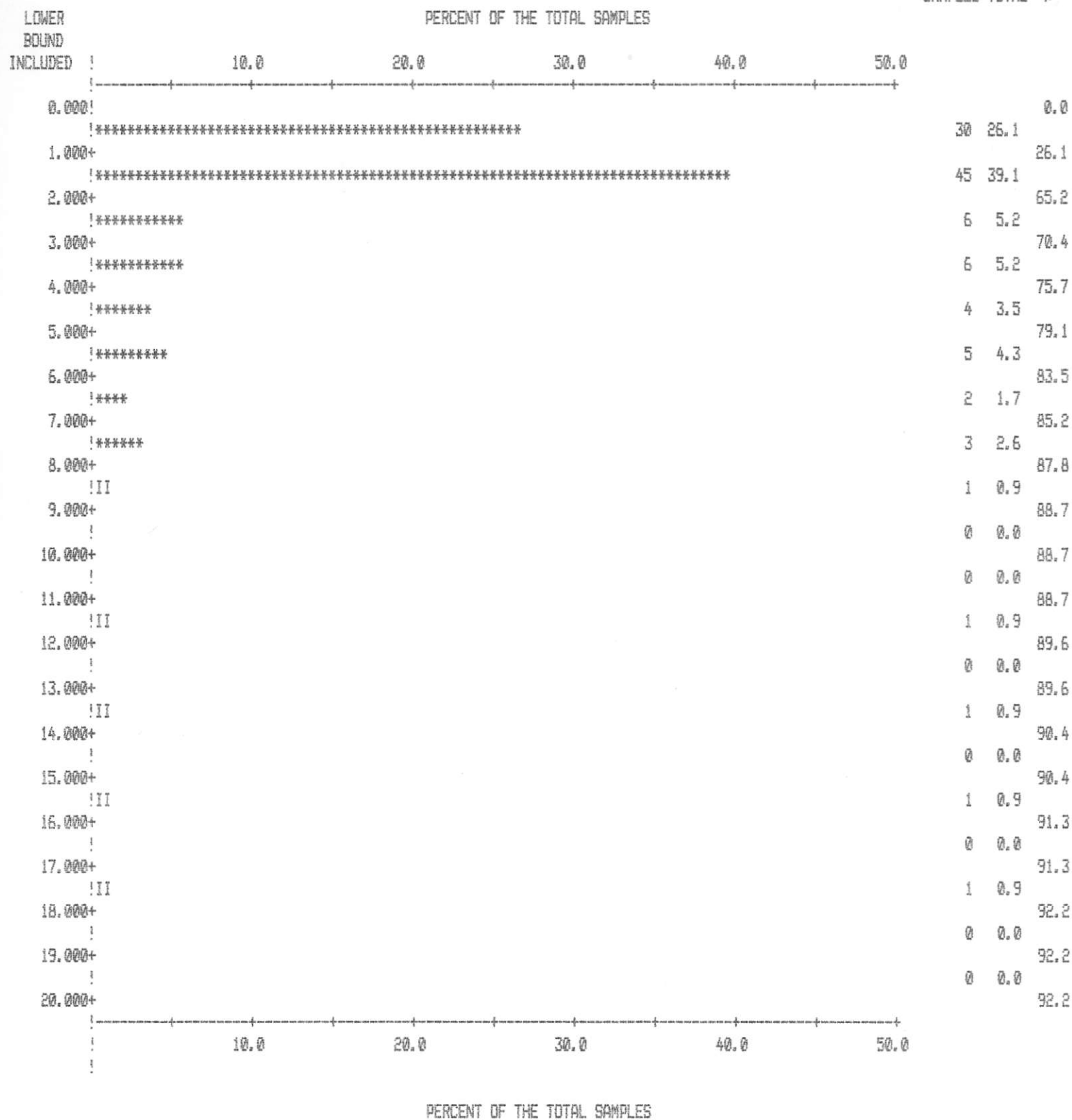
WE WILL NOW MAKE ANOTHER PASS THROUGH THE DATA.

THE SAME TRANSFORMATIONS AND SELECTIONS AS LAST RUN WILL BE USED IN THIS RUN.

DATA TITLE : FALCONBRIDGE - special project Au and Ag comparison

VARIABLE : Au(E)

OF % OF CUM.
SAMPLES TOTAL %



DATA ABOVE RANGE OF HISTOGRAM

***** 6 5.2 100.0

VARIABLE:	Au(E)
NUMBER OF OBSERVATIONS:	115
MINIMUM:	0.300
MAXIMUM:	194.000
MEAN:	9.810
STANDARD ERROR OF MEAN:	2.784
STANDARD DEVIATION:	29.852
COEFFICIENT OF VARIATION:	304.292
SKEWNESS:	4.356
KURTOSIS:	19.358

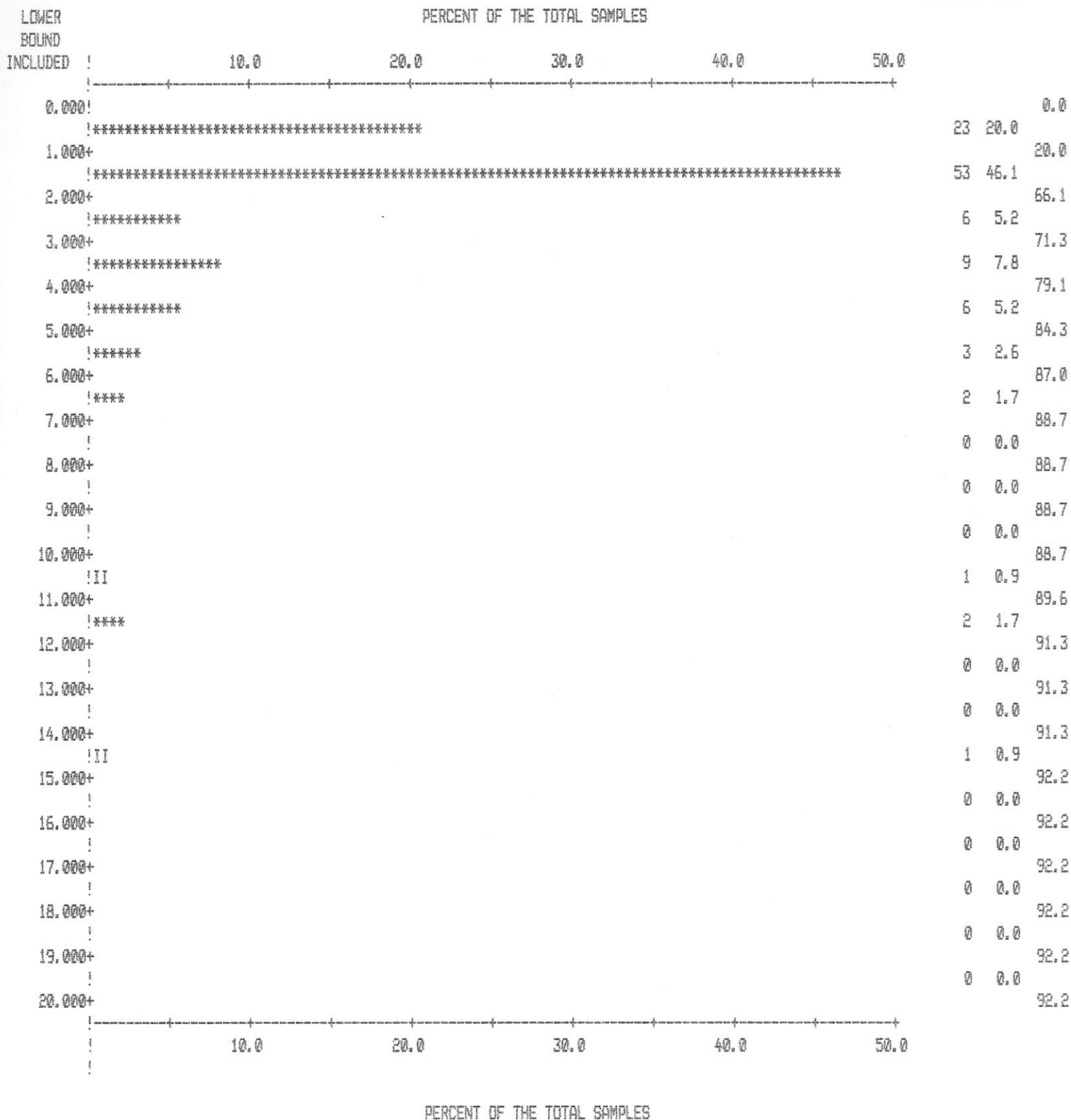
WE WILL NOW MAKE ANOTHER PASS THROUGH THE DATA.

THE SAME TRANSFORMATIONS AND SELECTIONS AS LAST RUN WILL BE USED IN THIS RUN.

DATA TITLE : FALCONBRIDGE - special project Au and Ag comparison

VARIABLE : Au(mean)

OF % OF CUM.
SAMPLES TOTAL %



DATA ABOVE RANGE OF HISTOGRAM

*****	6	5.2	100.0
-------	---	-----	-------

VARIABLE:	Au (mean)
NUMBER OF OBSERVATIONS:	115
MINIMUM:	0.300
MAXIMUM:	189.433
MEAN:	9.287
STANDARD ERROR OF MEAN:	2.694
STANDARD DEVIATION:	28.887
COEFFICIENT OF VARIATION:	311.037
SKEWNESS:	4.399
KURTOSIS:	19.697

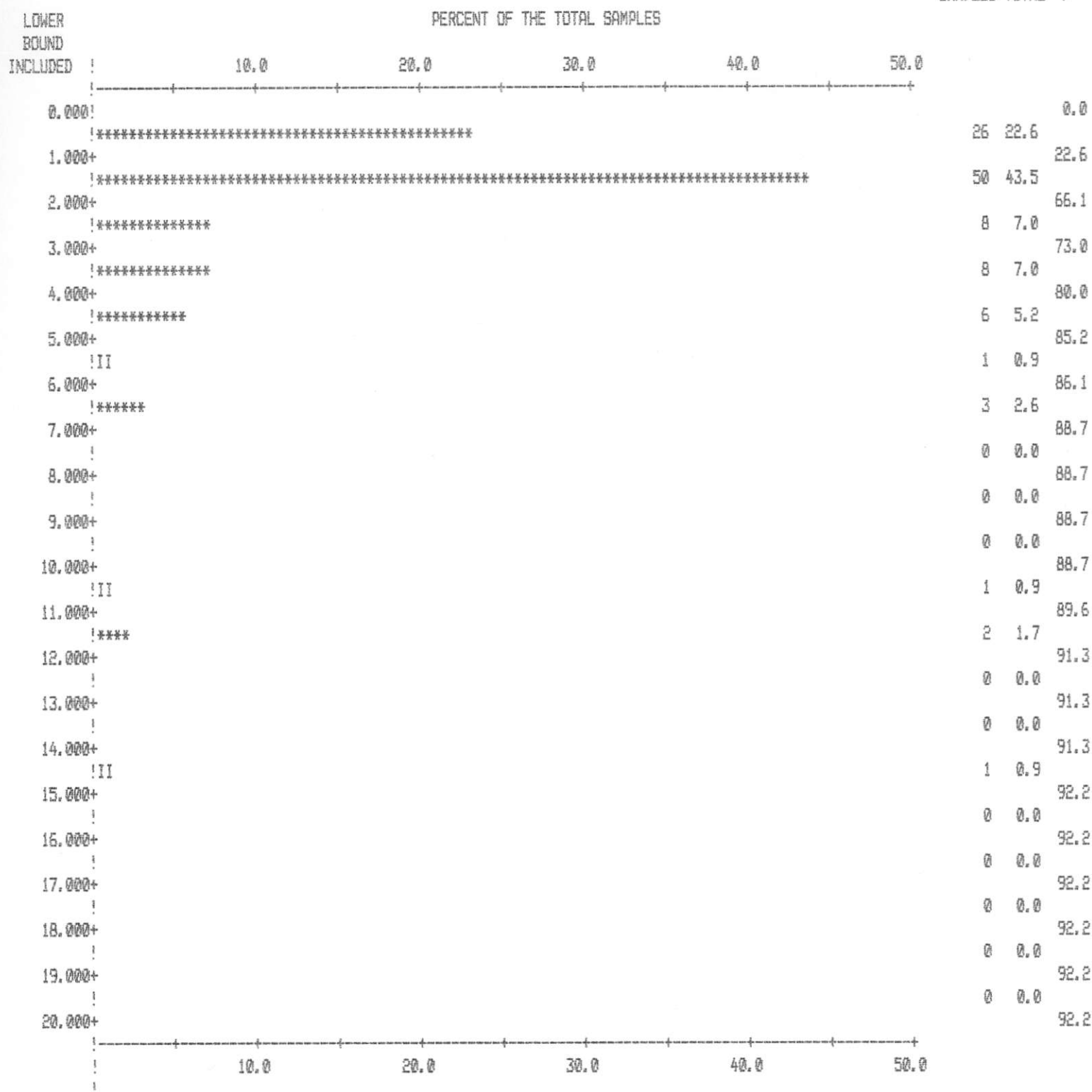
WE WILL NOW MAKE ANOTHER PASS THROUGH THE DATA.

THE SAME TRANSFORMATIONS AND SELECTIONS AS LAST RUN WILL BE USED IN THIS RUN.

DATA TITLE : FALCONBRIDGE - special project Au and Ag comparison

VARIABLE : Au(av4)

OF % OF CUM.
SAMPLES TOTAL %



DATA ABOVE RANGE OF HISTOGRAM

***** 6 5.2 100.0

VARIABLE:	Au(av4)
NUMBER OF OBSERVATIONS:	115
MINIMUM:	0.300
MAXIMUM:	190.075
MEAN:	9.256
STANDARD ERROR OF MEAN:	2.693
STANDARD DEVIATION:	28.876
COEFFICIENT OF VARIATION:	311.974
SKEWNESS:	4.408
KURTOSIS:	19.828

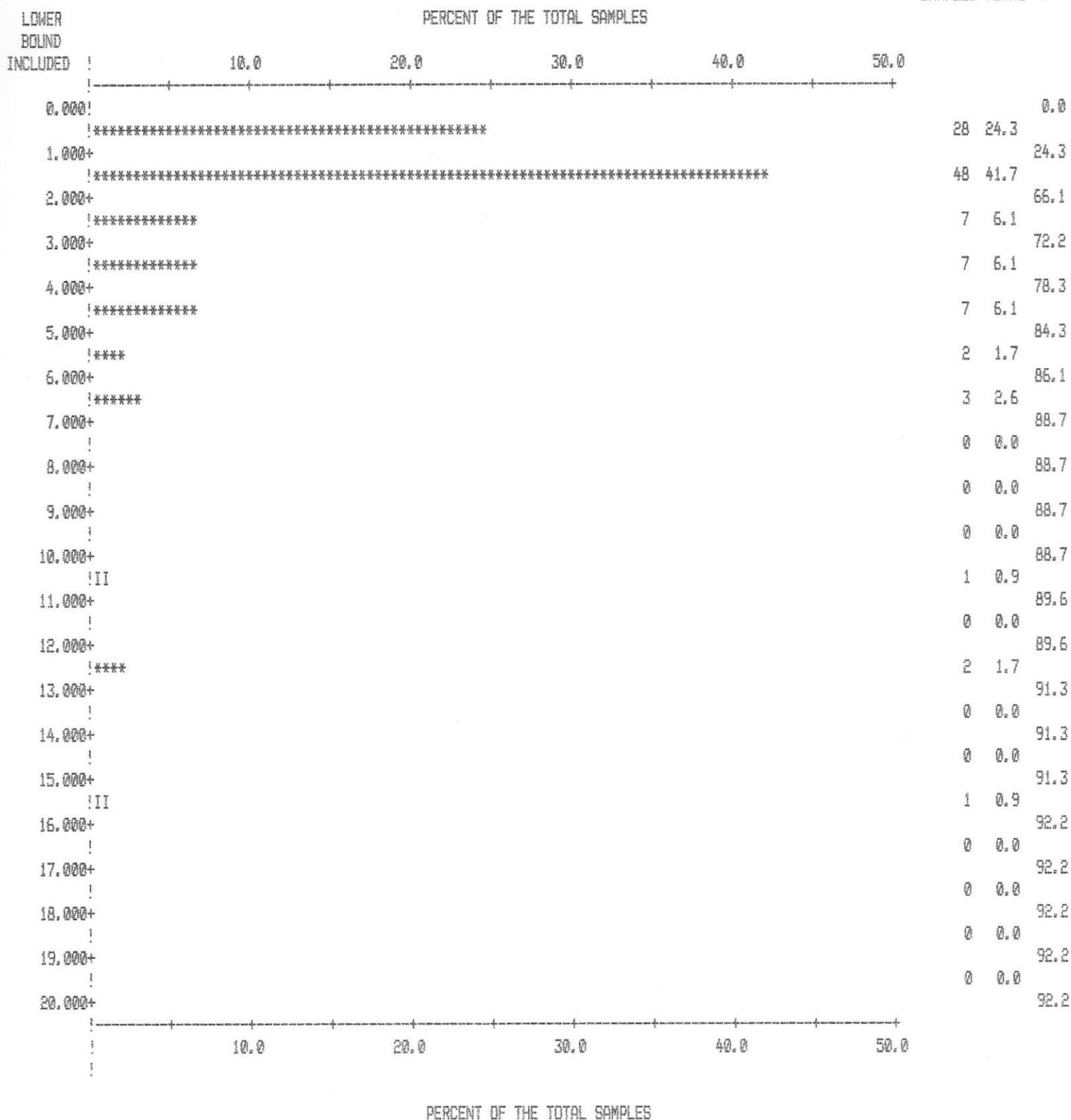
WE WILL NOW MAKE ANOTHER PASS THROUGH THE DATA.

THE SAME TRANSFORMATIONS AND SELECTIONS AS LAST RUN WILL BE USED IN THIS RUN.

DATA TITLE : FALCONBRIDGE - special project Au and Ag comparison

VARIABLE : Au(av5)

OF % OF CUM.
SAMPLES TOTAL %



DATA ABOVE RANGE OF HISTOGRAM

***** 6 5.2 100.0

VARIABLE:	Au (av5)
NUMBER OF OBSERVATIONS:	115
MINIMUM:	0.300
MAXIMUM:	190.860
MEAN:	9.367
STANDARD ERROR OF MEAN:	2.711
STANDARD DEVIATION:	29.068
COEFFICIENT OF VARIATION:	310.334
SKEWNESS:	4.398
KURTOSIS:	19.735

WE WILL NOW MAKE ANOTHER PASS THROUGH THE DATA.

THE SAME TRANSFORMATIONS AND SELECTIONS AS LAST RUN WILL BE USED IN THIS RUN.

VARIABLE:	Ag (A)
NUMBER OF OBSERVATIONS:	115
MINIMUM:	0.030
MAXIMUM:	29.200
MEAN:	1.228
STANDARD ERROR OF MEAN:	0.418
STANDARD DEVIATION:	4.484
COEFFICIENT OF VARIATION:	365.246
SKEWNESS:	4.549
KURTOSIS:	20.899

WE WILL NOW MAKE ANOTHER PASS THROUGH THE DATA.

THE SAME TRANSFORMATIONS AND SELECTIONS AS LAST RUN WILL BE USED IN THIS RUN.

VARIABLE:	Ag (B)
NUMBER OF OBSERVATIONS:	115
MINIMUM:	0.030
MAXIMUM:	30.700
MEAN:	1.292
STANDARD ERROR OF MEAN:	0.434
STANDARD DEVIATION:	4.657
COEFFICIENT OF VARIATION:	360.426
SKEWNESS:	4.531
KURTOSIS:	20.866

WE WILL NOW MAKE ANOTHER PASS THROUGH THE DATA.

THE SAME TRANSFORMATIONS AND SELECTIONS AS LAST RUN WILL BE USED IN THIS RUN.

VARIABLE:	Ag (C)
NUMBER OF OBSERVATIONS:	115
MINIMUM:	0.030
MAXIMUM:	29.900
MEAN:	1.253
STANDARD ERROR OF MEAN:	0.422
STANDARD DEVIATION:	4.521
COEFFICIENT OF VARIATION:	360.872
SKEWNESS:	4.509
KURTOSIS:	20.779

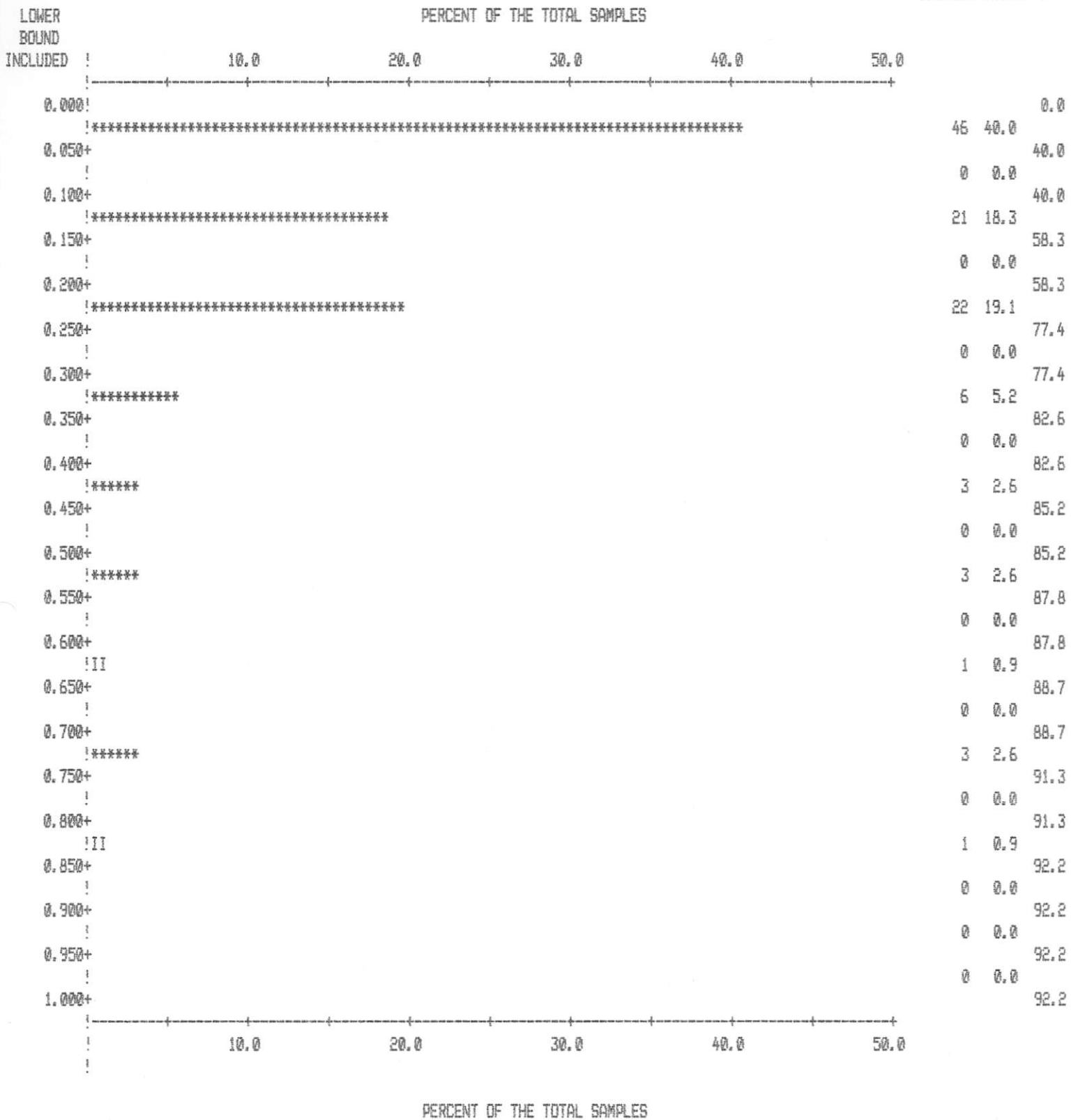
WE WILL NOW MAKE ANOTHER PASS THROUGH THE DATA.

THE SAME TRANSFORMATIONS AND SELECTIONS AS LAST RUN WILL BE USED IN THIS RUN.

DATA TITLE : FALCONBRIDGE - special project Au and Ag comparison

VARIABLE : Ag(C)

OF % OF CUM.
SAMPLES TOTAL %



DATA ABOVE RANGE OF HISTOGRAM

***** 8 7.0 100.0

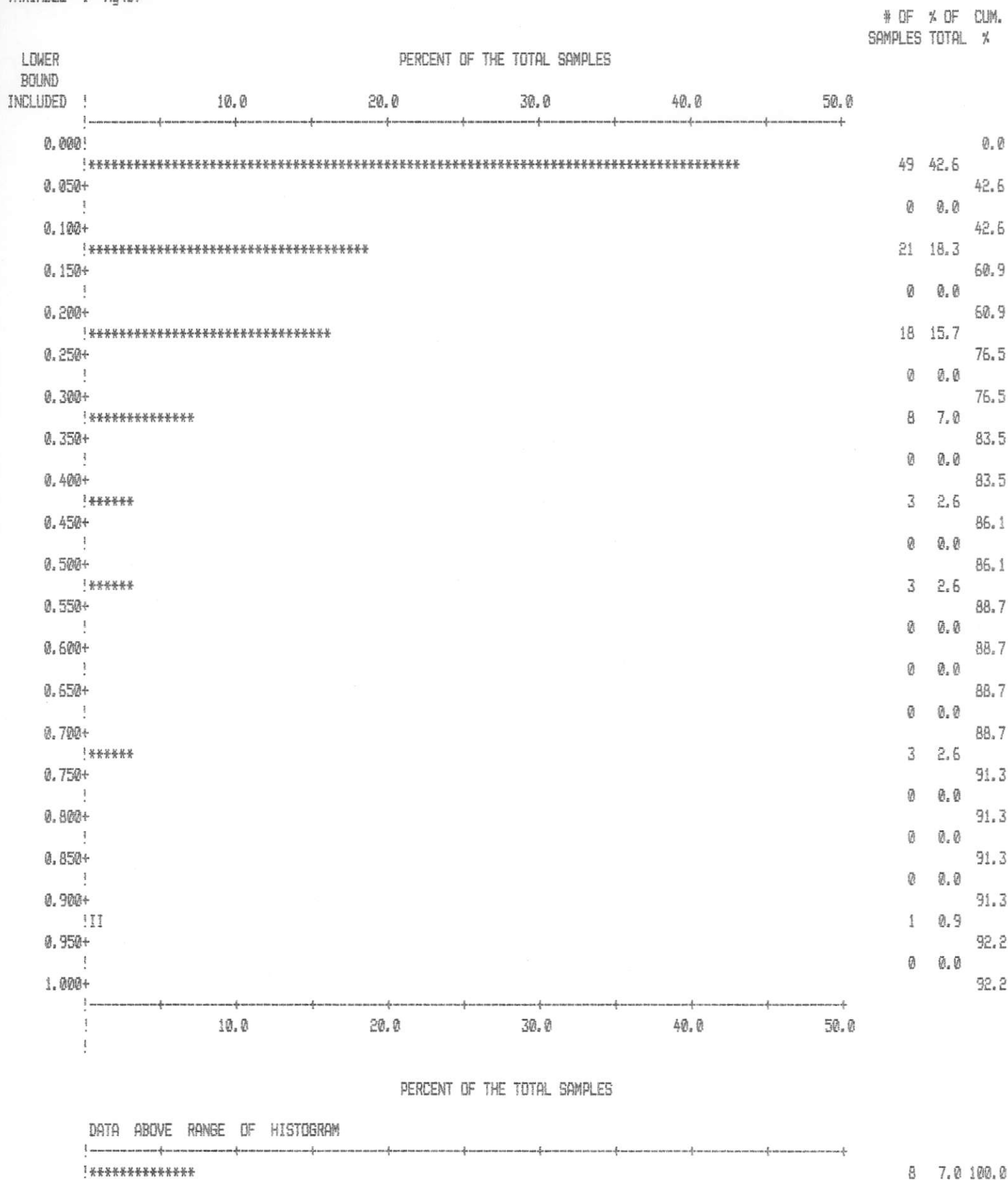
VARIABLE:	Ag (C)
NUMBER OF OBSERVATIONS:	115
MINIMUM:	0.030
MAXIMUM:	29.900
MEAN:	1.253
STANDARD ERROR OF MEAN:	0.422
STANDARD DEVIATION:	4.521
COEFFICIENT OF VARIATION:	360.872
SKEWNESS:	4.509
KURTOSIS:	20.779

WE WILL NOW MAKE ANOTHER PASS THROUGH THE DATA.

THE SAME TRANSFORMATIONS AND SELECTIONS AS LAST RUN WILL BE USED IN THIS RUN.

DATA TITLE : FALCONBRIDGE - special project Au and Ag comparison

VARIABLE : Ag (D)



VARIABLE:	Ag (D)
NUMBER OF OBSERVATIONS:	115
MINIMUM:	0.030
MAXIMUM:	31.200
MEAN:	1.278
STANDARD ERROR OF MEAN:	0.432
STANDARD DEVIATION:	4.634
COEFFICIENT OF VARIATION:	362.595
SKEWNESS:	4.528
KURTOSIS:	21.142

WE WILL NOW MAKE ANOTHER PASS THROUGH THE DATA.

THE SAME TRANSFORMATIONS AND SELECTIONS AS LAST RUN WILL BE USED IN THIS RUN.

DATA TITLE : FALCONBRIDGE - special project Au and Ag comparison

VARIABLE : Ag (E)

LOWER BOUND INCLUDED	PERCENT OF THE TOTAL SAMPLES	# OF SAMPLES	% OF TOTAL	CUM. %
0.000!				0.0
0.050+		68	59.1	59.1
0.100+		0	0.0	59.1
0.150+		15	13.0	72.2
0.200+		0	0.0	72.2
0.250+		3	2.6	74.8
0.300+		0	0.0	74.8
0.350+		12	10.4	85.2
0.400+		0	0.0	85.2
0.450+		2	1.7	87.0
0.500+		0	0.0	87.0
0.550+		3	2.6	89.6
0.600+		0	0.0	89.6
0.650+		0	0.0	89.6
0.700+		0	0.0	89.6
0.750+		1	0.9	90.4
0.800+		0	0.0	90.4
0.850+		1	0.9	91.3
0.900+		0	0.0	91.3
0.950+		1	0.9	92.2
1.000+		0	0.0	92.2
DATA ABOVE RANGE OF HISTOGRAM				
		8	7.0	100.0

VARIABLE:	Ag (E)
NUMBER OF OBSERVATIONS:	115
MINIMUM:	0.030
MAXIMUM:	25.600
MEAN:	1.079
STANDARD ERROR OF MEAN:	0.370
STANDARD DEVIATION:	3.964
COEFFICIENT OF VARIATION:	367.181
SKEWNESS:	4.528
KURTOSIS:	20.667

WE WILL NOW MAKE ANOTHER PASS THROUGH THE DATA.

THE SAME TRANSFORMATIONS AND SELECTIONS AS LAST RUN WILL BE USED IN THIS RUN.

DATA TITLE : FALCONBRIDGE - special project Au and Ag comparison

VARIABLE : Ag(mean)

LOWER BOUND INCLUDED	PERCENT OF THE TOTAL SAMPLES	# OF SAMPLES	% OF TOTAL	CUM. %
0.000!				0.0
0.050+	*****	18	15.7	15.7
0.100+	*****	29	25.2	40.9
0.150+	*****	22	19.1	60.0
0.200+	*****	14	12.2	72.2
0.250+	*****	9	7.8	80.0
0.300+	!	0	0.0	80.0
0.350+	!*****	3	2.6	82.6
0.400+	!****	2	1.7	84.3
0.450+	!*****	4	3.5	87.8
0.500+	!	0	0.0	87.8
0.550+	!II	1	0.9	88.7
0.600+	!	0	0.0	88.7
0.650+	!II	1	0.9	89.6
0.700+	!II	1	0.9	90.4
0.750+	!	0	0.0	91.3
0.800+	!	0	0.0	91.3
0.850+	!II	1	0.9	91.3
0.900+	!	0	0.0	92.2
0.950+	!	0	0.0	92.2
1.000+	!	0	0.0	92.2
DATA ABOVE RANGE OF HISTOGRAM				
	*****	8	7.0	100.0

VARIABLE:	Ag (mean)
NUMBER OF OBSERVATIONS:	115
MINIMUM:	0.030
MAXIMUM:	29.933
MEAN:	1.258
STANDARD ERROR OF MEAN:	0.425
STANDARD DEVIATION:	4.553
COEFFICIENT OF VARIATION:	362.025
SKEWNESS:	4.530
KURTOSIS:	20.845

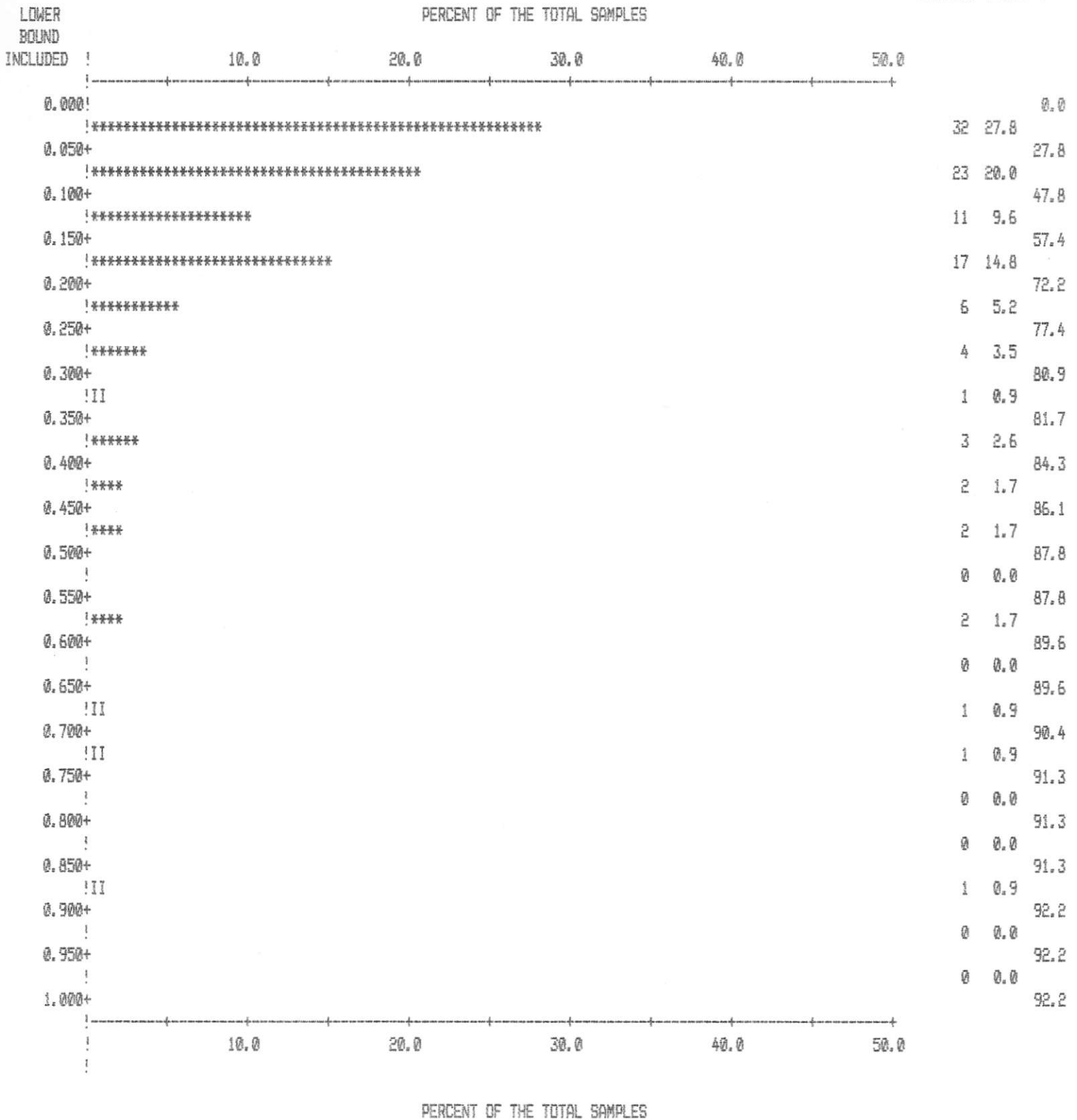
WE WILL NOW MAKE ANOTHER PASS THROUGH THE DATA.

THE SAME TRANSFORMATIONS AND SELECTIONS AS LAST RUN WILL BE USED IN THIS RUN.

DATA TITLE : FALCONBRIDGE - special project Au and Ag comparison

VARIABLE : Ag(av4)

OF % OF CUM.
SAMPLES TOTAL %



DATA ABOVE RANGE OF HISTOGRAM

***** 8 7.0 100.0

VARIABLE:	Ag(av4)
NUMBER OF OBSERVATIONS:	115
MINIMUM:	0.030
MAXIMUM:	30.250
MEAN:	1.263
STANDARD ERROR OF MEAN:	0.426
STANDARD DEVIATION:	4.570
COEFFICIENT OF VARIATION:	361.911
SKEWNESS:	4.521
KURTOSIS:	20.825

WE WILL NOW MAKE ANOTHER PASS THROUGH THE DATA.

THE SAME TRANSFORMATIONS AND SELECTIONS AS LAST RUN WILL BE USED IN THIS RUN.

DATA TITLE : FALCONBRIDGE - special project Au and Ag comparison

VARIABLE : Ag(av5)

LOWER BOUND INCLUDED	PERCENT OF THE TOTAL SAMPLES	# OF SAMPLES	% OF TOTAL	CUM. %
0.000!				0.0
0.050+	*****	30	26.1	26.1
0.100+	*****	30	26.1	52.2
0.150+	*****	15	13.0	65.2
0.200+	*****	11	9.6	74.8
0.250+	*****	4	3.5	78.3
0.300+	*****	3	2.6	80.9
0.350+	*****	3	2.6	83.5
0.400+	*****	2	1.7	85.2
0.450+	*****	3	2.6	87.8
0.500+	!	0	0.0	87.8
0.550+	!	0	0.0	87.8
0.600+	!****	2	1.7	89.6
0.650+	!	0	0.0	89.6
0.700+	!	0	0.0	89.6
0.750+	!****	2	1.7	91.3
0.800+	!	0	0.0	91.3
0.850+	!	0	0.0	91.3
0.900+	!II	1	0.9	92.2
0.950+	!	0	0.0	92.2
1.000+	!	0	0.0	92.2
DATA ABOVE RANGE OF HISTOGRAM	*****	8	7.0	100.0

VARIABLE:	Ag (av5)
NUMBER OF OBSERVATIONS:	115
MINIMUM:	0.030
MAXIMUM:	29.320
MEAN:	1.226
STANDARD ERROR OF MEAN:	0.415
STANDARD DEVIATION:	4.447
COEFFICIENT OF VARIATION:	362.700
SKEWNESS:	4.522
KURTOSIS:	20.799

\$

DATA TITLE: FALCONBRIDGE - special project Au and Ag comparison

THE FOLLOWING VARIABLES ARE IN THE DATA SET:

Au(A) Ag(A) Au(B) Ag(B) Au(C) Ag(C) Au(D) Ag(D) Au(E) Ag(E)

***** THE FOLLOWING TRANSFORMATIONS WILL BE USED IN THIS RUN. *****

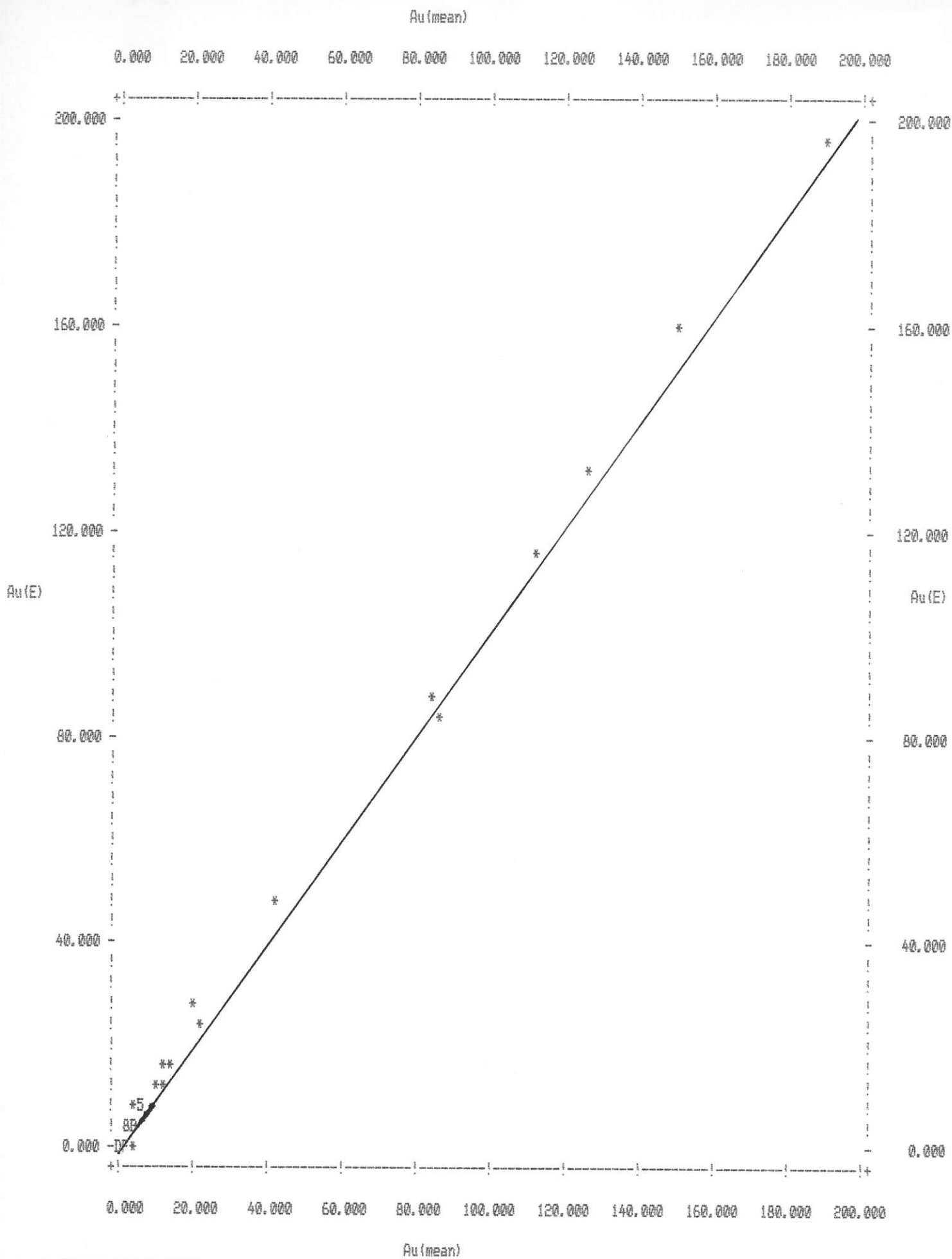
A	=	Au(A)	+	Au(B)	
B	=	Au(C)	+	A	
Au(mean)	=	B	/		3.000
C	=	Au(D)	+	B	
Au(av4)	=	C	/		4.000
D	=	Au(E)	+	C	
Au(av5)	=	D	/		5.000
a	=	Ag(A)	+	Ag(B)	
b	=	Ag(C)	+	a	
Ag(mean)	=	b	/		3.000
c	=	Ag(D)	+	b	
Ag(av4)	=	c	/		4.000
d	=	Ag(E)	+	c	
Ag(av5)	=	d	/		5.000

CORRELATION MATRIX: (99.0 INDICATES COEFFICIENT COULD NOT BE CALCULATED)

	Au (mean)	Au(D)	Au(E)	Ag (mean)	Ag(D)	Ag(E)
Au (mean)	1.000	1.000	0.999	0.877	0.891	0.890
Au(D)	1.000	1.000	0.999	0.881	0.896	0.893
Au(E)	0.999	0.999	1.000	0.873	0.889	0.886
Ag (mean)	0.877	0.881	0.873	1.000	0.996	0.998
Ag(D)	0.891	0.896	0.889	0.996	1.000	0.993
Ag(E)	0.890	0.893	0.886	0.998	0.993	1.000

NUMBER OF SAMPLES PER VARIABLE PAIR

	Au(mean)Au(D)	Au(E)	Ag(mean)Ag(D)	Ag(E)	
Au(mean)	115	115	115	115	115
Au(D)	115	115	115	115	115
Au(E)	115	115	115	115	115
Ag(mean)	115	115	115	115	115
Ag(D)	115	115	115	115	115
Ag(E)	115	115	115	115	115

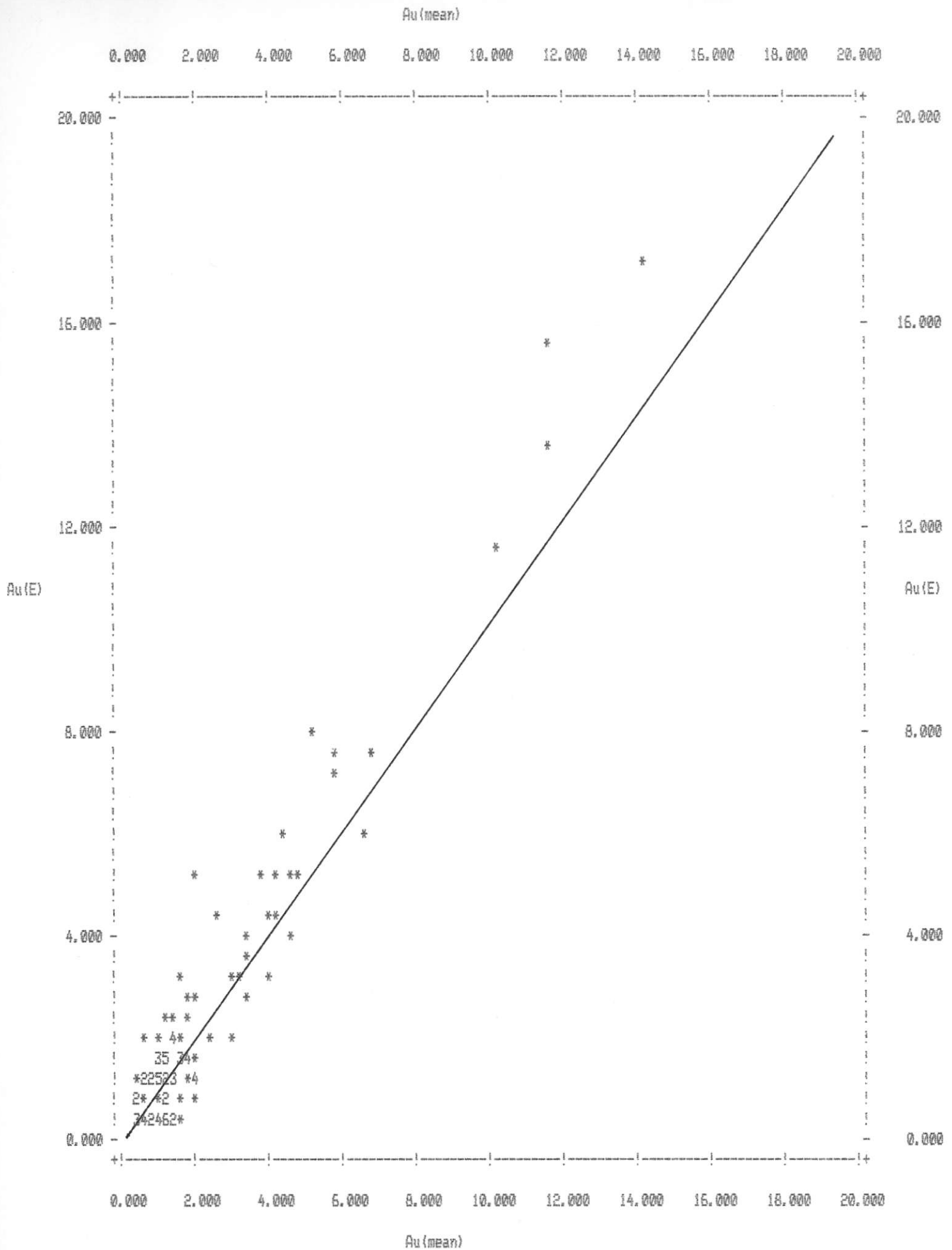


0 POINTS OUT OF RANGE

STATISTICS FOR VARIABLES:	Au (mean)	Au (E)
NUMBER OF OBSERVATIONS:	115	115
MINIMUM:	0.30	0.30
MAXIMUM:	189.43	194.00
MEAN:	9.29	9.81
STANDARD ERROR OF MEAN:	2.69	2.78
STANDARD DEVIATION:	28.89	29.85
COEFFICIENT OF VARIATION:	311.04	304.29
SKEWNESS:	4.40	4.36
KURTOSIS:	19.70	19.36
CORRELATION COEFFICIENT:	0.9993	

WE WILL NOW MAKE ANOTHER PASS THROUGH THE DATA.

THE SAME TRANSFORMATIONS AND SELECTIONS AS LAST RUN WILL BE USED IN THIS RUN.

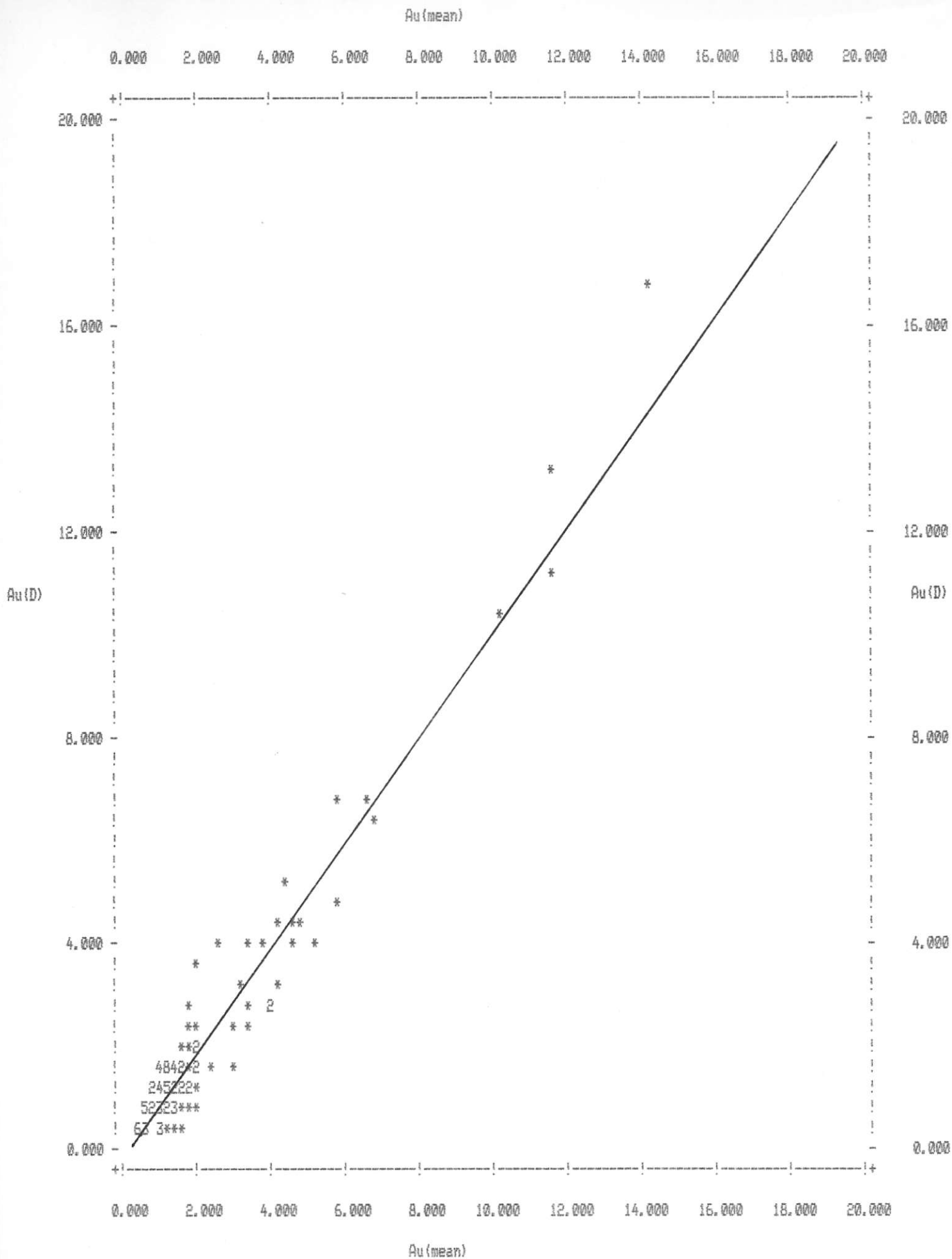


9 POINTS OUT OF RANGE

STATISTICS FOR VARIABLES:	Au(mean)	Au(E)
NUMBER OF OBSERVATIONS:	115	115
MINIMUM:	0.30	0.30
MAXIMUM:	189.43	194.00
MEAN:	9.29	9.81
STANDARD ERROR OF MEAN:	2.69	2.78
STANDARD DEVIATION:	28.89	29.85
Coefficient of Variation:	311.04	304.29
SKEWNESS:	4.40	4.36
KURTOSIS:	19.70	19.36
CORRELATION COEFFICIENT:	0.9993	

WE WILL NOW MAKE ANOTHER PASS THROUGH THE DATA.

THE SAME TRANSFORMATIONS AND SELECTIONS AS LAST RUN WILL BE USED IN THIS RUN.

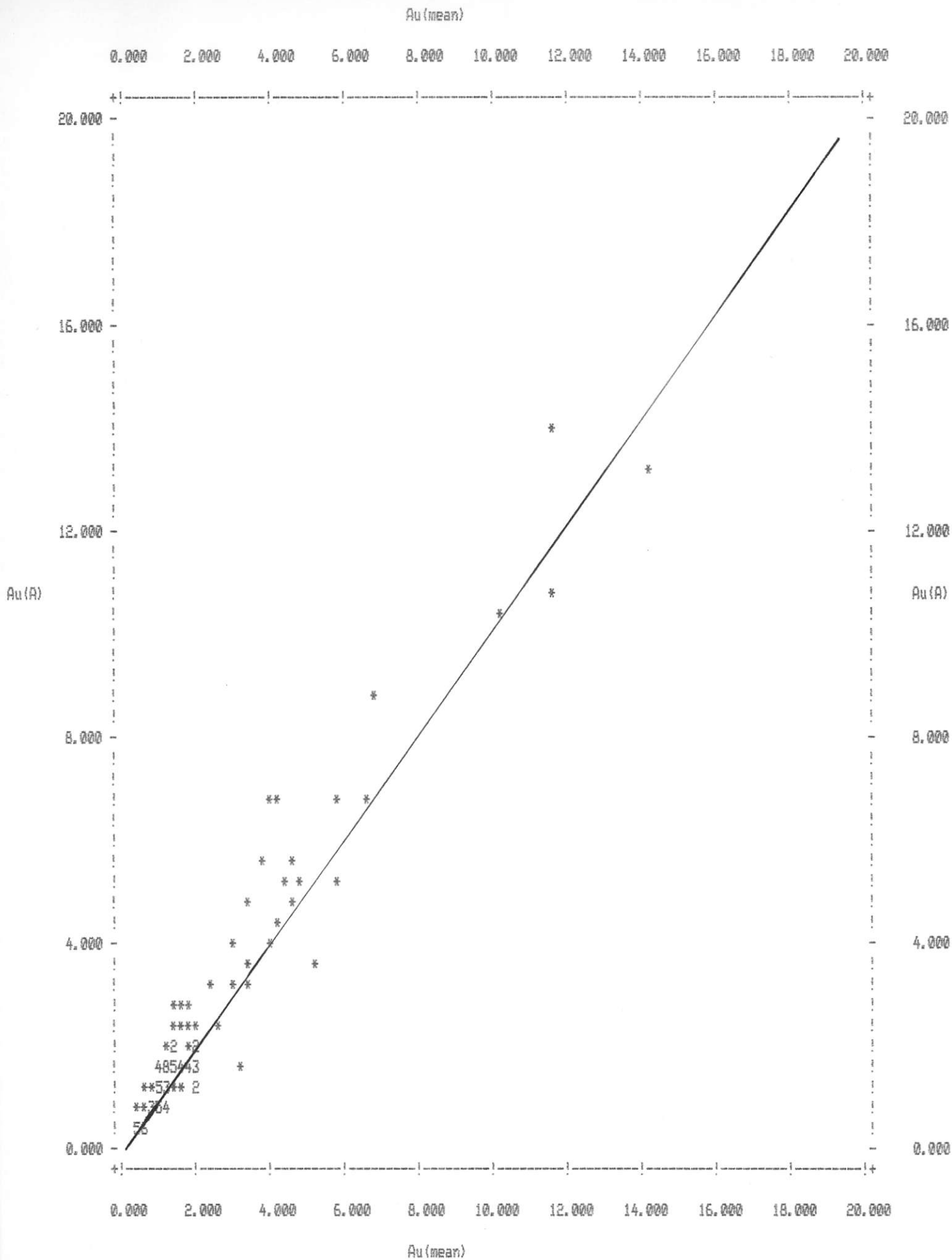


9 POINTS OUT OF RANGE

STATISTICS FOR VARIABLES:	Au (mean)	Au (D)
NUMBER OF OBSERVATIONS:	115	115
MINIMUM:	0.30	0.30
MAXIMUM:	189.43	192.00
MEAN:	9.29	9.16
STANDARD ERROR OF MEAN:	2.69	2.69
STANDARD DEVIATION:	28.89	28.85
COEFFICIENT OF VARIATION:	311.04	314.94
SKEWNESS:	4.40	4.43
KURTOSIS:	19.70	20.21
CORRELATION COEFFICIENT:	0.9995	

WE WILL NOW MAKE ANOTHER PASS THROUGH THE DATA.

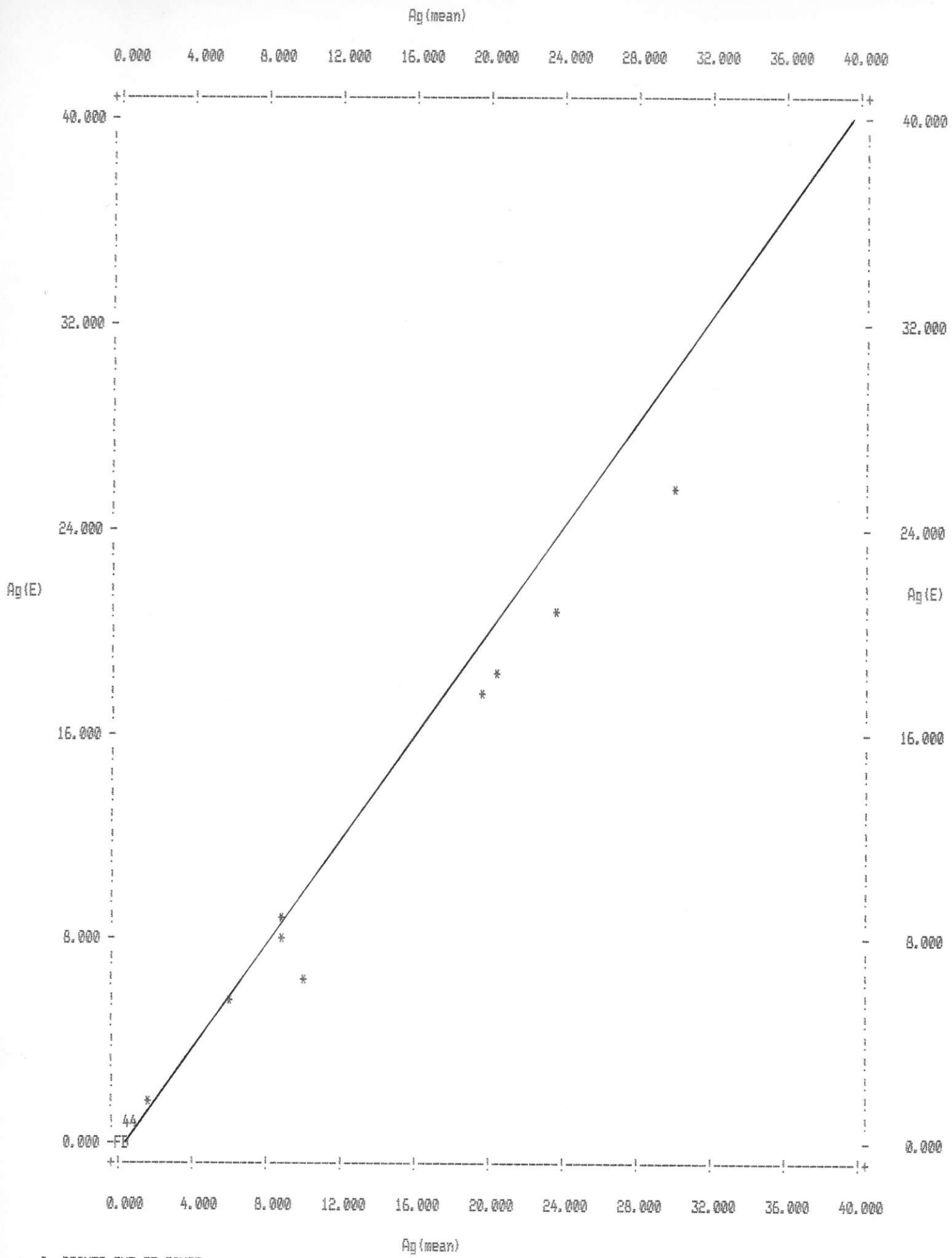
THE SAME TRANSFORMATIONS AND SELECTIONS AS LAST RUN WILL BE USED IN THIS RUN.



STATISTICS FOR VARIABLES:	Au (mean)	Au (A)
NUMBER OF OBSERVATIONS:	115	115
MINIMUM:	0.30	0.30
MAXIMUM:	189.43	186.10
MEAN:	9.29	9.43
STANDARD ERROR OF MEAN:	2.69	2.70
STANDARD DEVIATION:	28.89	28.91
COEFFICIENT OF VARIATION:	311.04	306.63
SKEWNESS:	4.40	4.36
KURTOSIS:	19.70	19.18
CORRELATION COEFFICIENT:	0.9994	

WE WILL NOW MAKE ANOTHER PASS THROUGH THE DATA.

THE SAME TRANSFORMATIONS AND SELECTIONS AS LAST RUN WILL BE USED IN THIS RUN.

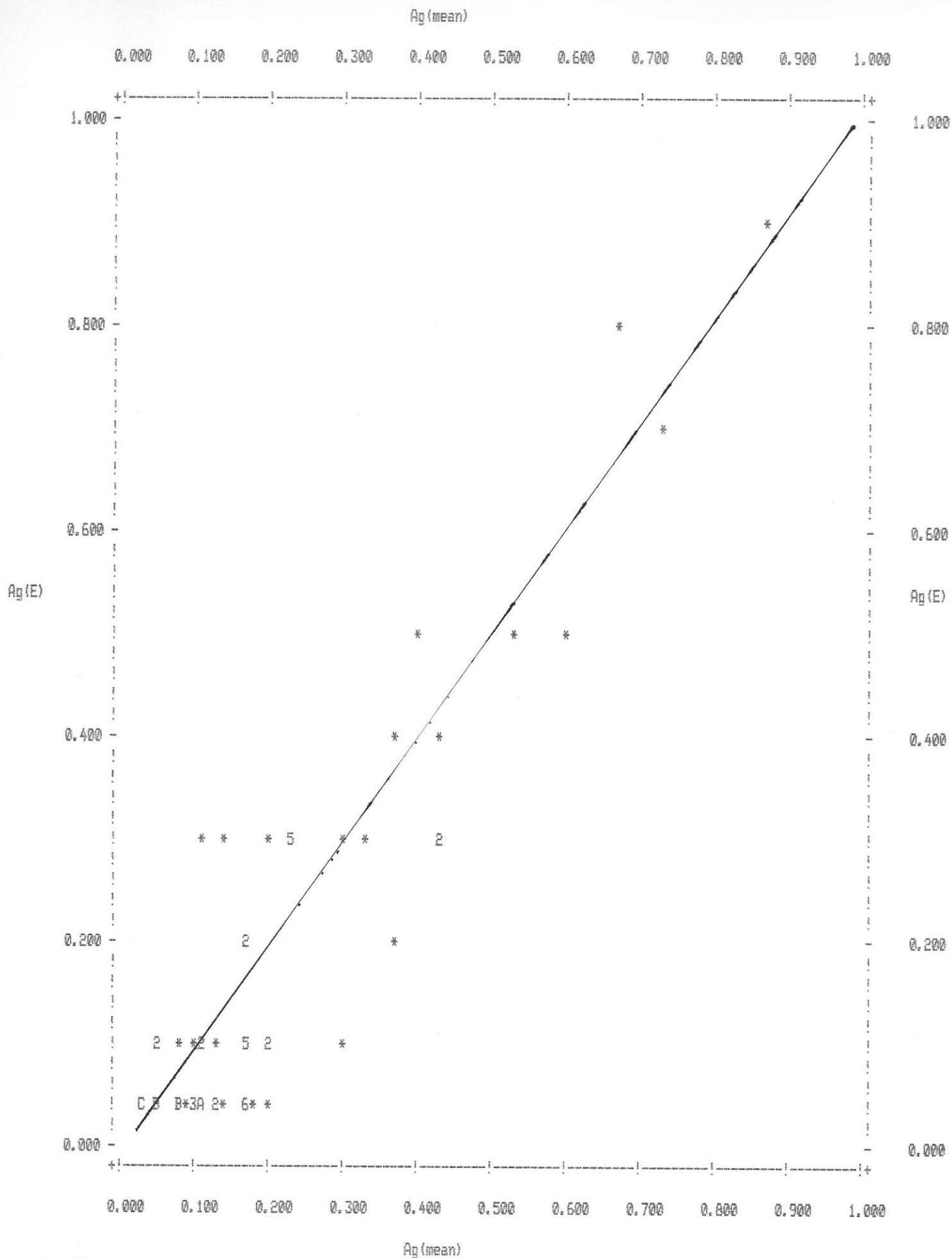


0 POINTS OUT OF RANGE

STATISTICS FOR VARIABLES:	Ag (mean)	Ag (E)
NUMBER OF OBSERVATIONS:	115	115
MINIMUM:	0.03	0.03
MAXIMUM:	29.93	25.60
MEAN:	1.26	1.08
STANDARD ERROR OF MEAN:	0.42	0.37
STANDARD DEVIATION:	4.55	3.96
COEFFICIENT OF VARIATION:	362.02	367.18
SKEWNESS:	4.53	4.53
KURTOSIS:	20.85	20.67
CORRELATION COEFFICIENT:	0.9979	

WE WILL NOW MAKE ANOTHER PASS THROUGH THE DATA.

THE SAME TRANSFORMATIONS AND SELECTIONS AS LAST RUN WILL BE USED IN THIS RUN.

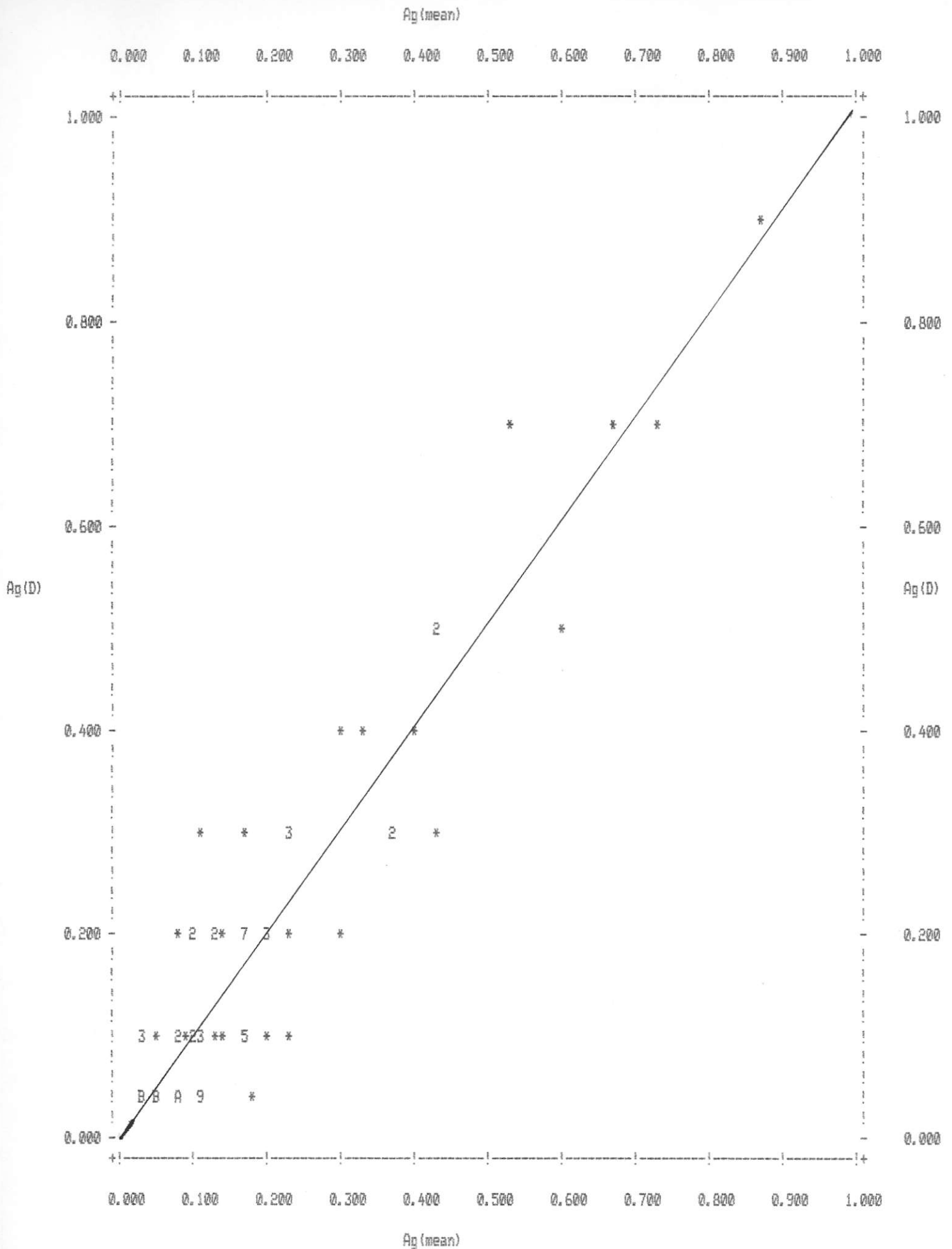


9 POINTS OUT OF RANGE

STATISTICS FOR VARIABLES:	Ag (mean)	Ag (E)
NUMBER OF OBSERVATIONS:	115	115
MINIMUM:	0.03	0.03
MAXIMUM:	29.93	25.60
MEAN:	1.26	1.08
STANDARD ERROR OF MEAN:	0.42	0.37
STANDARD DEVIATION:	4.55	3.96
COEFFICIENT OF VARIATION:	362.02	367.18
SKEWNESS:	4.53	4.53
KURTOSIS:	20.85	20.67
CORRELATION COEFFICIENT:	0.9979	

WE WILL NOW MAKE ANOTHER PASS THROUGH THE DATA.

THE SAME TRANSFORMATIONS AND SELECTIONS AS LAST RUN WILL BE USED IN THIS RUN.

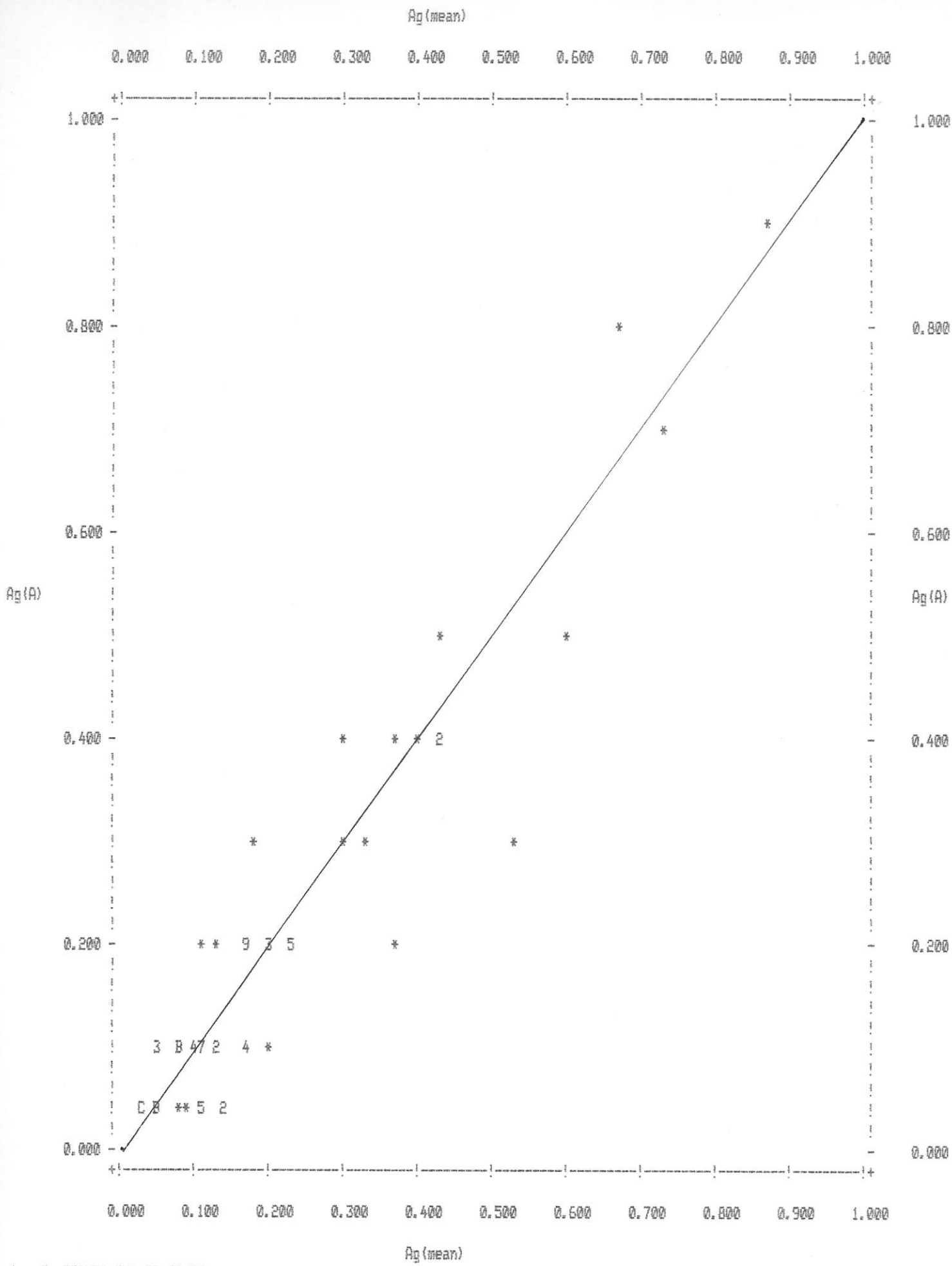


9 POINTS OUT OF RANGE

STATISTICS FOR VARIABLES:	Ag (mean)	Ag (D)
NUMBER OF OBSERVATIONS:	115	115
MINIMUM:	0.03	0.03
MAXIMUM:	29.93	31.20
MEAN:	1.26	1.28
STANDARD ERROR OF MEAN:	0.42	0.43
STANDARD DEVIATION:	4.55	4.63
COEFFICIENT OF VARIATION:	362.02	362.59
SKEWNESS:	4.53	4.53
KURTOSIS:	20.85	21.14
CORRELATION COEFFICIENT:	0.9962	

WE WILL NOW MAKE ANOTHER PASS THROUGH THE DATA.

THE SAME TRANSFORMATIONS AND SELECTIONS AS LAST RUN WILL BE USED IN THIS RUN.



9 POINTS OUT OF RANGE

STATISTICS FOR VARIABLES:	Ag (mean)	Ag (A)
NUMBER OF OBSERVATIONS:	115	115
MINIMUM:	0.03	0.03
MAXIMUM:	29.93	29.20
MEAN:	1.26	1.23
STANDARD ERROR OF MEAN:	0.42	0.42
STANDARD DEVIATION:	4.55	4.48
COEFFICIENT OF VARIATION:	362.02	365.25
SKEWNESS:	4.53	4.55
KURTOSIS:	20.85	20.90
CORRELATION COEFFICIENT:	0.9997	

Symbol	Number of samples at that point
*	1
2	2
3	3
4	4
5	5
6	6
7	7
8	8
9	9
A	10-11
B	12-15
C	16-20
D	21-30
E	31-50
F	> 50

Relationship between X-Y plot symbols
and number of samples

DATA TITLE: FALCONBRIDGE - special project Au and Ag comparison

THE FOLLOWING VARIABLES ARE IN THE DATA SET:

Au(A) Ag(A) Au(B) Ag(B) Au(C) Ag(C) Au(D) Ag(D) Au(E) Ag(E)

***** THE FOLLOWING TRANSFORMATIONS WILL BE USED IN THIS RUN. *****

A	=	Au(A)	+	Au(B)	
B	=	Au(C)	+	A	
Au(mean)	=	B	/		3.000
C	=	Au(D)	+	B	
Au(av4)	=	C	/		4.000
D	=	Au(E)	+	C	
Au(av5)	=	D	/		5.000
a	=	Ag(A)	+	Ag(B)	
b	=	Ag(C)	+	a	
Ag(mean)	=	b	/		3.000
c	=	Ag(D)	+	b	
Ag(av4)	=	c	/		4.000
d	=	Ag(E)	+	c	
Ag(av5)	=	d	/		5.000

SAMPLE NO.	Au (A)	Au (B)	Au (C)	Au (D)	Au (E)	Au (mean)	Au (av4)	Au (av5)
0183	2.000	1.400	0.700	1.000	1.900	1.367	1.275	1.400
0184	1.700	1.400	0.700	0.700	1.700	1.267	1.125	1.240
0185	1.400	2.000	0.700	0.700	1.900	1.367	1.200	1.340
0186	1.400	1.700	0.700	0.300	1.700	1.267	1.025	1.160
0187	2.400	1.700	0.300	0.700	1.900	1.467	1.275	1.400
0188	2.400	2.000	1.000	0.700	1.700	1.800	1.525	1.560
0189	1.700	1.000	0.300	0.300	1.300	1.000	0.825	0.920
0190	1.400	1.400	1.400	1.000	1.300	1.400	1.300	1.300
0191	0.700	1.000	1.700	1.000	1.700	1.133	1.100	1.220
0192	0.700	1.000	0.300	0.300	1.900	0.667	0.575	0.840
0193	1.400	1.400	0.300	0.300	1.700	1.033	0.850	1.020
0194	1.700	1.700	0.700	0.700	1.300	1.367	1.200	1.220
0195	1.000	1.400	0.300	0.300	1.900	0.900	0.750	0.980
0196	2.400	1.700	0.700	0.300	1.900	1.600	1.275	1.400
0197	4.800	3.400	2.000	2.400	3.900	3.400	3.150	3.300
0198	112.700	110.400	111.400	110.400	114.000	111.500	111.225	111.780
0199	186.100	189.200	193.000	192.000	194.000	189.433	190.075	190.860
0200	125.500	129.600	124.800	124.800	132.000	126.633	126.175	127.340
0202	86.400	83.900	84.700	84.000	85.000	85.000	84.750	84.800
0203	85.000	83.300	80.900	80.200	86.000	83.067	82.350	83.080
0204	154.600	149.800	148.100	149.700	158.000	150.833	150.550	152.040
0205	14.100	10.900	9.600	13.000	13.500	11.533	11.900	12.220
0206	8.900	5.800	5.800	6.300	7.500	6.833	6.700	6.860
0207	5.500	3.400	2.500	3.900	5.300	3.800	3.825	4.120
0208	6.800	3.400	2.400	3.100	5.300	4.200	3.925	4.200
0209	6.800	3.100	2.000	2.700	4.400	3.967	3.650	3.800
0239	2.700	1.400	0.700	0.700	1.700	1.600	1.375	1.440
0240	2.700	1.400	0.300	0.300	1.900	1.467	1.175	1.320
0241	2.100	1.700	1.700	2.100	1.700	1.833	1.900	1.860
0242	1.400	2.400	0.900	1.400	1.700	1.567	1.525	1.560
0243	2.400	3.100	0.700	0.700	1.300	2.067	1.725	1.640
0244	2.700	1.700	1.000	1.400	1.700	1.800	1.700	1.700
0245	4.100	3.700	1.400	1.700	1.900	3.067	2.725	2.560
0246	3.100	2.700	1.400	1.700	1.900	2.400	2.225	2.160
0247	17.100	23.300	23.600	22.900	24.500	21.333	21.725	22.280
0248	5.100	4.100	4.200	5.000	6.000	4.467	4.600	4.880
0249	6.800	6.200	4.500	4.600	7.500	5.833	5.525	5.920
0250	10.900	13.300	10.700	11.100	15.500	11.633	11.500	12.300
0254	42.900	42.200	42.100	41.100	46.000	42.400	42.075	42.860
0686	0.300	1.000	0.300	0.700	1.000	0.533	0.575	0.660
0687	0.300	0.700	0.700	0.300	0.500	0.567	0.500	0.500
0689	0.700	0.700	0.700	0.700	1.000	0.700	0.700	0.760
0690	0.300	0.700	0.700	0.700	1.000	0.567	0.600	0.680
0691	1.400	0.700	1.000	1.400	0.300	1.033	1.125	0.960
0692	1.000	2.400	2.400	1.700	1.000	1.933	1.875	1.700
0693	1.000	2.400	2.400	1.700	2.800	1.933	1.875	2.060
0694	1.700	2.400	1.700	2.000	1.700	1.933	1.950	1.900
0695	1.700	4.800	3.100	3.100	3.300	3.200	3.175	3.200
0696	1.000	1.700	1.000	1.700	1.000	1.233	1.350	1.280
0697	0.700	1.700	0.700	1.000	1.700	1.033	1.025	1.160

SAMPLE NO.	Au(A)	Au(B)	Au(C)	Au(D)	Au(E)	Au(mean)	Au(av4)	Au(av5)
0698	0.700	1.400	0.700	1.400	1.000	0.933	1.050	1.040
0699	1.000	1.000	1.400	1.700	0.500	1.133	1.275	1.120
0700	3.800	4.100	3.800	2.700	3.300	3.900	3.600	3.540
0751	1.700	1.700	1.700	1.000	1.300	1.700	1.525	1.480
0752	1.400	1.700	1.700	1.000	0.800	1.600	1.450	1.320
0753	1.400	1.700	1.700	1.000	1.700	1.600	1.450	1.500
0754	1.700	1.700	1.700	1.000	1.700	1.700	1.525	1.560
0755	3.100	2.700	3.400	2.400	3.300	3.067	2.900	2.980
0756	3.400	3.400	3.400	2.700	2.800	3.400	3.225	3.140
0757	20.000	22.000	20.200	25.500	27.000	20.733	21.925	22.940
0758	13.300	15.300	13.900	16.700	17.000	14.167	14.800	15.240
0759	5.000	5.900	6.500	6.800	7.000	5.800	6.050	6.240
0760	3.700	5.500	6.600	4.000	8.000	5.267	4.950	5.560
0761	2.500	2.300	3.200	3.900	4.400	2.667	2.975	3.260
0762	1.400	1.700	3.000	3.400	5.000	2.033	2.375	2.900
0763	1.400	1.700	2.400	2.700	2.800	1.833	2.050	2.200
0764	1.000	1.700	2.100	1.700	3.300	1.600	1.625	1.960
0765	0.300	0.700	0.700	0.700	0.800	0.567	0.600	0.640
0766	0.700	1.400	1.400	1.000	1.700	1.167	1.125	1.240
0767	0.700	1.400	1.400	1.000	0.800	1.167	1.125	1.060
0768	4.800	4.800	4.400	4.300	5.000	4.667	4.575	4.660
0769	3.100	3.800	3.100	3.800	3.600	3.333	3.450	3.480
0770	0.700	1.500	1.000	0.700	1.000	1.067	0.975	0.980
0771	0.300	0.300	0.300	0.300	0.800	0.300	0.300	0.400
0772	0.300	0.300	0.700	0.300	0.800	0.433	0.400	0.480
0773	0.700	1.400	0.700	0.700	1.000	0.933	0.875	0.900
0774	0.300	0.700	0.300	0.300	1.000	0.433	0.400	0.520
0775	0.300	0.300	0.300	0.300	0.500	0.300	0.300	0.340
0776	0.300	1.000	0.300	0.700	0.500	0.533	0.575	0.560
0777	0.300	1.000	0.300	0.300	0.500	0.533	0.475	0.480
0778	1.000	0.700	1.400	1.000	0.500	1.033	1.025	0.920
0779	1.000	1.000	0.700	1.000	0.500	0.900	0.925	0.840
0780	1.000	0.700	0.700	1.000	0.300	0.800	0.850	0.740
0781	1.000	0.700	0.300	0.700	0.500	0.667	0.675	0.640
0782	1.700	1.000	1.000	1.700	0.800	1.233	1.350	1.240
0783	2.000	1.000	0.700	1.400	0.500	1.233	1.275	1.120
0784	1.400	2.000	1.700	2.400	2.500	1.700	1.875	2.000
0785	1.000	1.000	1.000	1.700	0.500	1.000	1.175	1.040
0786	1.700	0.700	1.000	1.000	0.500	1.133	1.100	0.980
0787	0.700	0.700	0.700	0.700	0.300	0.700	0.700	0.620
0788	1.400	1.000	1.000	1.400	0.300	1.133	1.200	1.020
0789	1.000	1.000	1.700	1.400	0.500	1.233	1.275	1.120
0790	1.700	1.000	1.400	1.700	0.500	1.367	1.450	1.260
0791	1.700	1.400	1.700	2.000	0.500	1.600	1.700	1.460
0792	5.000	4.800	4.800	4.400	5.000	4.867	4.750	4.800
0793	2.000	2.000	2.000	2.000	0.800	2.000	2.000	1.760
0794	4.400	4.100	3.800	4.400	4.400	4.100	4.175	4.220
0795	2.000	2.400	1.700	1.000	1.000	2.033	1.775	1.620
0796	10.300	9.900	10.300	10.300	11.500	10.167	10.200	10.460
0797	5.400	4.400	4.100	3.800	4.100	4.633	4.425	4.360

SAMPLE NO.	Au (A)	Au (B)	Au (C)	Au (D)	Au (E)	Au (mean)	Au (av4)	Au (av5)
0798	1.000	1.000	1.000	1.700	1.700	1.000	1.175	1.280
0799	2.000	1.000	1.000	1.700	0.500	1.333	1.425	1.240
0800	1.700	1.000	1.000	1.700	1.700	1.233	1.350	1.420
0801	1.700	1.000	1.000	1.700	0.500	1.233	1.350	1.180
0802	1.700	1.700	2.400	2.400	1.300	1.933	2.050	1.900
0803	6.800	6.200	6.800	6.800	6.000	6.600	6.650	6.520
0804	1.700	1.000	1.700	1.700	1.300	1.467	1.525	1.480
0805	0.300	0.300	0.300	0.300	0.300	0.300	0.300	0.300
0806	0.700	0.300	0.300	0.300	0.300	0.433	0.400	0.380
0807	1.000	1.600	1.700	1.400	2.300	1.433	1.425	1.600
0808	0.700	1.000	1.700	1.000	2.500	1.133	1.100	1.300
0809	0.700	0.300	1.700	1.000	1.000	0.900	0.925	0.940
0810	1.700	0.700	1.000	0.700	1.000	1.133	1.025	1.020
0811	1.700	0.700	0.700	0.700	0.800	1.033	0.950	0.920
0812	0.700	1.000	0.700	1.000	1.300	0.800	0.850	0.940

WE WILL NOW MAKE ANOTHER PASS THROUGH THE DATA.

THE SAME TRANSFORMATIONS AND SELECTIONS AS LAST RUN WILL BE USED IN THIS RUN.

SAMPLE NO.	Ag (A)	Ag (B)	Ag (C)	Ag (D)	Ag (E)	Ag (mean)	Ag (av4)	Ag (av5)
0698	0.030	0.100	0.030	0.030	0.030	0.053	0.047	0.044
0699	0.030	0.030	0.100	0.030	0.100	0.053	0.047	0.058
0700	0.300	0.400	0.300	0.400	0.300	0.333	0.350	0.340
0751	0.100	0.100	0.030	0.030	0.030	0.077	0.065	0.058
0752	0.100	0.100	0.030	0.030	0.100	0.077	0.065	0.072
0753	0.030	0.100	0.030	0.030	0.100	0.053	0.047	0.058
0754	0.030	0.100	0.030	0.030	0.030	0.053	0.047	0.044
0755	0.030	0.200	0.100	0.030	0.300	0.110	0.090	0.132
0756	0.200	0.400	0.500	0.300	0.400	0.367	0.350	0.360
0757	8.000	9.500	8.900	9.400	7.600	8.800	8.950	8.680
0758	9.300	10.400	10.500	10.700	6.400	10.067	10.225	9.460
0759	1.800	1.600	1.400	1.700	1.700	1.600	1.625	1.640
0760	0.400	0.300	0.200	0.200	0.100	0.300	0.275	0.240
0761	0.200	0.100	0.200	0.200	0.030	0.167	0.175	0.146
0762	0.030	0.100	0.030	0.100	0.030	0.053	0.065	0.058
0763	0.030	0.030	0.030	0.030	0.030	0.030	0.030	0.030
0764	0.030	0.030	0.030	0.030	0.030	0.030	0.030	0.030
0765	0.030	0.030	0.030	0.030	0.030	0.030	0.030	0.030
0766	0.030	0.030	0.100	0.030	0.030	0.053	0.047	0.044
0767	0.030	0.030	0.030	0.030	0.030	0.030	0.030	0.030
0768	0.400	0.300	0.400	0.300	0.200	0.367	0.350	0.320
0769	0.300	0.300	0.300	0.400	0.300	0.300	0.325	0.320
0770	0.030	0.200	0.100	0.030	0.030	0.110	0.090	0.078
0771	0.030	0.030	0.030	0.030	0.030	0.030	0.030	0.030
0772	0.030	0.100	0.030	0.030	0.030	0.053	0.047	0.044
0773	0.030	0.100	0.030	0.030	0.030	0.053	0.047	0.044
0774	0.030	0.100	0.030	0.030	0.030	0.053	0.047	0.044
0775	0.030	0.030	0.030	0.100	0.030	0.030	0.047	0.044
0776	0.030	0.100	0.030	0.030	0.030	0.053	0.047	0.044
0777	0.030	0.030	0.030	0.030	0.030	0.030	0.030	0.030
0778	0.200	0.100	0.200	0.100	0.030	0.167	0.150	0.126
0779	0.200	0.200	0.100	0.100	0.030	0.167	0.150	0.126
0780	0.100	0.030	0.030	0.030	0.030	0.053	0.047	0.044
0781	0.100	0.030	0.030	0.030	0.030	0.053	0.047	0.044
0782	0.100	0.100	0.100	0.100	0.030	0.100	0.100	0.086
0783	0.100	0.200	0.100	0.200	0.030	0.133	0.150	0.126
0784	0.100	0.200	0.200	0.200	0.100	0.167	0.175	0.160
0785	0.100	0.100	0.100	0.100	0.030	0.100	0.100	0.086
0786	0.200	0.100	0.100	0.100	0.030	0.133	0.125	0.106
0787	0.100	0.030	0.100	0.030	0.030	0.077	0.065	0.058
0788	0.200	0.200	0.200	0.200	0.030	0.200	0.200	0.166
0789	0.100	0.100	0.100	0.200	0.030	0.100	0.125	0.106
0790	0.100	0.100	0.030	0.100	0.030	0.077	0.083	0.072
0791	0.200	0.200	0.100	0.200	0.100	0.167	0.175	0.160
0792	0.500	0.800	0.500	0.500	0.500	0.600	0.575	0.560
0793	0.200	0.300	0.200	0.300	0.300	0.233	0.250	0.260
0794	0.400	0.500	0.400	0.500	0.300	0.433	0.450	0.420
0795	0.030	0.200	0.100	0.100	0.030	0.110	0.108	0.092
0796	0.700	0.800	0.700	0.700	0.700	0.733	0.725	0.720
0797	0.100	0.200	0.200	0.200	0.200	0.167	0.175	0.180

SAMPLE NO.	Ag (A)	Ag (B)	Ag (C)	Ag (D)	Ag (E)	Ag (mean)	Ag (av4)	Ag (av5)
0798	0.100	0.100	0.100	0.200	0.100	0.100	0.125	0.120
0799	0.200	0.100	0.200	0.100	0.100	0.167	0.150	0.140
0800	0.100	0.030	0.200	0.030	0.100	0.110	0.090	0.092
0801	0.100	0.030	0.200	0.300	0.100	0.110	0.158	0.145
0802	0.200	0.100	0.200	0.200	0.200	0.167	0.175	0.180
0803	0.800	0.500	0.700	0.700	0.800	0.667	0.675	0.700
0804	0.100	0.200	0.200	0.100	0.030	0.167	0.150	0.125
0805	0.030	0.030	0.030	0.030	0.030	0.030	0.030	0.030
0806	0.030	0.030	0.030	0.030	0.030	0.030	0.030	0.030
0807	0.100	0.030	0.100	0.030	0.030	0.077	0.065	0.058
0808	0.030	0.100	0.200	0.100	0.030	0.110	0.108	0.092
0809	0.030	0.100	0.030	0.030	0.030	0.053	0.047	0.044
0810	0.030	0.030	0.030	0.030	0.030	0.030	0.030	0.030
0811	0.030	0.030	0.030	0.030	0.030	0.030	0.030	0.030
0812	0.030	0.030	0.030	0.100	0.030	0.030	0.047	0.044

‡