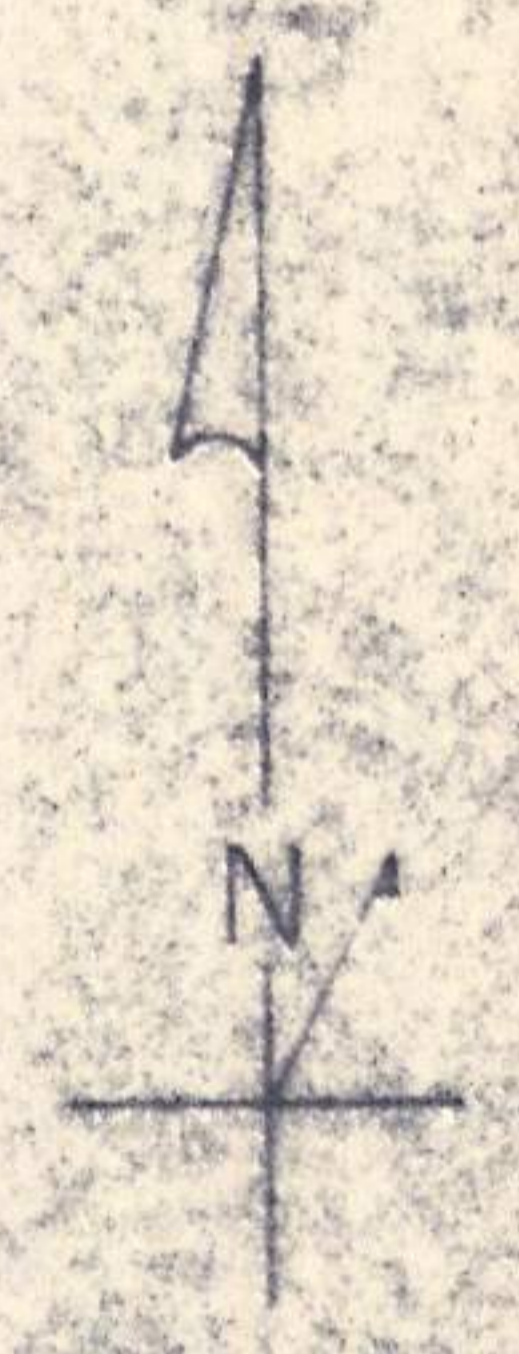
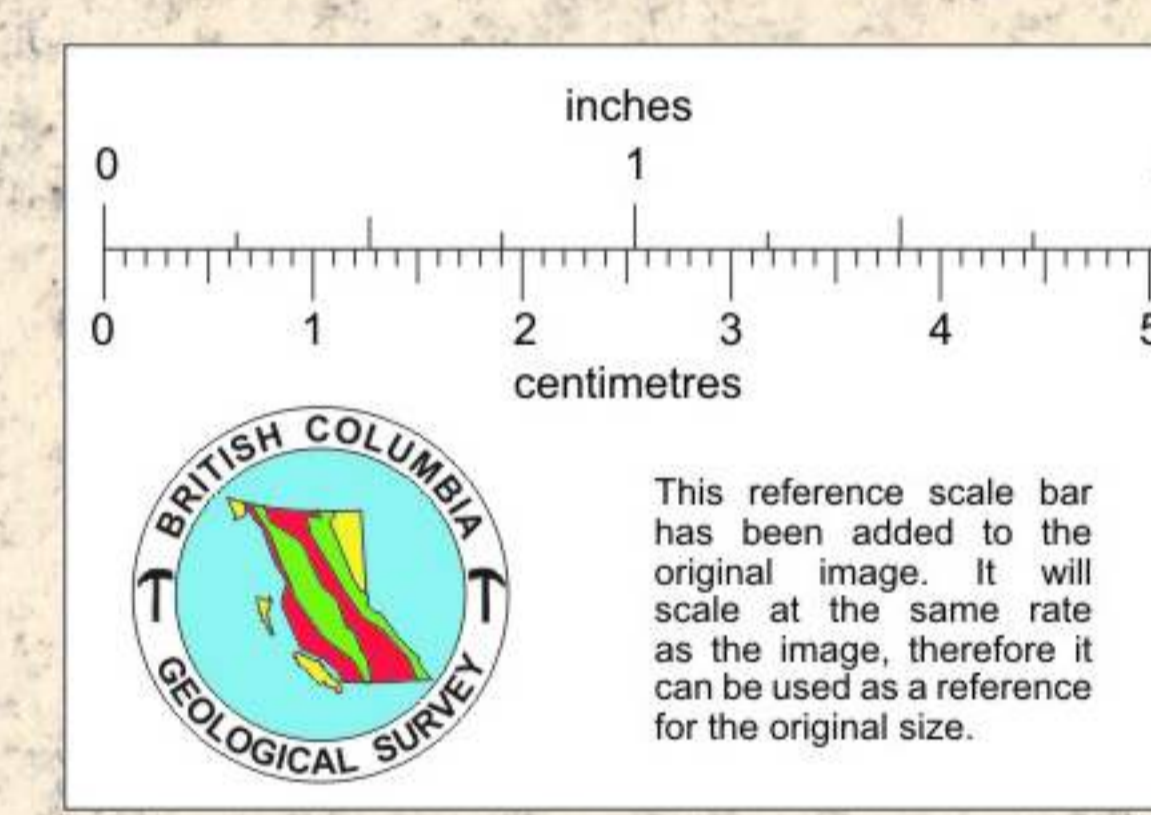



LEGEND

- HEAVY MINERAL SAMPLE LOCATION
 - 159 VALUES SHOWN ARE $\mu\text{g/m Th}$ IN THE -150 HN FRACTION DERIVED FROM 10kg OF -20 MESH SAMPLE
- | THORIUM VALUES: | | n = 89 |
|-----------------|------------------------------|--------|
| Light Green | <900 $\mu\text{g/m Th}$ | n = 74 |
| Dark Green | 900-1199 $\mu\text{g/m Th}$ | n = 7 |
| Orange | 1200-1799 $\mu\text{g/m Th}$ | n = 4 |
| Black | 1800-3000 $\mu\text{g/m Th}$ | n = 4 |
| Pink | >3000 $\mu\text{g/m Th}$ | n = 0 |



MAGNETIC DECLINATION: $20^{\circ} 42'$ (1985)
DECREASING 4.8" YEAR



KETTLE RIVER RESOURCES LTD

DISCOVERY Consultants

MIDWAY PROJECT
HEAVY MINERAL SAMPLING
THORIUM (Th)

DATE	NOV 1988	SHEET	50/88
PROJECT		TITLE	823560
FIGURE		GREENWOOD MINING DIVISION	