

5000E

5500E

SHEET NO. OF

JOB NO.

SUBJECT

DATE

DATE

BY
CHKD. BY

30' 8"
G-23

G-1

GLORY HOLE

G-7

G-59

G-56

G-64

G-67

3.5/4
0.27
0.52

0.67
3.5'

0.12
0.4/20'
2.25/10'
0.79/10'
0.4
0.107

Tv
0.42/5
0.85
0.3
0.106
0.43
0.88/14.5
0.3

1.36/35'
0.28/10'
0.45
1.07/10'
0.28/10.3'
0.07

0.1
0.29/40'
0.73/15'
0.26

0.08
0.53/15
0.78/10'
1.15/15'
0.79/15'
1.11/10'
0.45/19.8'
0.21/33.2'
0.44/29'
1.09/10.2
0.29/15
0.62/15
0.27/20'
1.0/15
0.5/15
20.15
2.4/15'
0.52/15'
0.07

4000'

3800'

Lone Star
823200

51100M

PRINTED ON CLEARPRINT 1000 H

5000 E

5500 E

SHEET NO. OF

JOB NO.

CG-9

CG-12

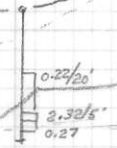
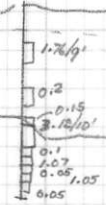
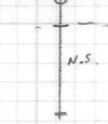

CG-11

G-8

G-44

G-57

GLORY HOLE



SUBJECT

BY DATE

CHKD. BY DATE

BY DATE

CHKD. BY DATE

PRINTED ON CLEARPRINT 1000 H

50+20

5500E

6000E

SHEET NO. OF

JOB NO.

GLORY
HULF

SUBJECT

DATE

DATE

BY

CHKD. BY

G-65

G-66

K-17

original surf.

PIT

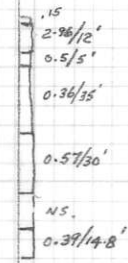

4000'

3800'

3600'

PRINTED ON CLEARPRINT 1000 H

3400'



50+00"

SHEET NO. OF
JOB NO.

SUBJECT

BY DATE
CHKD. BY DATE

5000'

5500'

1C-2

G-25

G-15

G-14

4000'

0.15
4-23/7'
0.52/4.5

2.87/7.3'
0.05/6
2.25/6
0.1
0.47
0.18

0.12

0.02

Last Sample

5.87, 0.071, 0.04, 0.24
17.5
0.66
1/8

3800'

0.3, 0.015, 0.005, Fr
158.5'
0.39
7'

0.13
10'

0.6
10'

0.53
11'

3600'

0.37, 0.015, 0.005, Fr
212'

0.98
15'

1.2/10', 0.01, 0.02, Fr

0.75/10'

0.67

0.22
3A-1

0.29
0.02

49+50 N

PRINTED ON CLEARPRINT 1000 H

BK

5500 E

SHEET NO. OF

JOB NO.

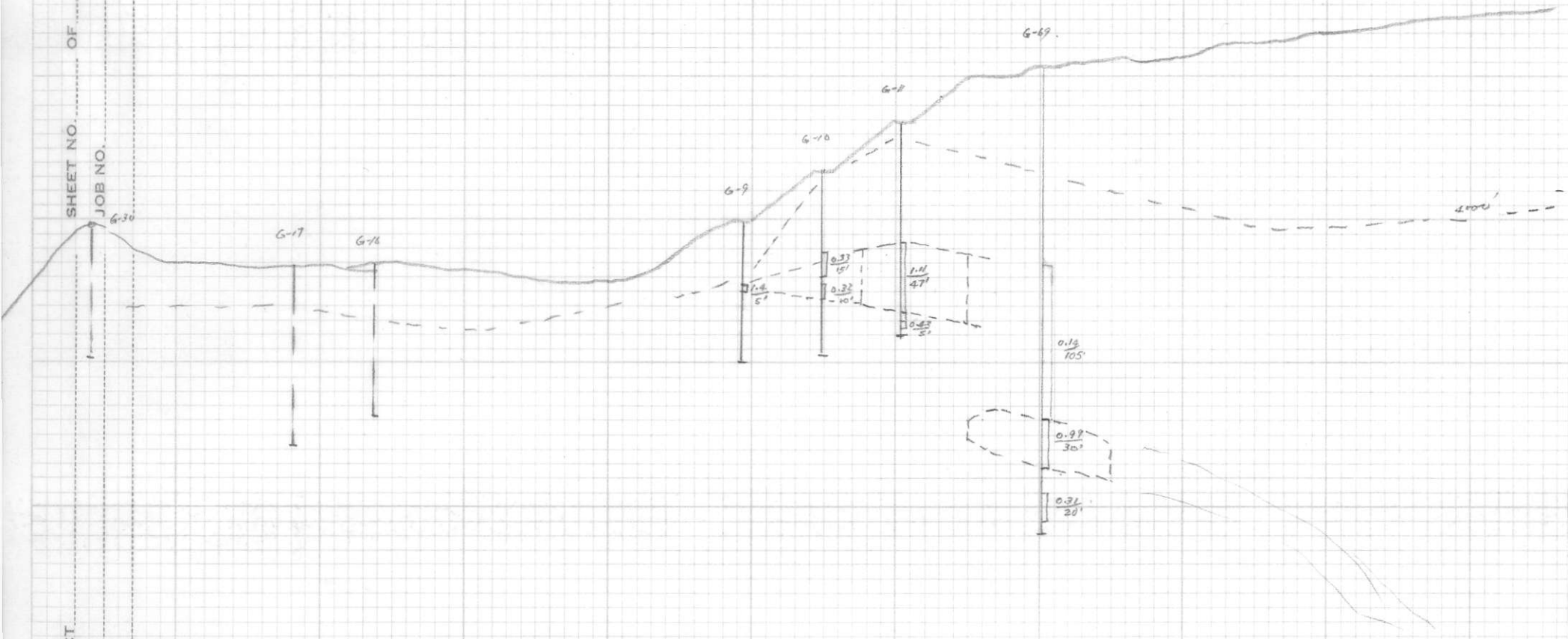
SUBJECT

DATE

DATE

BY

CHKD. BY



491002

SHEET NO. OF

JOB NO.

SUBJECT

DATE

DATE

BY
CHKD. BY

G-15

G-13

G-12

49+25.4

0.6
5'

0.4
10'

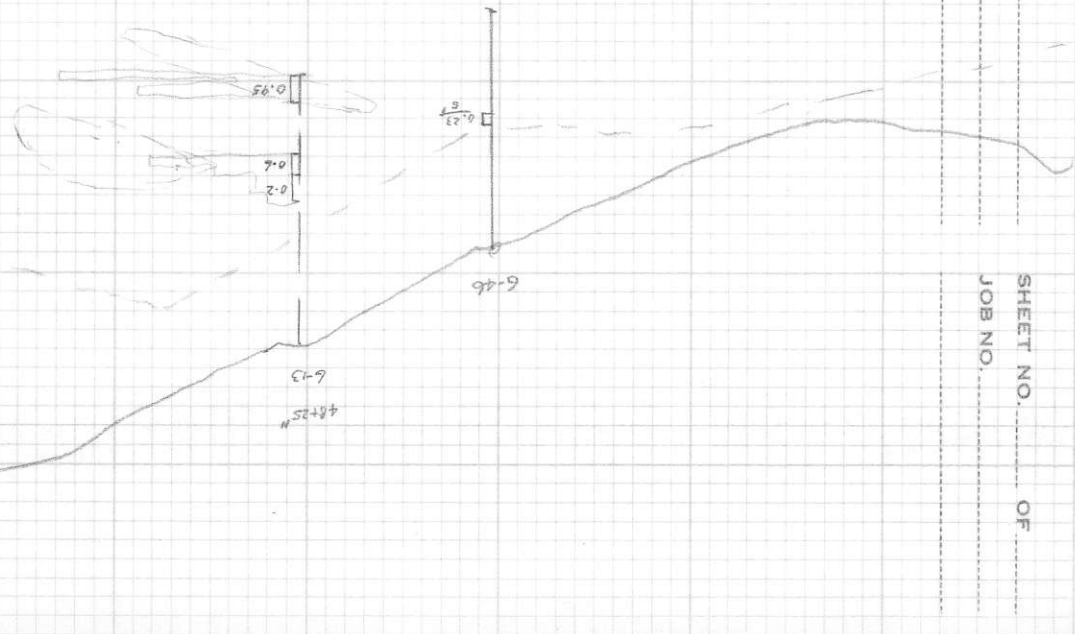

0.4
30'

1.15
50'

40+00

45450 ✓

PRINTED ON CLEARPRINT 1000 H

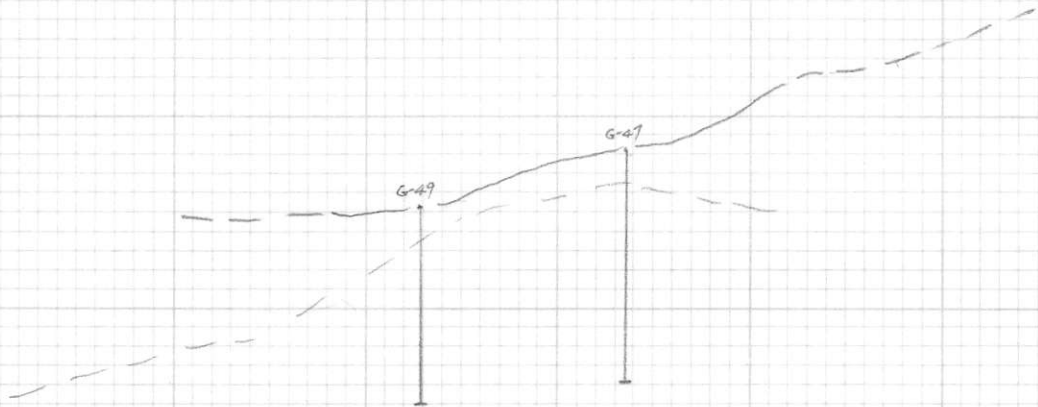


BY _____ DATE _____
 CHKD. BY _____ DATE _____

SUBJECT _____

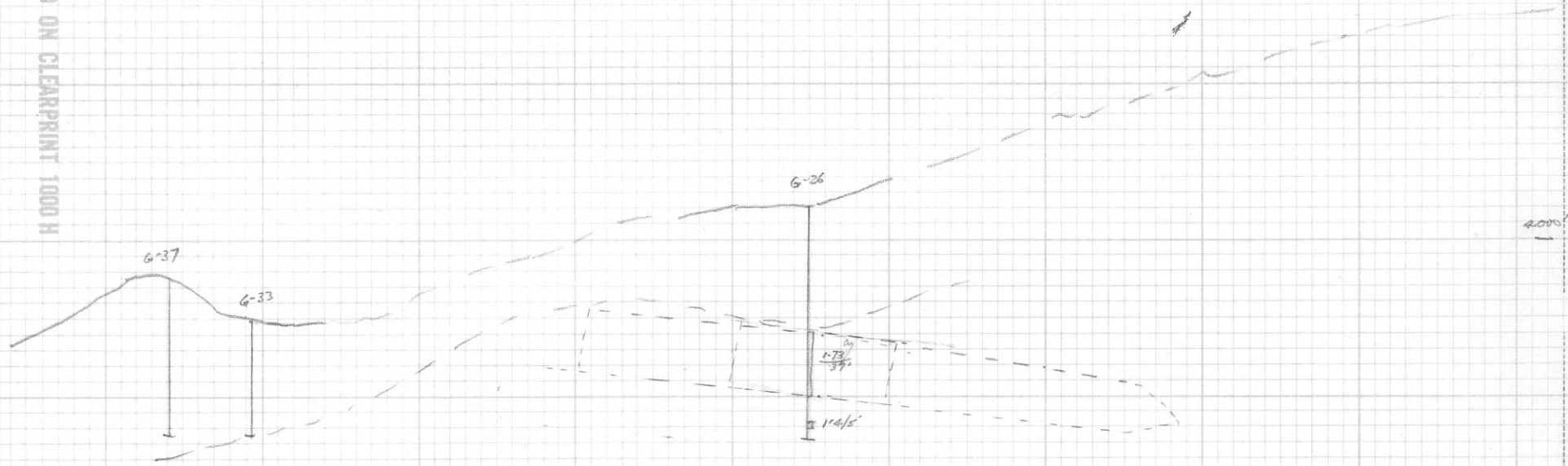
SHEET NO. _____ OF _____
 JOB NO. _____

812



4000'

BY DATE SUBJECT
CHKD. BY DATE
SHEET NO. OF
JOB NO.



BY
 CHKD. BY
 DATE
 DATE

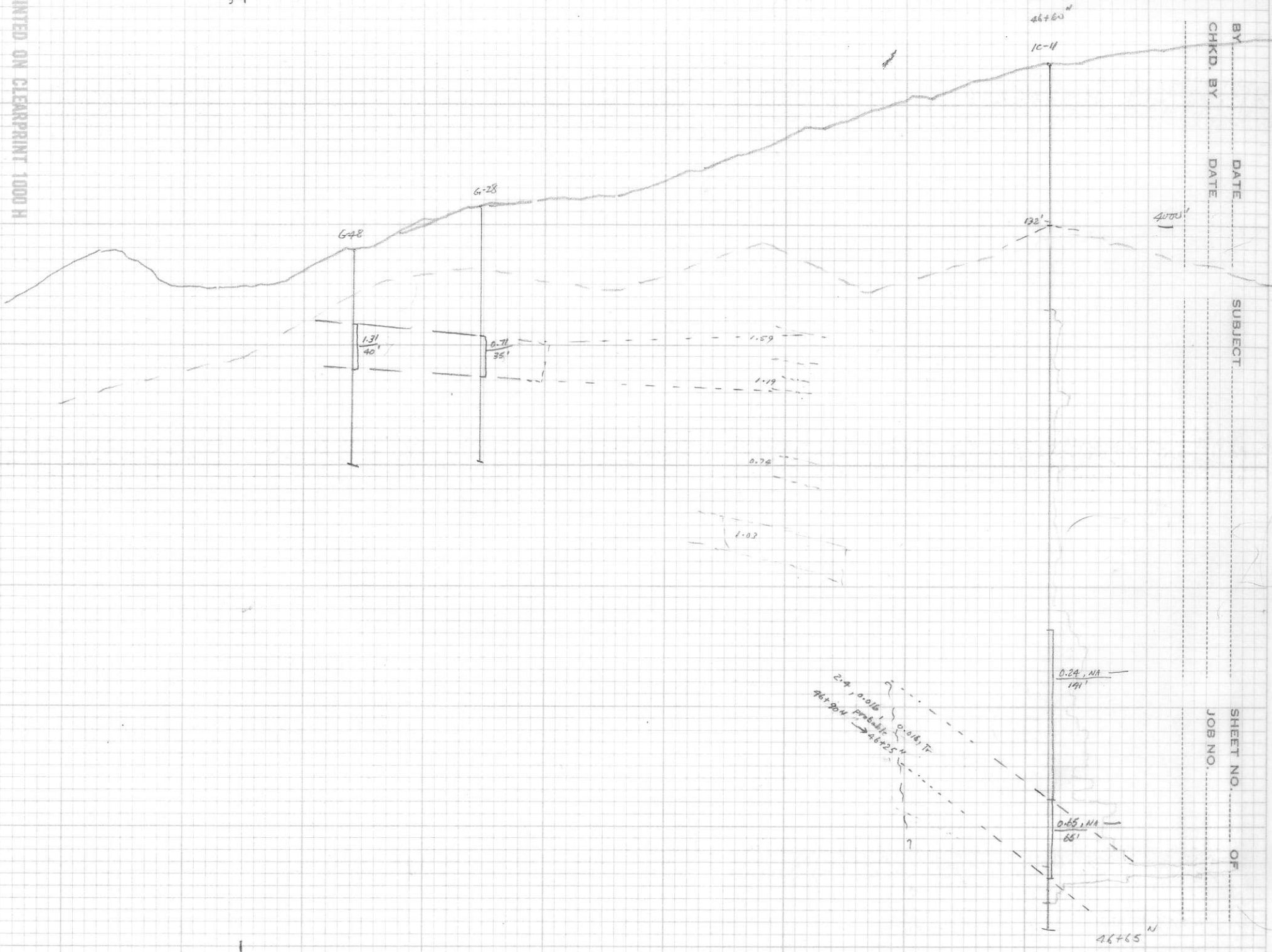
SUBJECT

SHEET NO. OF
 JOB NO.

PRINTED ON CLEARPRINT 1000 H

B/L
50/00 E

55+00 E



BY _____ DATE _____ SUBJECT _____
 CHKD. BY _____ DATE _____
 SHEET NO. _____ OF _____
 JOB NO. _____

2.4, 0.016
 46+50N Probable
 → 46+25 N

46+60 N
 10-11

4000'

132'

G-48

G-28

1.31
40'

0.71
35'

1.59

1.19

0.76

1.03

0.24, NA
191'

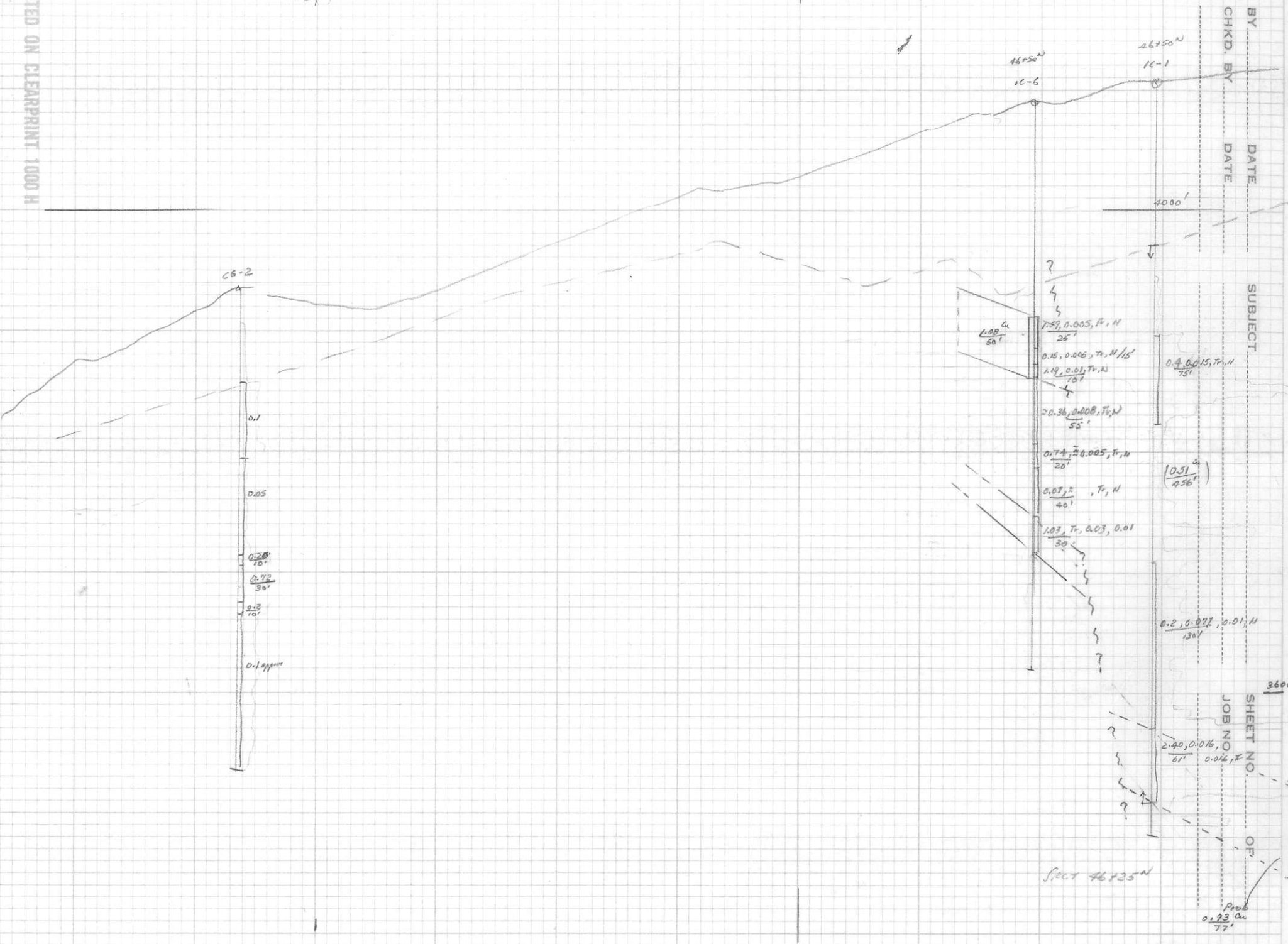
0.65, NA
66'

46+65 N

B/L
5000F

B/L
5000F

B/L
5000F



BY _____
 CHKD BY _____
 DATE _____

SUBJECT

SHEET NO. 3600
 JOB NO. _____
 OF _____

SECT 46735 N

Prob
0.23 @
77'

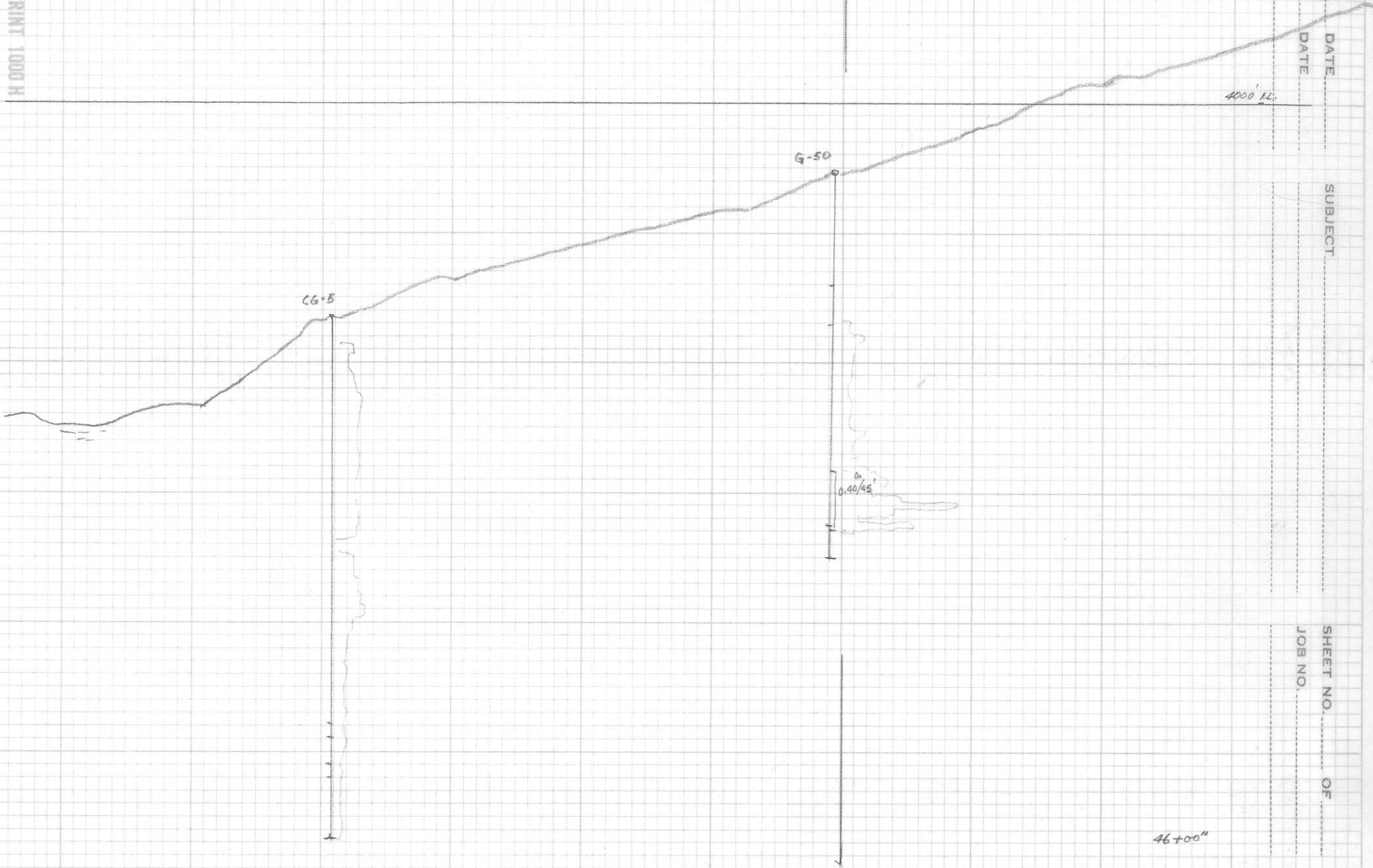
45+50 - 46+50

B L
SCOVE

BY
CHKD. BY
DATE

SUBJECT

SHEET NO. OF
JOB NO.



4000 LL.

G-50

C6+B

0.40/45

46+00''

5000/E

551^E

10-21 40000

SHEET NO. OF

JOB NO.


SUBJECT

DATE

BY

DATE

CHKD. BY



5128⁴
586

46+00^N

3200'

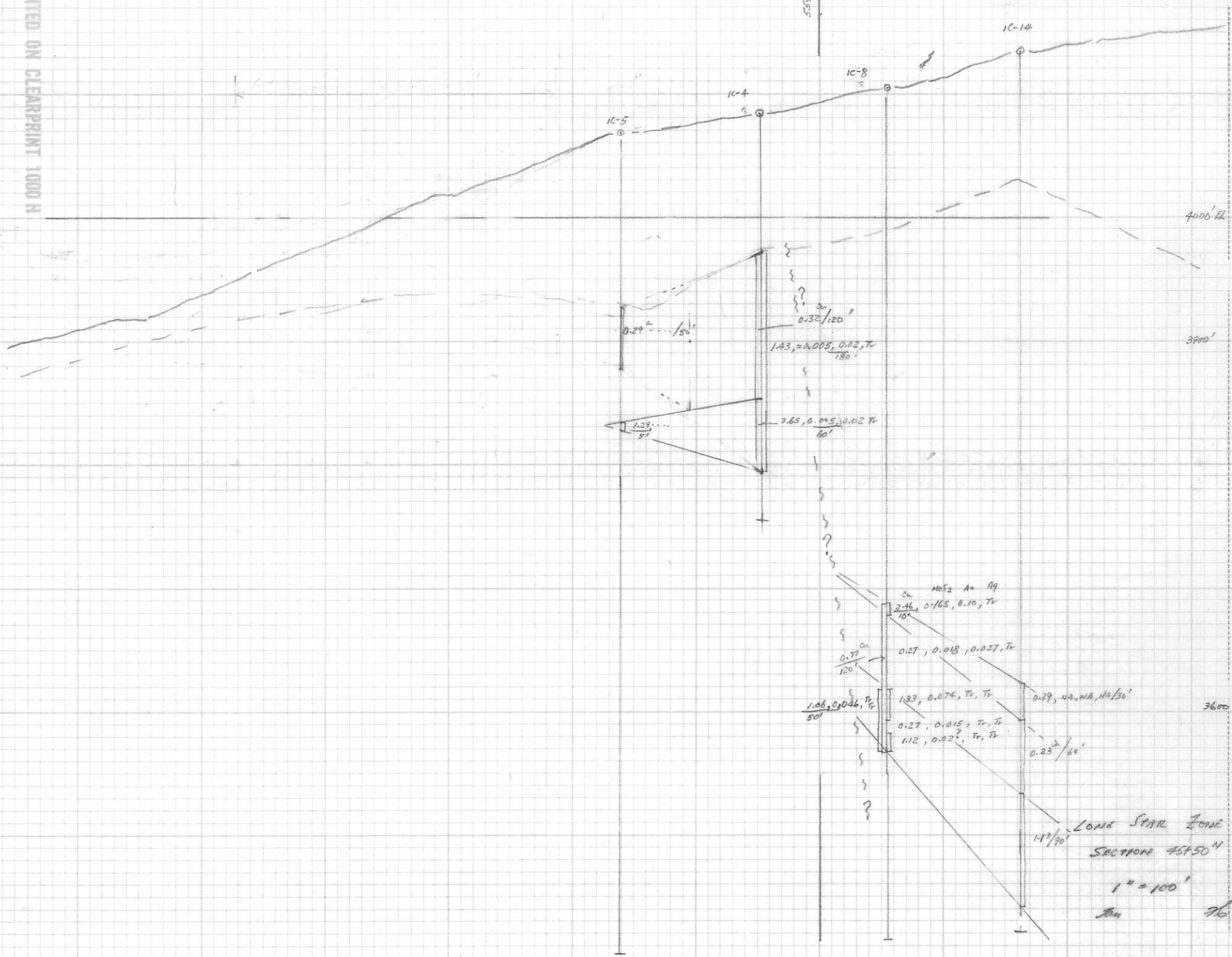
3300'

3400'



976'

BIL



PRINTED ON CLEARPRINT 1000 H

55+00 E

10-22

6600 E

3700

BY _____
CHKD. BY _____
DATE _____

SUBJECT _____

SHEET NO. _____
JOB NO. _____
OF _____

511 03

10.01

50.03

0.28

0.48
40

0.02

0.84^{ca}

0.16

0.02

1024'

3700

3300

3200

44+00 N

3 1/2
5000'

SHEET NO. OF

JOB NO.

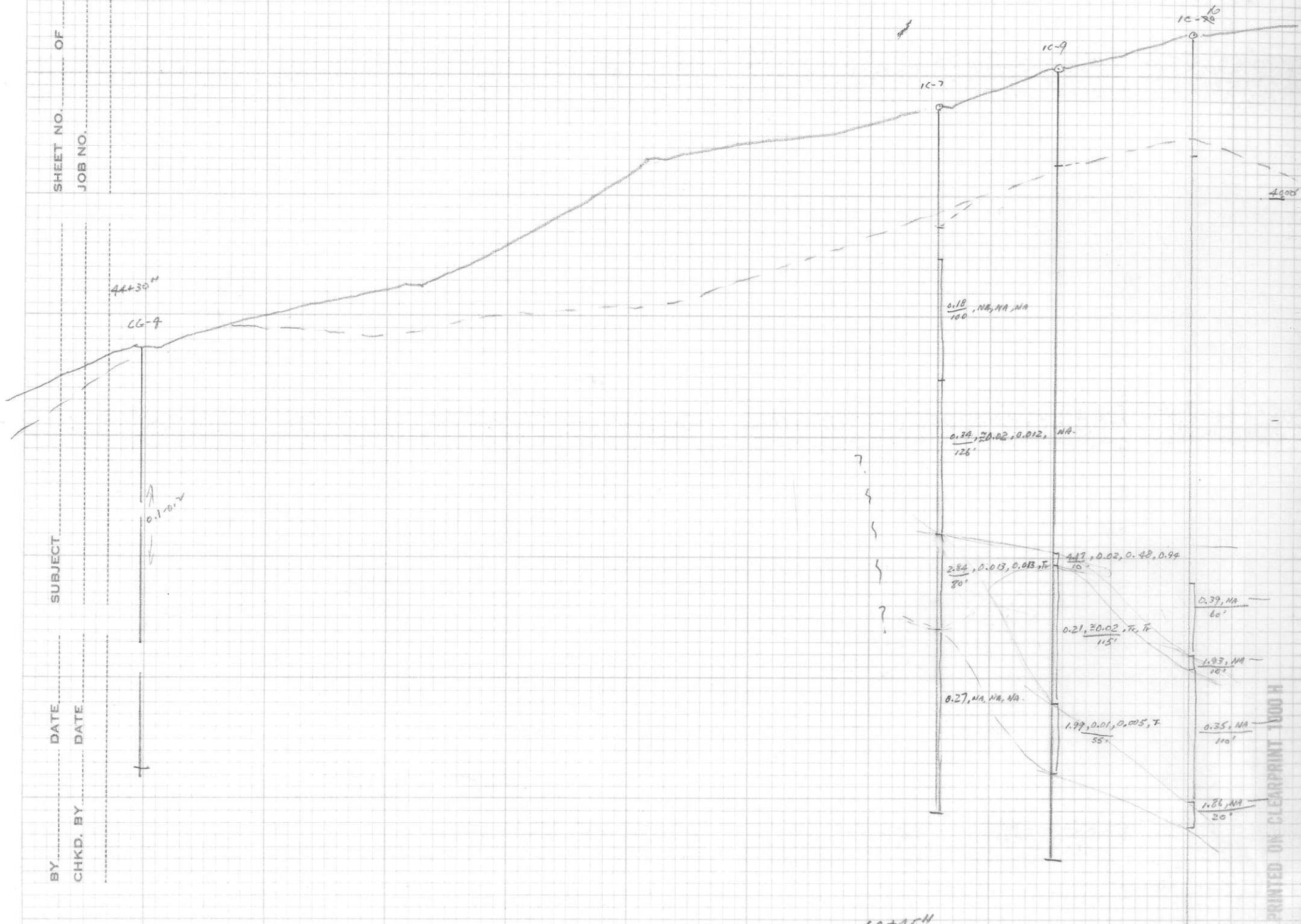
SUBJECT

DATE

DATE

BY


CHKD. BY



PRINTED ON CLEARPRINT 1000 H

PRINTED ON CLEARPRINT 1000 H

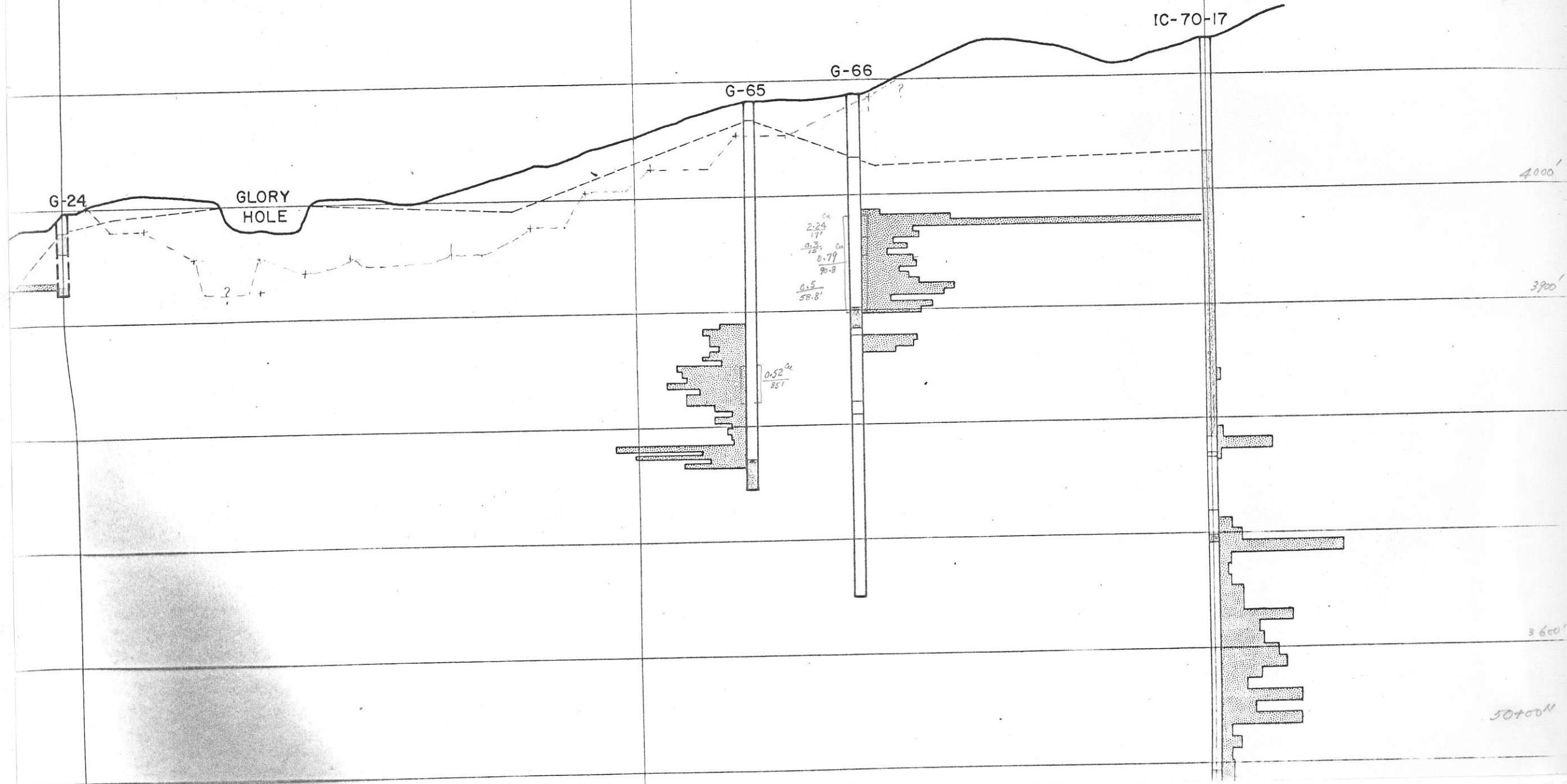
BL
57002



BY _____ DATE _____
 CHKD. BY _____ DATE _____
 SUBJECT _____
 SHEET NO. _____ OF _____
 JOB NO. _____

4000'
 3900' EL
 3800'
 3600'
 3400'

43+50"



G-24

GLORY HOLE

G-65

G-66

IC-70-17

4000'

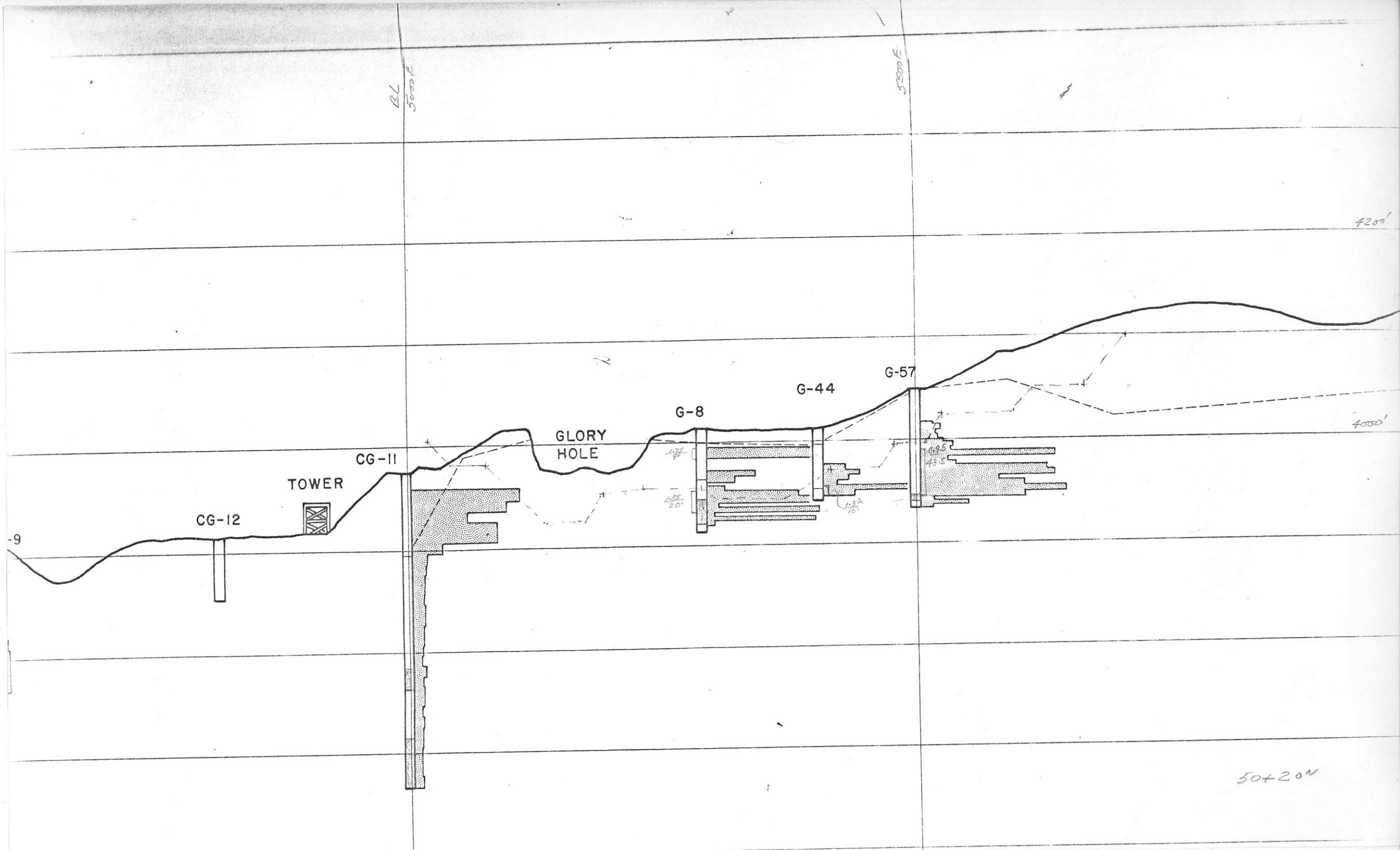
3900'

3600'

50+00N

$\frac{2.24}{171}$
 $\frac{0.3}{120}$
 $\frac{0.79}{90.8}$
 $\frac{0.5}{58.8}$

$\frac{0.52}{251}$



BL
5000 E

5500 E

4200'

4000'

CG-12

TOWER

CG-11

GLORY
HOLE

G-8

G-44

G-57

48.5
43.5

9

50+20'

BL
5000E

5300E

4200'

30' SOUTH

G-23

G-1

GLORY HOLE

G-7

G-59

G-56

G-64

G-67

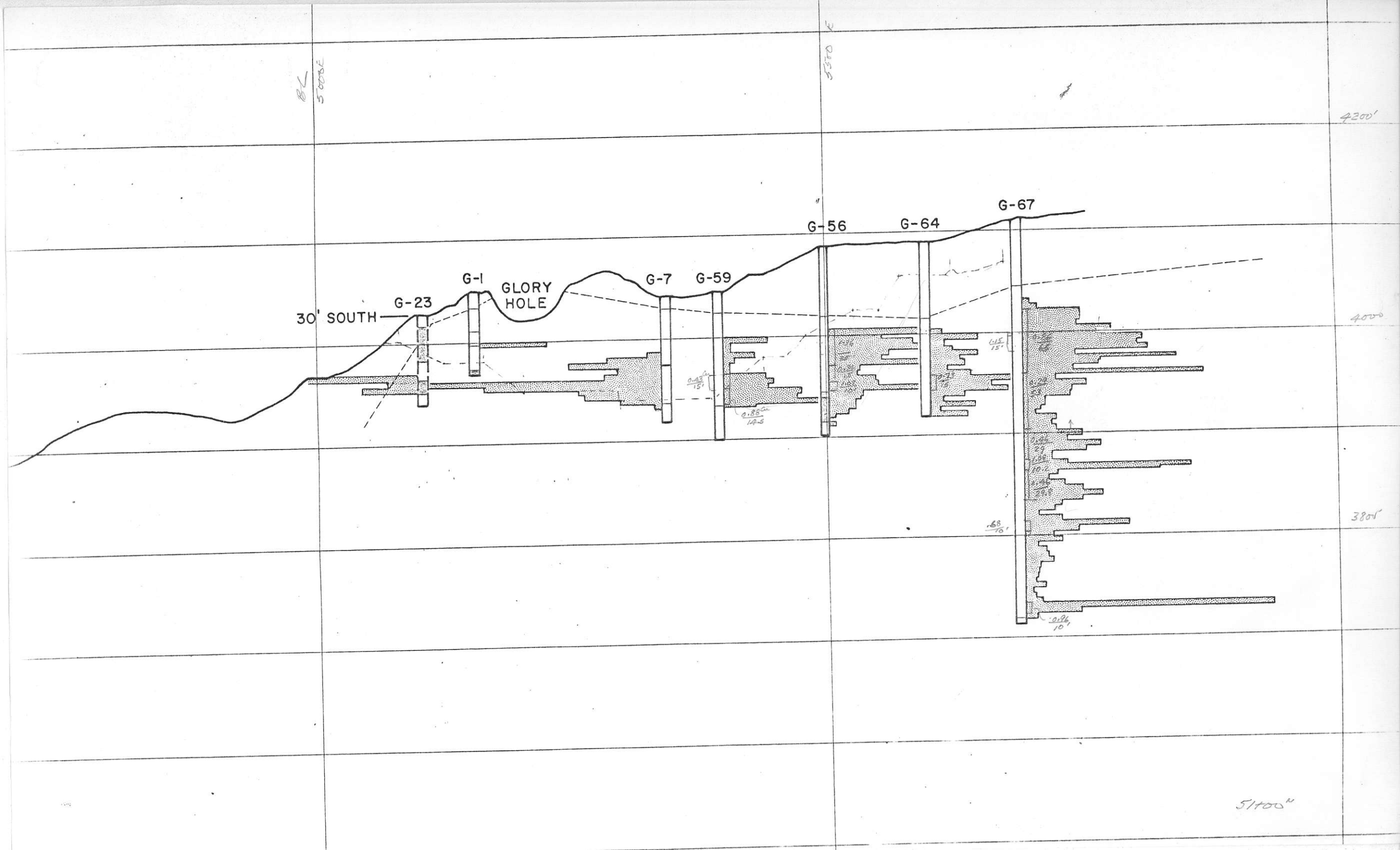
4000'

3800'

.68
10'

.096
10'

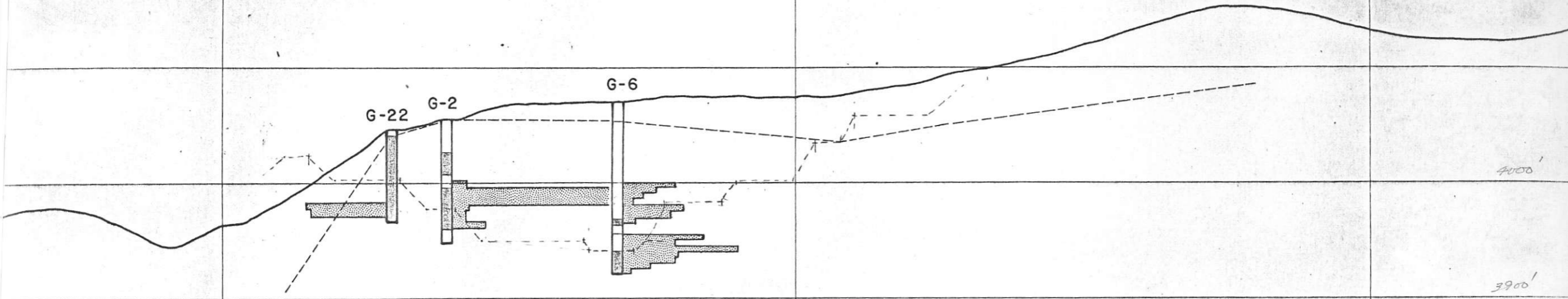
5100M



E
5000
BASELINE

E
5500

E
6000



4100'

3900'

51+50''

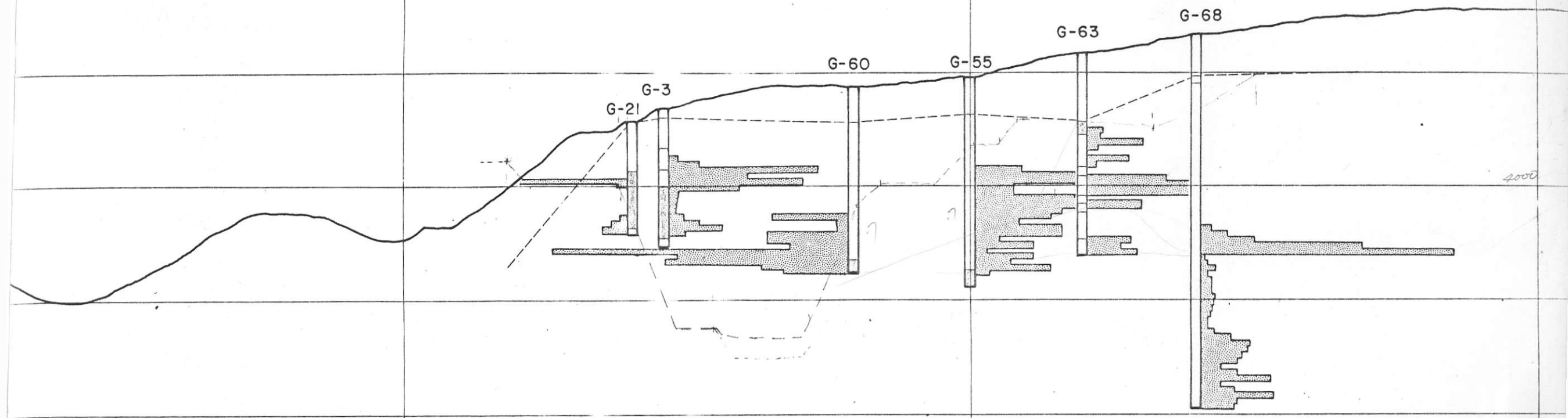
BZ
5000 E

5500 E

4200'

4000'

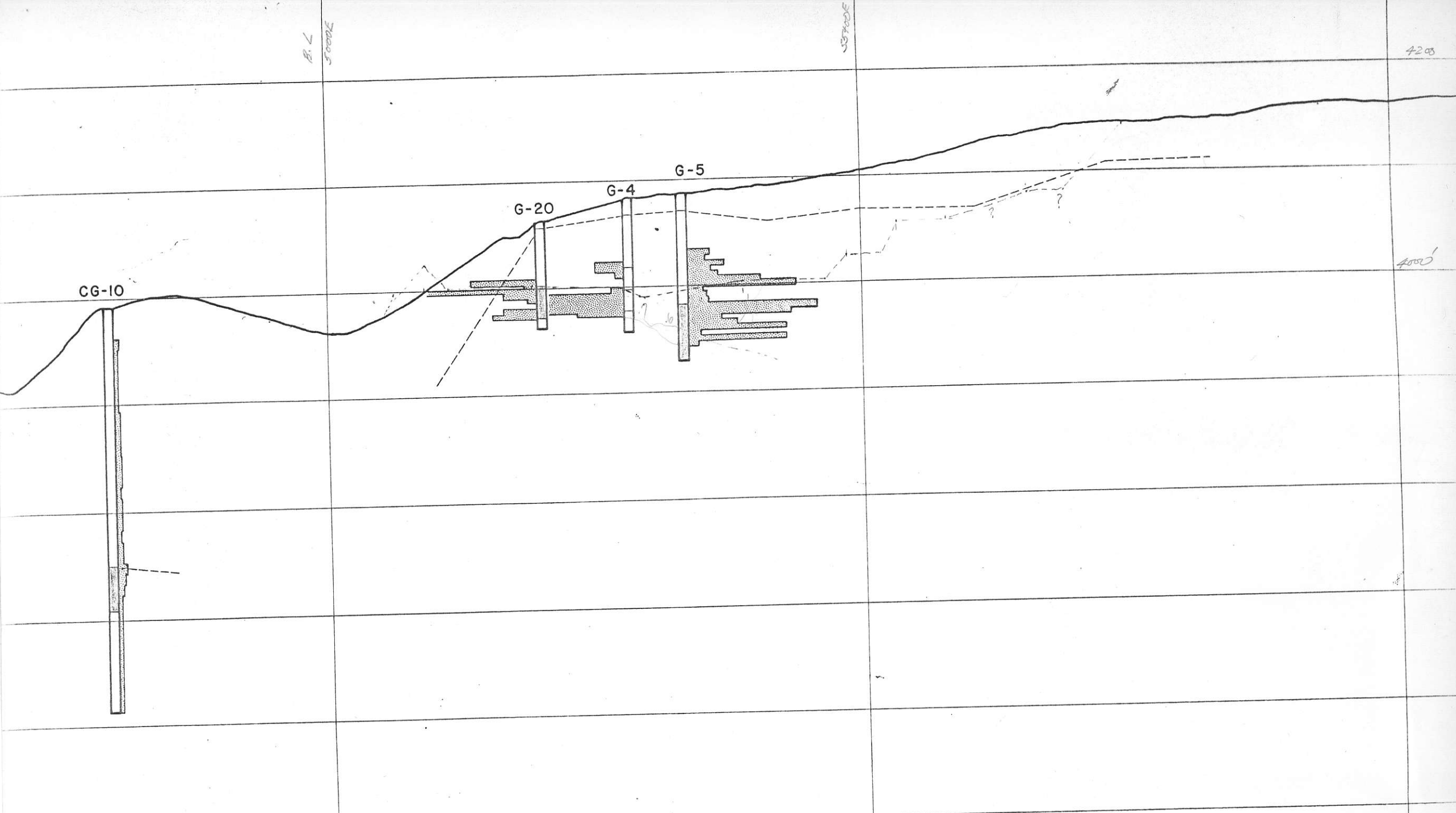
5200 N



B.L
5000L

53700E

4208



CG-10

G-20

G-4

G-5

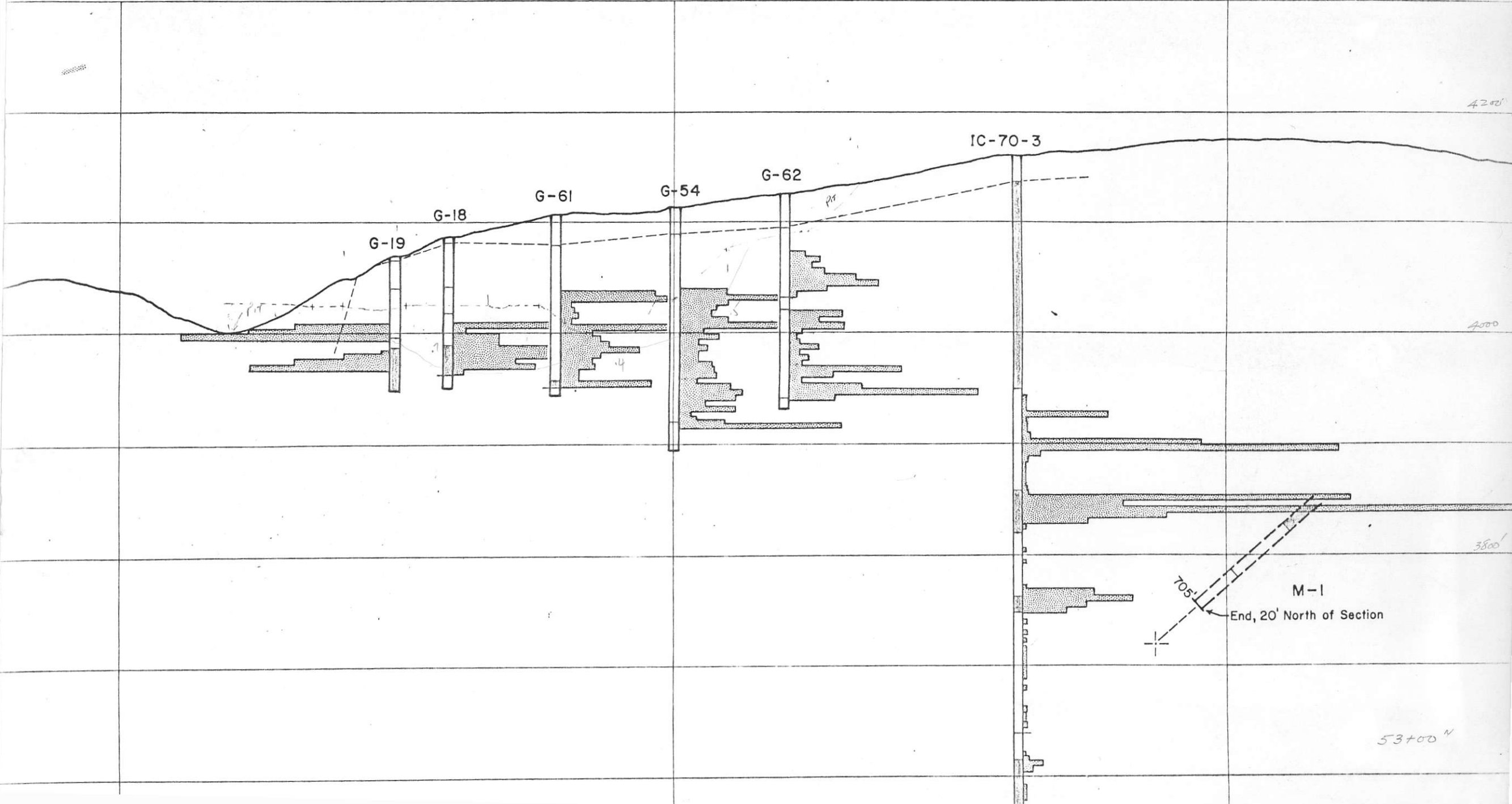
4000'

52+30 N

E
5000
BASELINE

E
5500

E
6000



4200'

IC-70-3

G-19

G-18

G-61

G-54

G-62

4000

3800

705'

M-1

End, 20' North of Section

5300'