







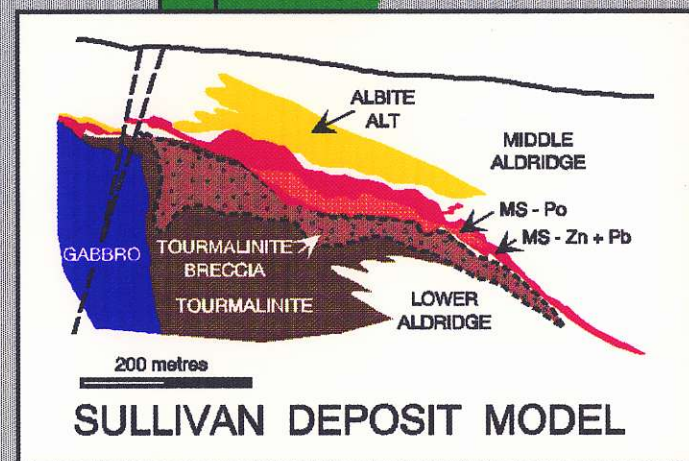


- |   |                           |   |                      |
|---|---------------------------|---|----------------------|
|  | MIDDLE ALDRIDGE           |  | TOURMALINITE BRECCIA |
|  | MASSIVE SULPHIDES Zn + Pb |  | ALBITE ALTERATION    |
|  | MASSIVE SULPHIDES Po      |  | CRESTON FORMATION    |
|  | TOURMALINITE              |  | GABBRO               |

**GOATFELL PROPERTY  
GEOLOGICAL MODEL - SECTION A - A'**



**SULLIVAN DEPOSIT MODEL**



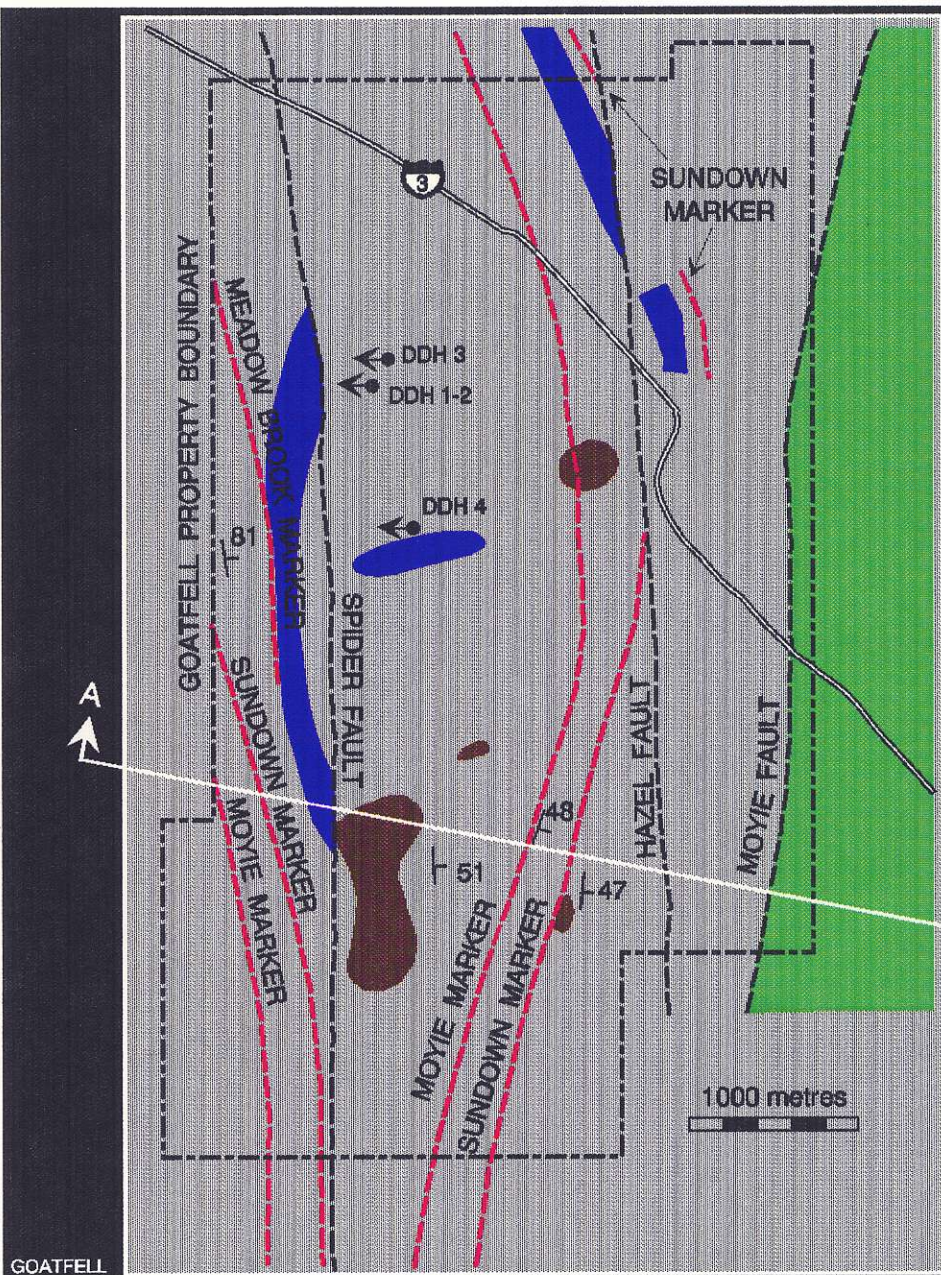
SULLIVAN  
( 65 km )



LEGEND

- MIDDLE ALDRIDGE
- TOURMALINITE
- GABBRO DYKES
- CRESTON FORMATION

GOATFELL PROPERTY  
GEOLOGY



GOATFELL