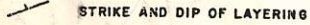

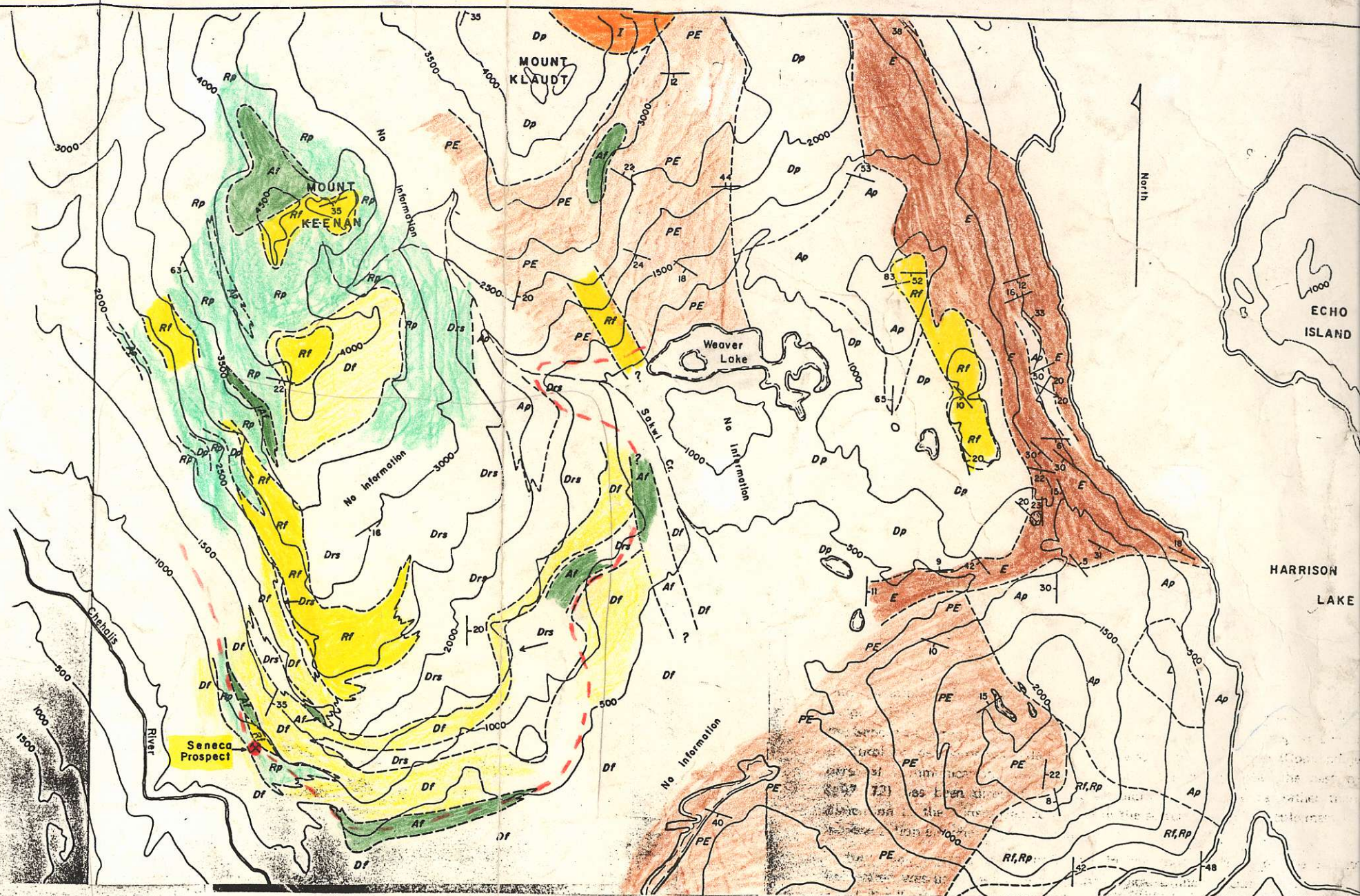



Figure 6
GEOLOGICAL MAP
SOUTHWESTERN SIDE
OF
HARRISON LAKE

LEGEND

- Rf, Df, Af** RHYOLITE, DACITE, AND ANDESITE (BASALTIC-ANDESITE) FLOW ROCKS, MAY INCLUDE FINE-GRAINED INTRUSIVE ROCKS
- Drs** DACITE: DEEP WEATHERING GREENISH-GREY AND BROWN MOTTLED FELDSPAR PORPHYRY CONTAINING FRAGMENTS OF VARIABLE DIMENSIONS IN SOME AREAS
- Rp, L, Ap** RHYOLITE, DACITE, AND ANDESITE (BASALTIC-ANDESITE) PYROCLASTIC ROCKS
- PE** INTERCALATED VOLCANICLASTIC AND EPICLASTIC ROCKS WITH SUBORDINATE ANDESITE FLOWS; ? PROBABLE LAHAR
- E** EPICLASTIC ROCKS: CONGLOMERATE, SANDSTONE, AND ARGILLITE WITH SOME ARGILLACEOUS LIMESTONE AND CHERT
- I** COARSE-GRAINED INTRUSIVE: MAINLY GRANODIORITE
-  STRIKE AND DIP OF LAYERING
-  GEOLOGIC CONTACT (INTERPRETED)

CONTOUR INTERVAL 500 FEET



820860