

LINE AB-I.

+10

+10

A

A+9

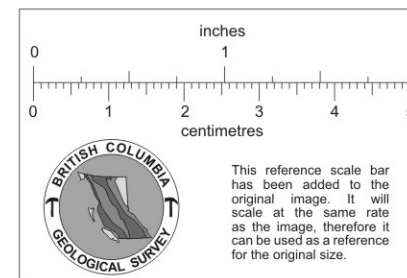
B

-10

-10

1" = 10' 1" = 100'

1" = 10' 1" = 100'

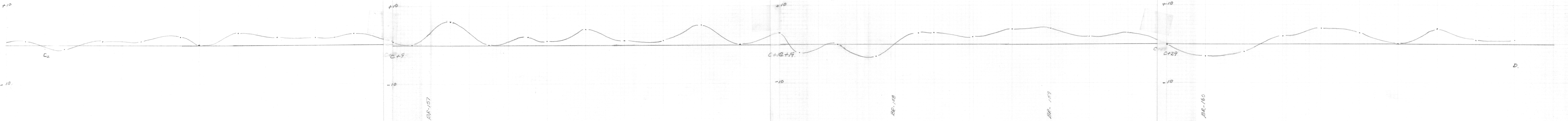


LINE C₂D₂ - I

LINE C₂D₂ - II

LINE C₂D₂ - III

LINE C₂D₂ - IV



1" = 100'

1" = 10°

1" = 100'

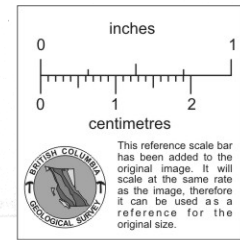
1" = 10°

1" = 100'

1" = 10°

1" = 10°

1" = 100'



LINE CD - I

LINE CD - II

LINE CD - III

LINE CD - IV

LINE CD - V

10

10

10

10

10

BR-149

C+39

C+39

C+39

C+39

C+46

-10

-10

-10

-10

BR-150

BR-151

1" = 10' 1" = 100'

BR-152

BR-153


BR-154

BR-155

BR-156

1" = 10' 1" = 100'

1" = 10' 1" = 100'



LINE EF - I

EF - II

EF - III

EF - IV

EF - V

EF - VI

+10

+10

+10

+10

+10

+10

-10

-10

-10

-10

-10

-10

SNOW, ICE,
TALUS,
LARGE CREEK.

1" = 10'
1" = 100'

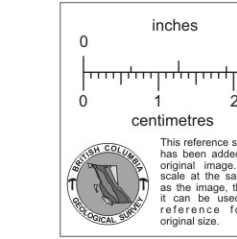
1" = 10'
1" = 100'

1" = 10'
1" = 100'

1" = 10'
1" = 100'

1" = 10'
1" = 100'

1" = 10'
1" = 100'



BR 161