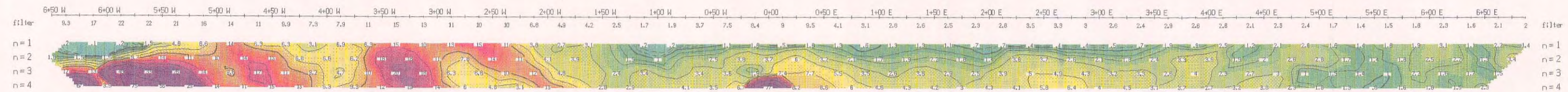
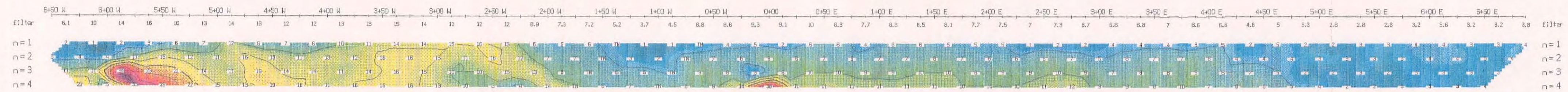
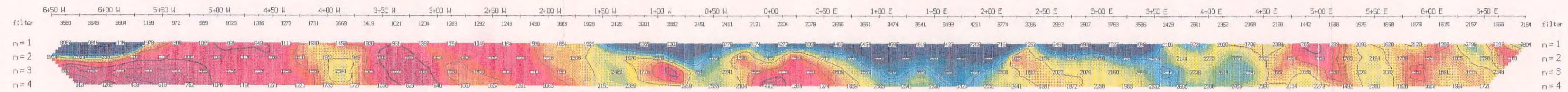
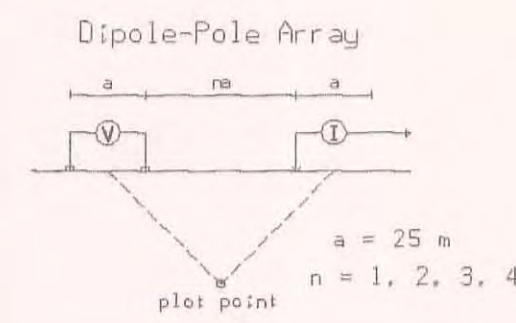


TALUS ← → CREEK ↓ → TALUS ← →



Line -1325 S



Filtered Profiles

Resistivity ——— filter *
Polarization ——— **
Metal Factor - - - - - ***

Logarithmic Contours 1, 1.5, 2, 3, 5, 7.5, 10, ...

Instrument: EDA IP2 rx, HUNTEC 2.5kw tx
Frequency: .125 Hz
Operator: G.M., I.F.

INTERPRETATION

Well defined, strong increase in polarization with or without marked decrease in resistivity.
Fairly well defined moderate increase in polarization.
Poorly defined polarization increase.
Resistivity feature.

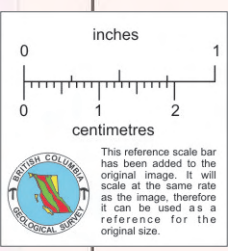
CURRAGH RESOURCES CORP.

INDUCED POLARIZATION SURVEY

CATFISH PROJECT
LIARD M.D., B.C.

Date: 89/10/26 N.T.S.: 104M/15
Interpretation by:
Scale: 1 : 2500

PETER E. WALCOTT & ASSOC. LTD.



810190