
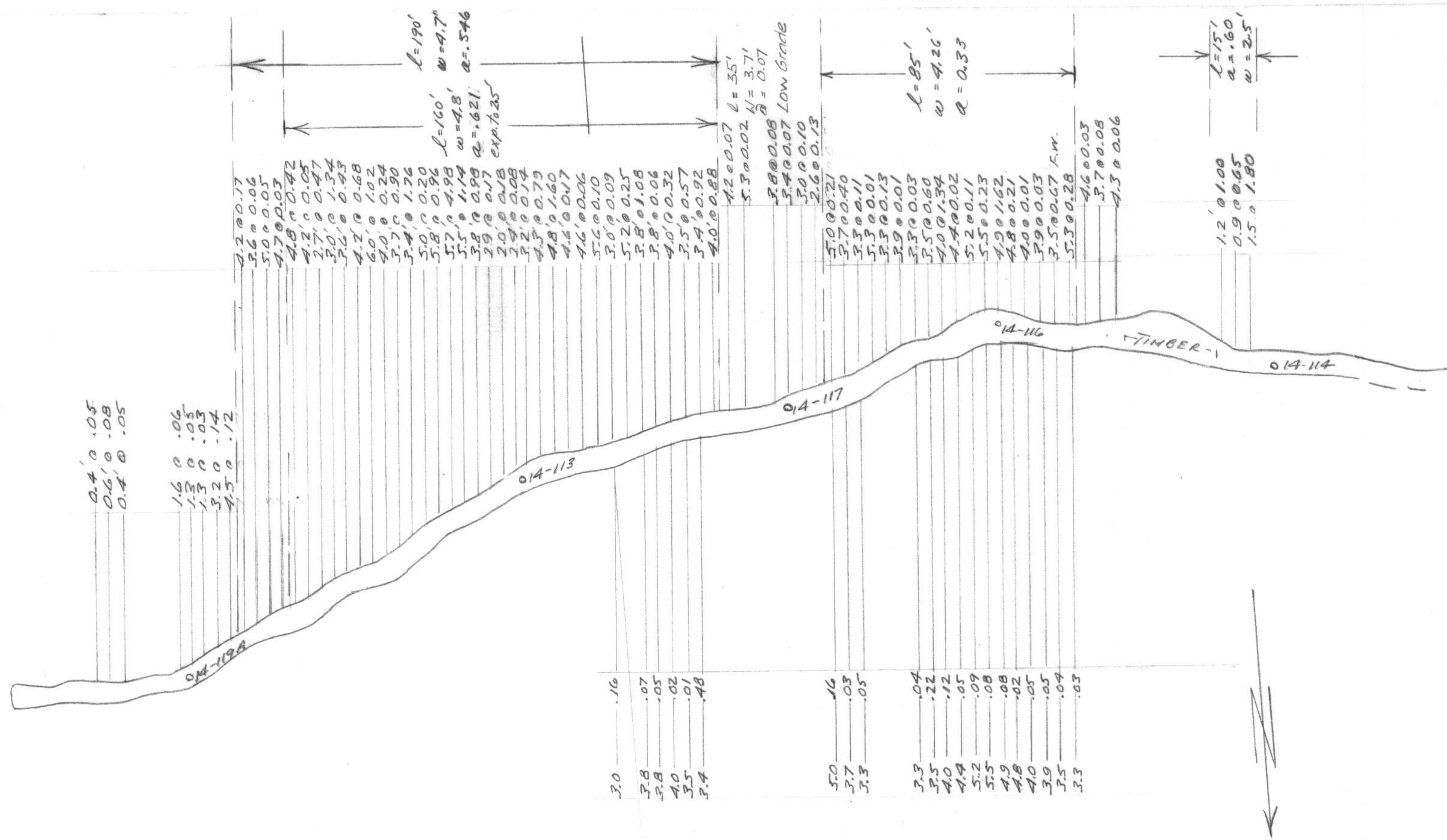


801682
 Bralorne






Total Strike Length 342' @ 0.334 over 4.22 ft.

$600 \times 200'$
 $120,000$
 $\frac{120,000}{4}$
 $30,000$
 $12 \times 40,000$
 $480,000$

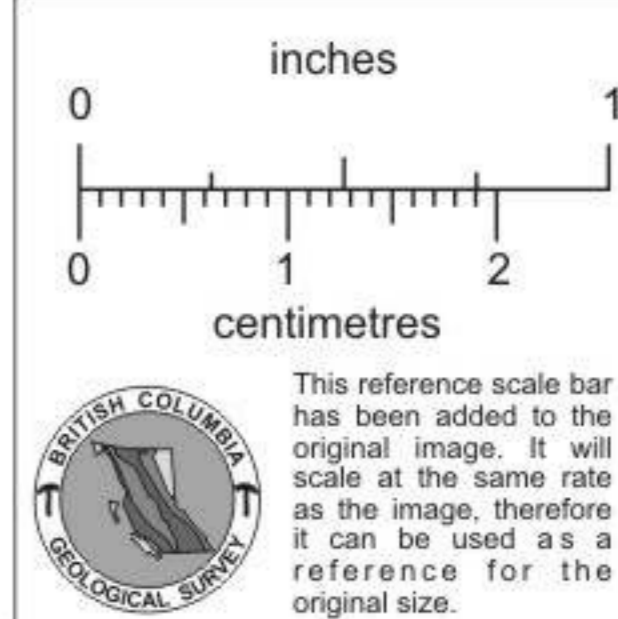
11000 E

6500 N



BRALORNE
 ASSAY PLAN
 1451 DRIFT EAST
 1" = 40'

TOTAL STRIKE-LENGTH = 225' x 5.8' @ 0.28 oz/ton



BRALORNE
 ASSAY PLAN
 1551 DRIFT EAST
 1" = 40'

220' x 5.8' @ 0.28
 45' x 3.1' @ 0.60

30' x 4.4' @ 0.105

80' x 7.4' @ 0.32

30' x 6.4' @ 0.20 oz/ton
 5' x 6.6' @ 0.035 "
 25' x 6.0' @ 0.210 "
 5' x 7.8' @ 0.025 "

L = 30', A = .20, W = 6.4'
 L = 80', A = .32, W = 7.4'
 L = 25', A = .21, W = 6.0'
 L = 70', A = .38, W = 4.4', Exp. to 2.5'

L = 45', A = .60, W = 3.1', Exp. to 2.5'
 L = 30', A = .44, W = 4.4', Exp. to 2.5'

1.6	.02	3.0	.22	L = 30'
3.3	.10	3.5	.04	A = .20
4.6	.23	3.4	.06	W = 6.4'
3.0	.11	2.9	.05	
3.5	.03	3.5	.01	
3.6	.23	3.0	.06	
2.9	.23	3.0	.01	
3.5	.61	3.3	.06	
3.0	.90	3.3	.01	
3.3	.01	3.2	.15	
3.2	.06	5.0	.37	
2.8	.01	2.8	.45	
3.1	.10	3.1	.27	
3.4	.24	3.4	.02	
3.9	.03	3.9	.50	
4.2	.42	4.2	.15	
3.7	.15	3.7	.04	
3.8	.58	3.8	.19	
3.8	.30	2.8	.02	
2.8	.47	3.0	.23	
3.0	.33	3.4	.15	
2.9	.32	3.1	.01	
3.4	.55	3.4	.21	
3.1	.38	3.4	.12	
3.4	.80	4.5	.10	
4.5	.51	4.1	.22	
4.1	.83	4.0	.60	
4.0	.39	4.3	.36	
4.0	.63	4.3	.08	
4.3	.46	4.9	.06	
4.9	.20	5.0	.15	
5.0	.07	5.0	.15	
5.0	.07	4.6	.05	
5.0	.07	4.0	.11	
5.0	.07	3.2	.128	
5.0	.07	1.9	.34	
5.0	.07	4.8	.88	
5.0	.07	2.8	.78	
5.0	.07	2.5	.57	
5.0	.07	2.5	.72	
5.0	.07	3.6	.16	
5.0	.07	2.5	.42	

1.5	.01	3.2	.09
3.8	.02	1.3	.02
5.0	.02	2.0	.01
2.2	.01	2.0	.01
2.4	.15	1.7	.20
1.2	.18	1.0	.03
1.8	.02	1.2	.16
1.3	.05	2.0	.06
1.6	.02	2.2	.05
1.5	.05	0.9	.10
2.0	.05	2.0	.13
2.9	.12	2.0	.10
2.8	.12	2.2	.06
2.8	.15	2.8	.05
2.0	.09	0.9	.10
1.8	.04	2.0	.13


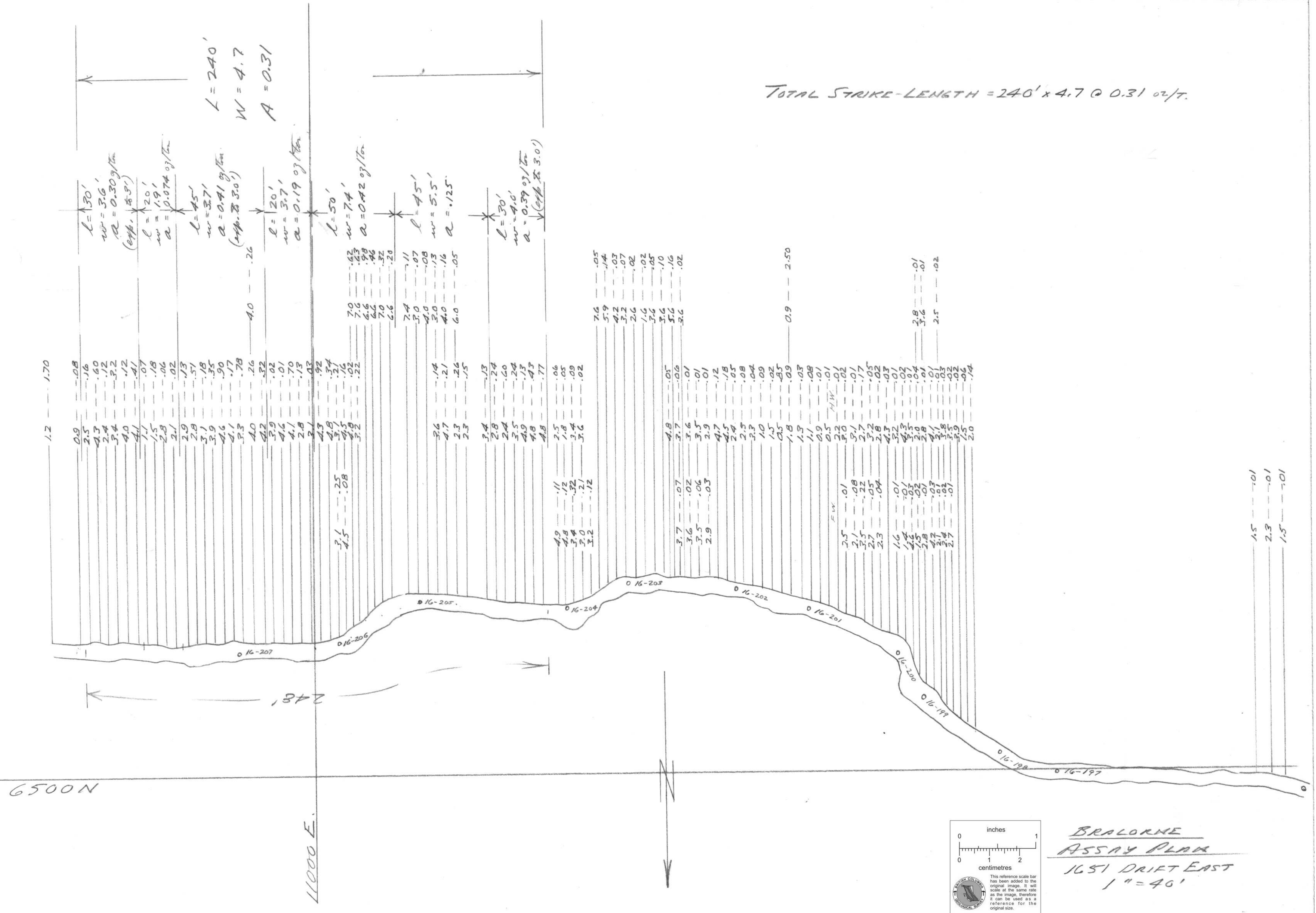
4.0	.04
4.5	.04
2.3	.04
3.0	.04

5.0	.08
3.2	.15
3.3	.32
4.3	.66
2.9	.10
4.4	.26
3.5	.30
2.8	.42
2.4	.15
2.5	.29
2.2	.19
2.2	.42
1.0	.90
1.0	1.12
0.4	1.42
0.4	.39

H.W. ROCK

5.0	.19
5.0	.02
5.0	.04
5.0	.03
5.0	.02
5.0	.30
5.0	.02
5.0	.02
5.0	.01
5.0	.05
5.0	.02
5.0	.20
5.0	.20
5.0	.06
5.0	.09
5.0	.34
5.0	.74
5.0	.06
5.0	.09
5.0	.32

TOTAL STRIKE-LENGTH = 240' x 4.7 @ 0.31 oz/T.



BRALORNE
ASSAY PLAN
 1651 DRIFT EAST
 1" = 40'

1.5 --- .01
 2.3 --- .01
 1.5 --- .01