
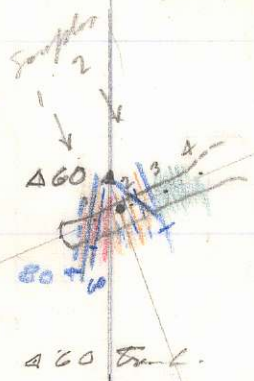




520 E P'
567 W -


2 Tr. d.



61a ✓



61(c) cont'd



61(c) ✓

61(c) Tr.

61(e)

This one noted (see map 1937) as showing tendency to replacement.



Bureau Snowshoe; 1" = 50'
Sept 6/66. M+R.A.