




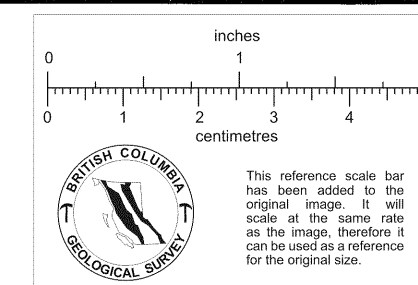


LEGEND

-  PROFILE AS OF OCTOBER 1984
-  PROPOSED 1985 PROFILE
-  CHANNEL BLOCK
-  BEDROCK
-  SNAKE CREEK CHANNEL BLOCK



NOTE: SURVEYED BY TRANSIT AND STADIA
AND McELHANNEY SURVEYS LTD.

GENIE RESOURCES LTD.
DRAIN LEASE-DLE ZONE
OTTER CREEK, SURPRISE LAKE AREA
ATLIN M.D., B.C.

**CROSS - SECTIONS
(LOOKING NORTHWEST)**

FEET 0 50 100 150 200 FEET
M. D. KIERENS, P. ENG. FEB. 1985