



680892

LARA PROJECT  
92B/13

These are unedited, uncorrected plots of 28100w.

The anomaly appears to have smoothed out on the plots.

There is a significant change in the location of maxima for the horizontal component from channel 4,5 to 6,7.

Similarly the vertical field cross over occurs rapidly between channels 4 and 7. Hopefully the data from 1-30000w will be more enlightening.

There is a coincident vertical field cross over and horizontal peak between 275 and 300w but this may be a product of the half space response.

With.

N+P  
E+  
S-  
-  
2

```

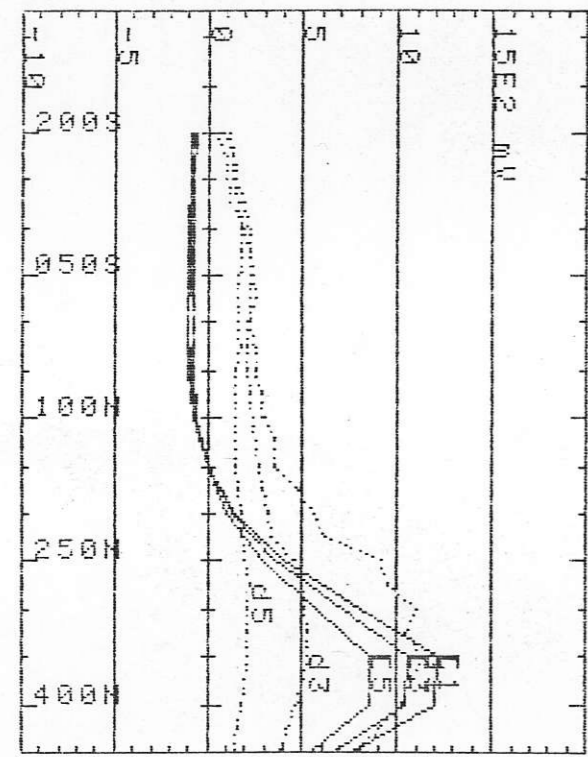
<<<<< Plate # 1 <<<<<
Strike      20
DIP         70
PLUnse     0
LENath     1000
DEPth      500
POSITION   350 -3000 -50
CONduct#thick 5
  
```

```

Tx-P1 M(μH)      τ(ms)
-158.67          .37603
  
```

```

Model E
Plate # 1 #1/
3000W X cpt. Gain, TXC= 6 -24
  
```



```

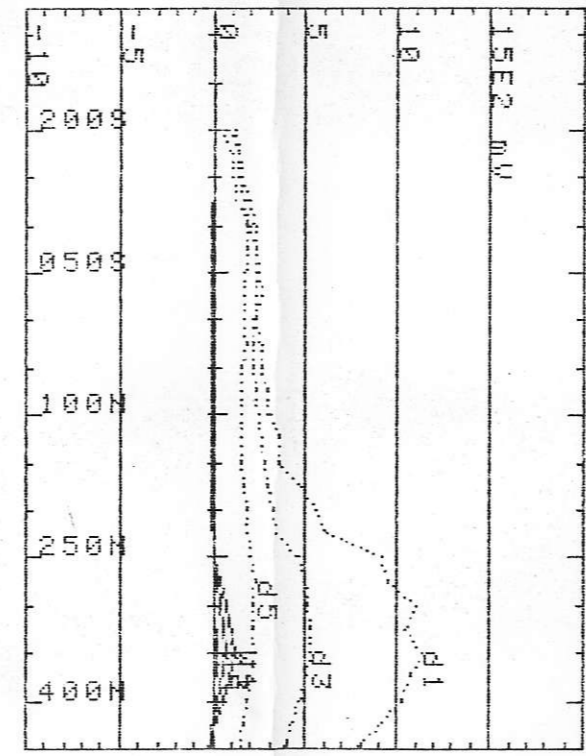
<<<<< Plate # 1 <<<<<
Strike      20
DIP         70
PLUnse     0
LENath     200
DEPth      100
POSITION   350 -3000 -75
CONduct#thick 5
  
```

```

Tx-P1 M(μH)      τ(ms)
-10.179          .075205
  
```

```

Model W
Plate # 1 #1/
3000W X cpt. Gain, TXC= 6 -24
  
```



```

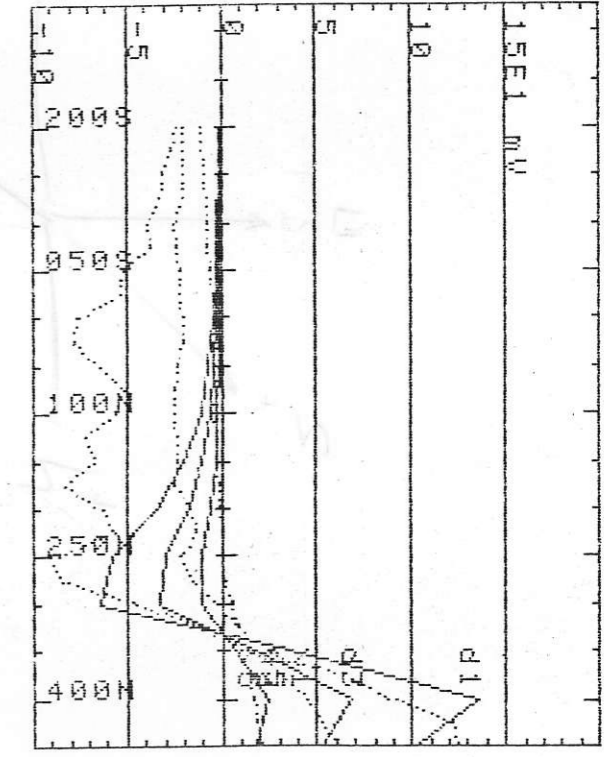
<<<<< Plate # 1 <<<<<
Strike      20
DIP         70
PLUnse     0
LENath     200
DEPth      100
POSITION   350 -3000 -75
CONduct#thick 5
  
```

```

Tx-P1 M(μH)      τ(ms)
-10.179          .075205
  
```


```

Model \
Plate # 1 #1/
3000W Z cpt. Gain, TXC= 6 24
  
```



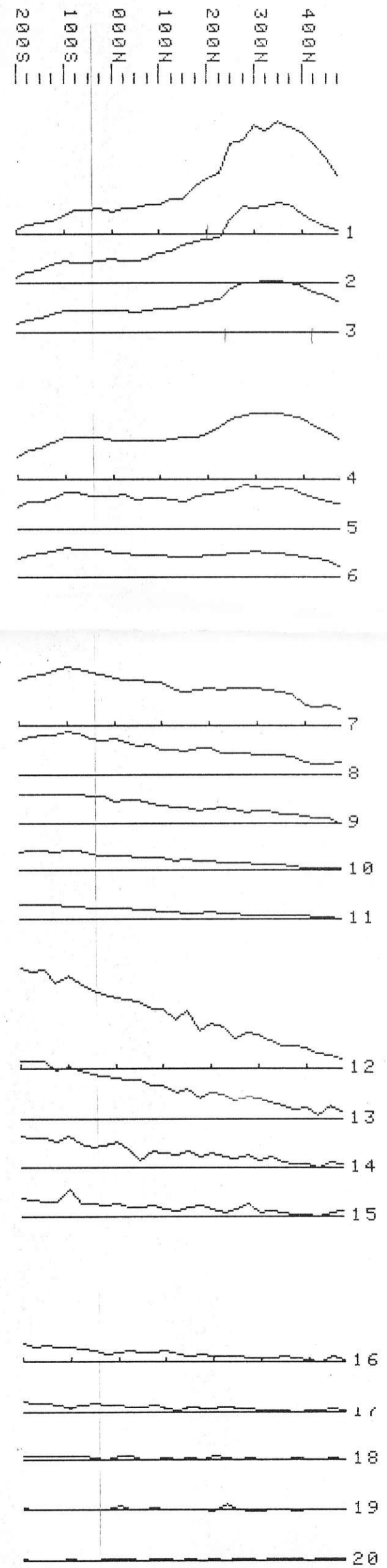
Data file L30WZR  
 LINE 30W 2 Component  
 dBZ/dT (nV/Am<sup>2</sup>); TOFF corrected

Channels	Scale
1 to 3	500.00
4 to 5	250.00
6 to 9	50.00
10 to 12	10.00
13 to 20	5.00



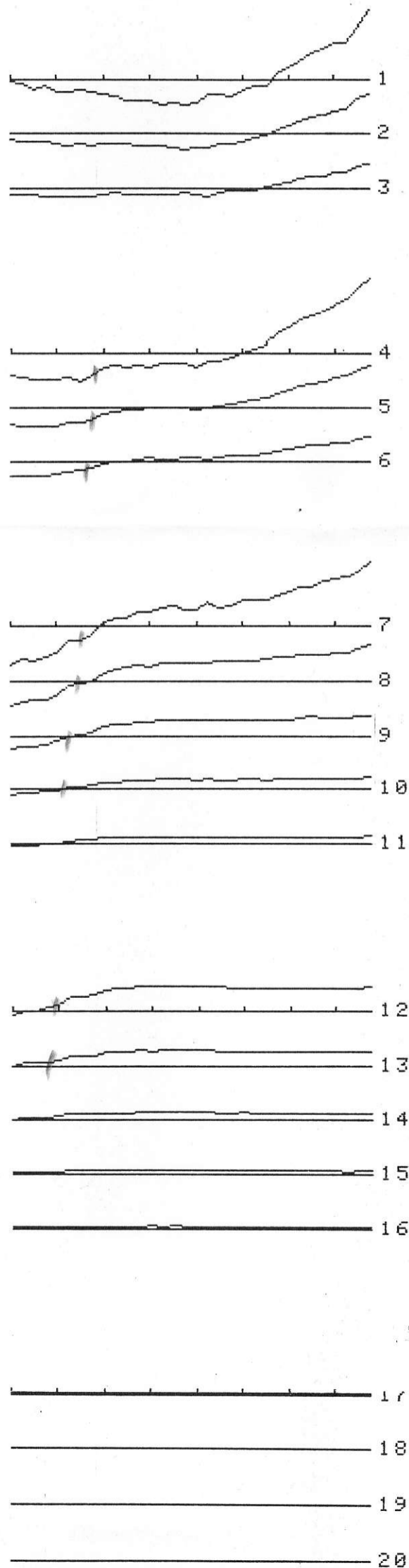

Data file L30WXR  
 LINE 30W X Component  
 ΔBX/Δt mV at gain # 6

Channels	Scale
1 to 3	500.00
4 to 6	250.00
7 to 11	100.00
12 to 15	10.00
16 to 20	5.00



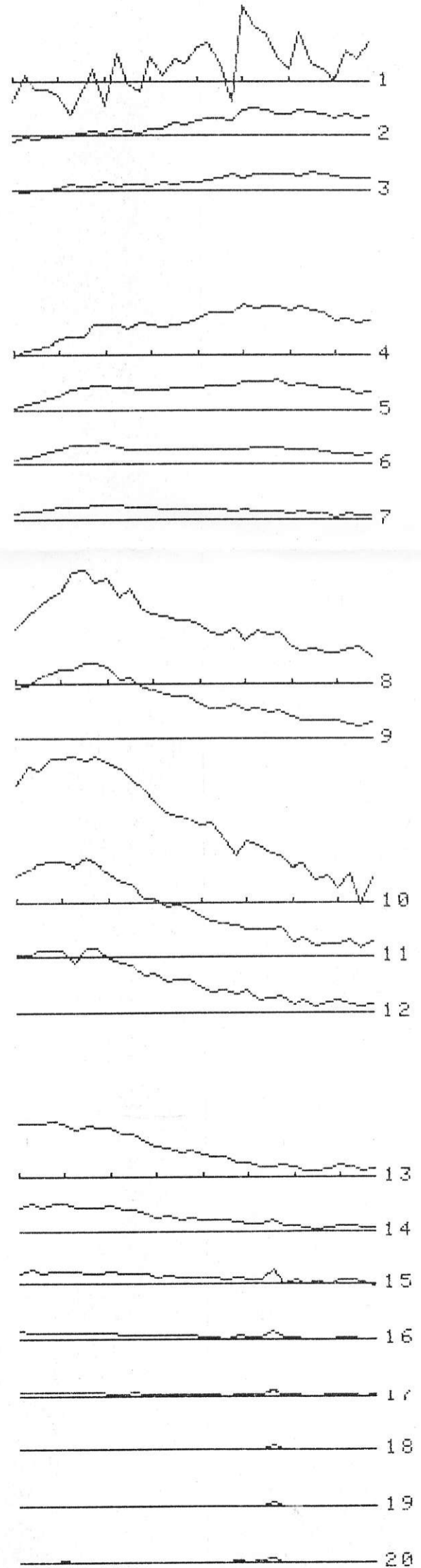

Data file L32WZR  
 LINE 32W 2 Component  
 dBZ/dT (nV/Am<sup>2</sup>); TOFF corrected

Channels	Scale
1 to 3	500.00
4 to 6	100.00
7 to 11	25.00
12 to 16	5.00
17 to 20	3.00



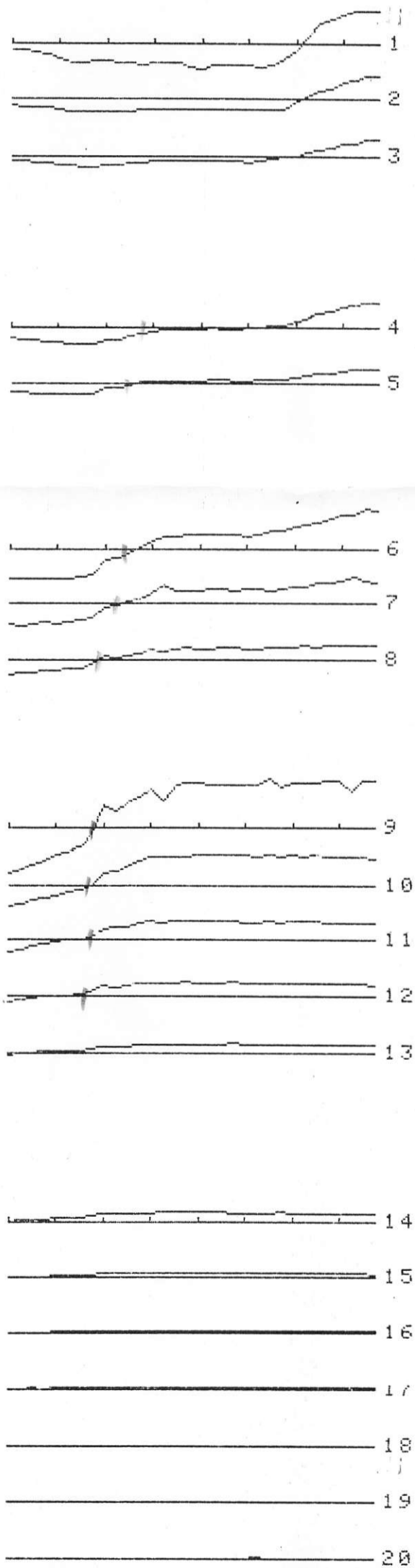

Data file L32WXR  
 LINE 32W X Component  
 dBZ/dT (nV/Am<sup>2</sup>); TOFF corrected

Channels	Scale
1 to 3	500.00
4 to 7	100.00
8 to 9	10.00
10 to 12	3.00
13 to 20	2.00



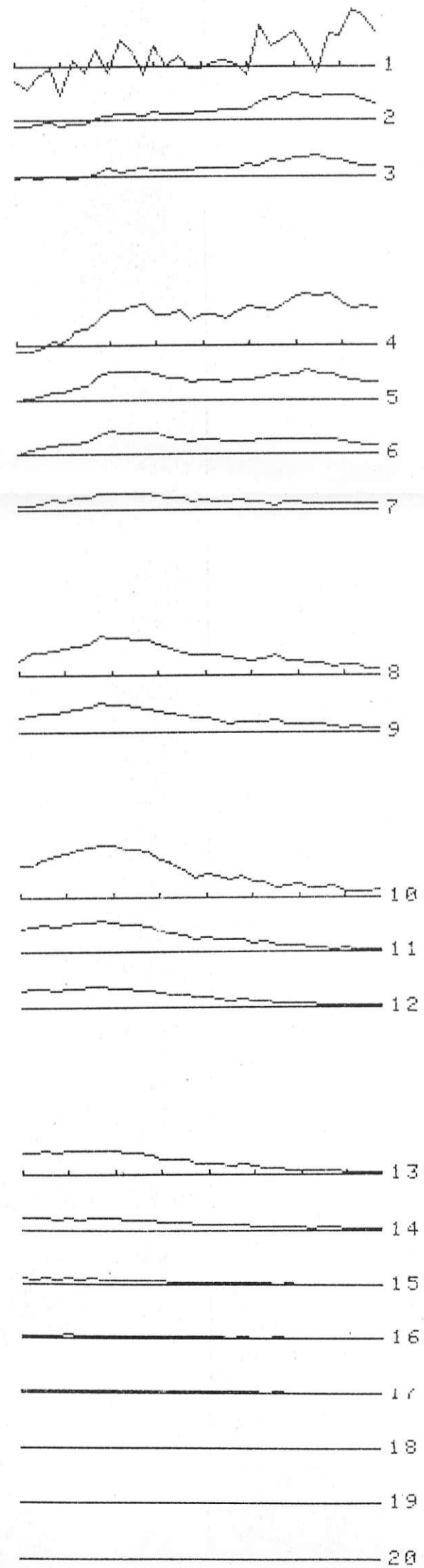

Data file L34W2R  
 LINE 34W 2 Component  
 dBZ/dT (nV/Am<sup>2</sup>); TOFF corrected

Channels	Scale
1 to 3	500.00
4 to 5	200.00
6 to 8	50.00
9 to 13	10.00
14 to 20	5.00



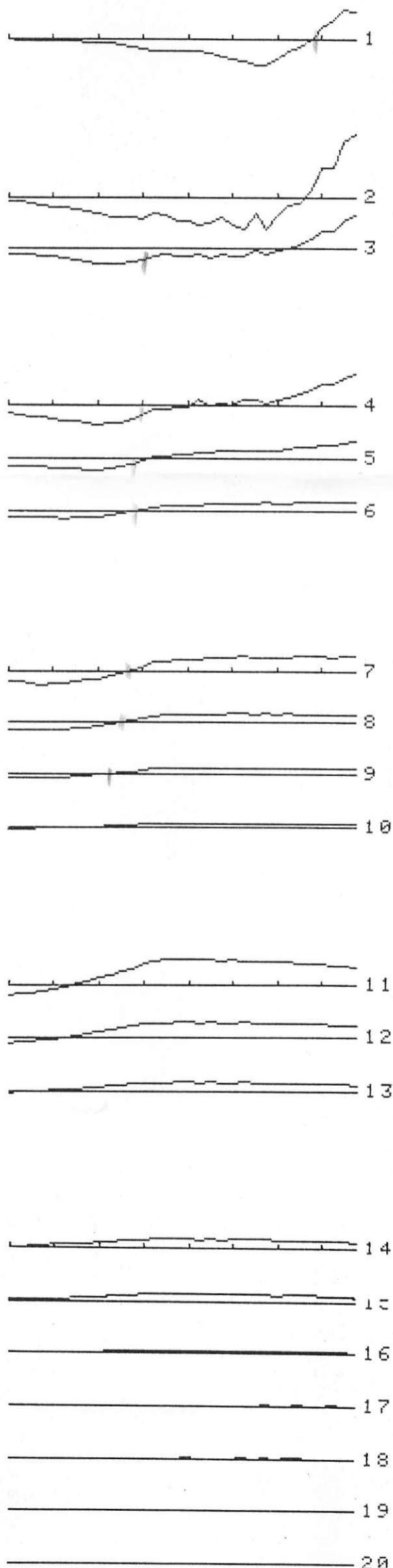
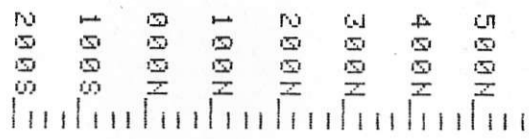
Data file L34WXR  
 LINE 34W X Component  
 dBX/dT (nV/Am<sup>2</sup>); TOFF corrected

Channels	Scale
1 to 3	500.00
4 to 7	100.00
8 to 9	30.00
10 to 12	10.00
13 to 20	5.00



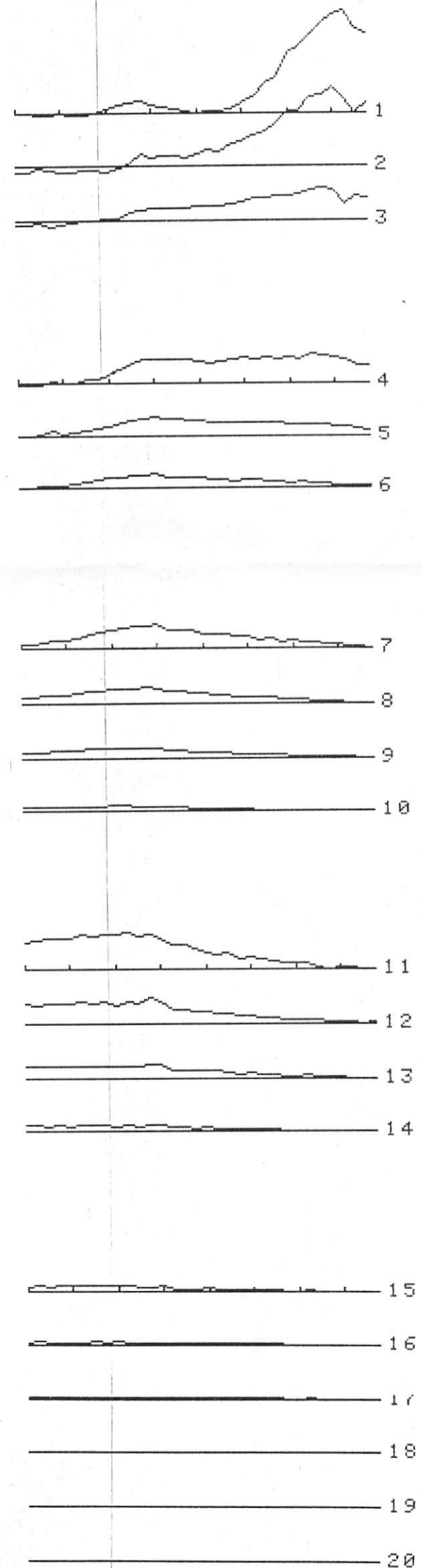
Data file L36WZR  
 LINE 36W 2 Component  
 dBZ/dT (nV/Am<sup>2</sup>); TOFF corrected

Channels	Scale
1 to 1	2000.00
2 to 3	500.00
4 to 6	250.00
7 to 10	100.00
11 to 13	10.00
14 to 20	5.00



Data file L36WXR  
 LINE 36W X Component  
 dBX/dT (nV/Am<sup>2</sup>); TOFF corrected

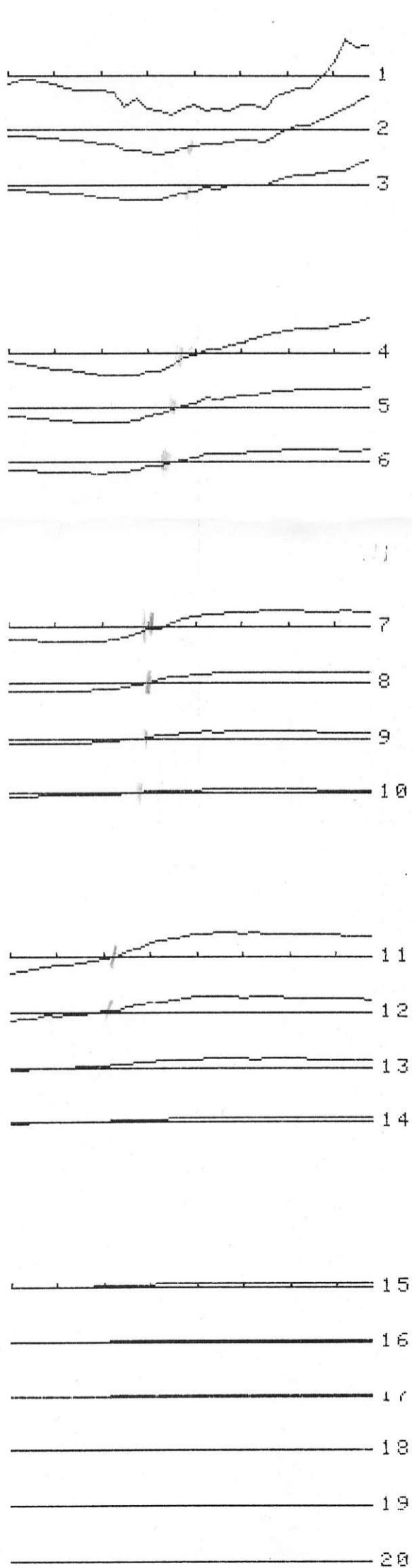
Channels	Scale
1 to 3	500.00
4 to 6	250.00
7 to 10	100.00
11 to 14	10.00
15 to 20	5.00



Data file L36WZD  
 LINE 38W Z Component  
 dBZ/dT (nV/Am<sup>2</sup>); TOFF corrected

Channels	Scale
1 to 3	500.00
4 to 6	200.00
7 to 10	100.00
11 to 14	10.00
15 to 20	5.00

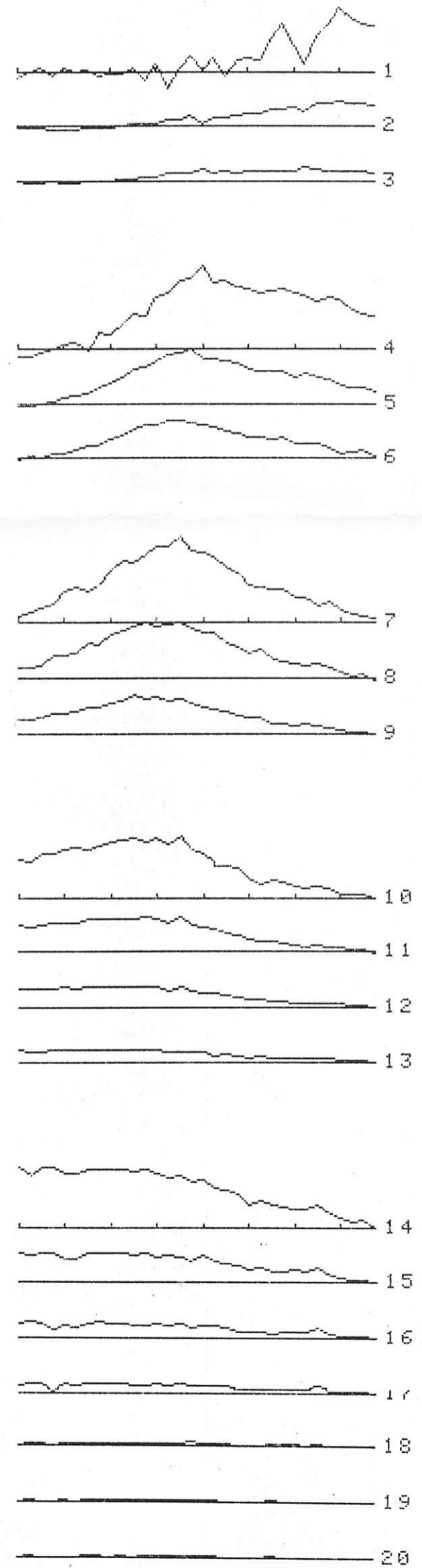
2000 S  
 1000 S  
 000N  
 100N  
 200N  
 300N  
 400N  
 500N



Data file L38WXR  
 LINE 38W X Component  
 dBX/dT (nV/Am<sup>2</sup>); TOFF corrected

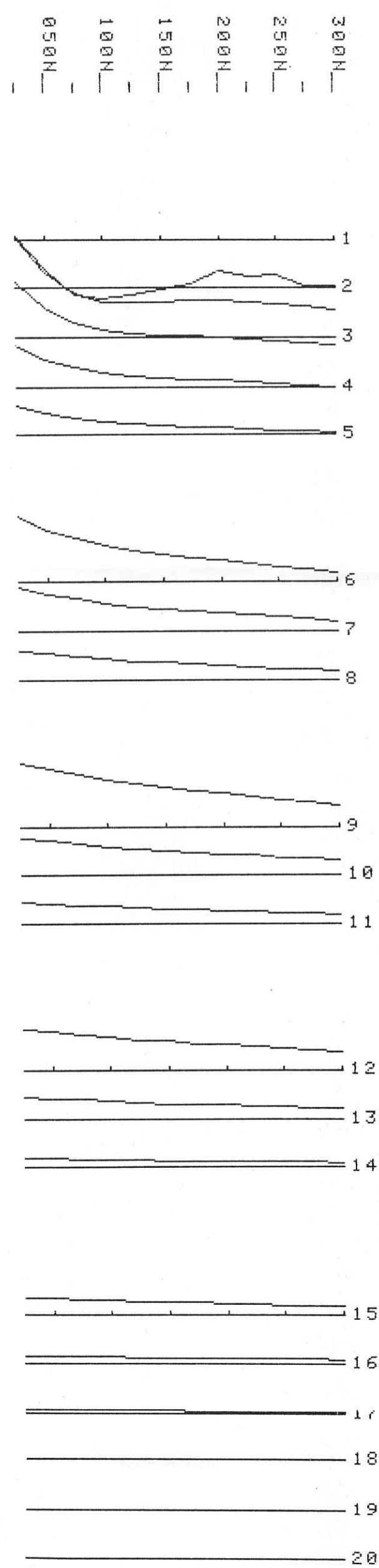
Channels	Scale
1 to 3	1000.00
4 to 6	100.00
7 to 9	30.00
10 to 13	10.00
14 to 20	1.00

2000 S  
 1000 S  
 000N  
 100N  
 200N  
 300N  
 400N  
 500N



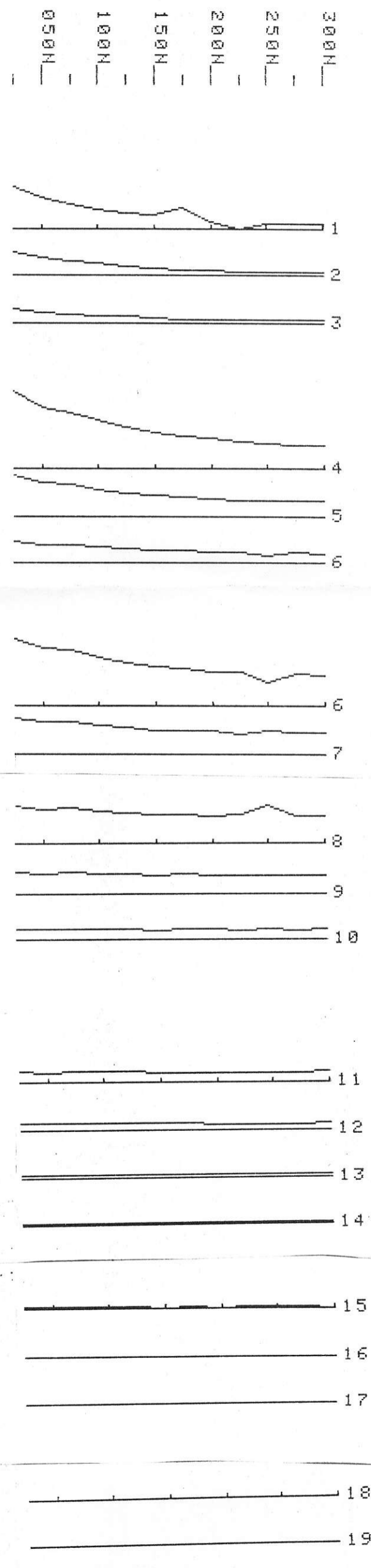
Data file 132WZD  
 LINE 32W Z Component  
 dBZ/dT (nV/Am<sup>2</sup>); TOFF corrected

Channels	Scale
1 to 5	600.00
6 to 8	200.00
9 to 11	60.00
12 to 14	20.00
15 to 20	5.00



Data file 132WXD  
 LINE 32W X Component  
 dBZ/dT (nV/Am<sup>2</sup>); TOFF corrected

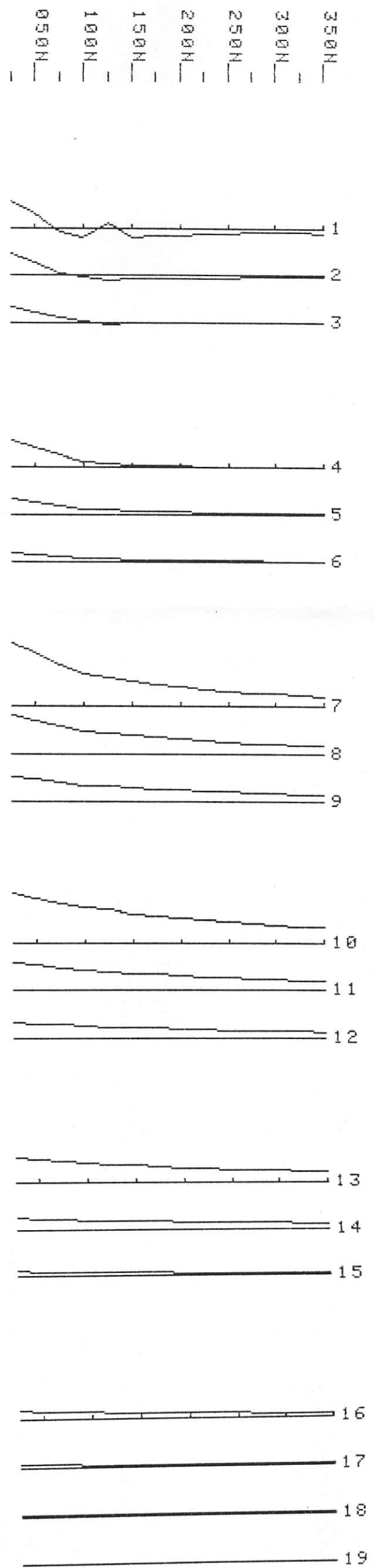
Channels	Scale
1 to 3	6000.00
4 to 6	600.00
6 to 7	200.00
8 to 10	100.00
11 to 14	60.00
15 to 17	30.00
18 to 20	10.00





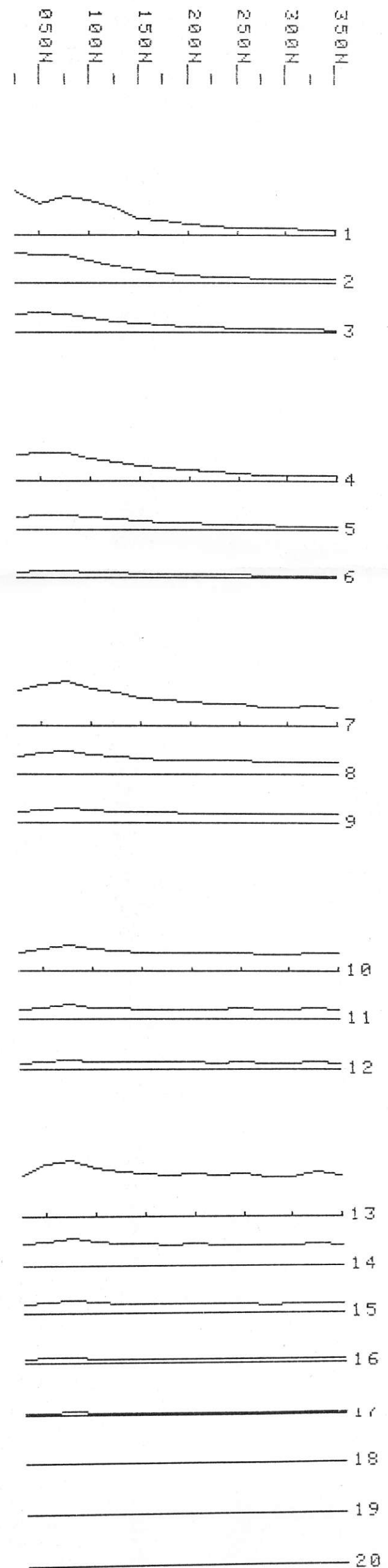
Data file 134WZD  
 LINE 34W Z Component  
 dBZ/dT (nV/Am<sup>2</sup>); TOFF corrected

Channels	Scale
1 to 3	5000.00
4 to 6	2000.00
7 to 9	200.00
10 to 12	60.00
13 to 15	20.00
16 to 20	5.00



Data file 134WXD  
 LINE 34W X Component  
 dBX/dT (nV/Am<sup>2</sup>); TOFF corrected

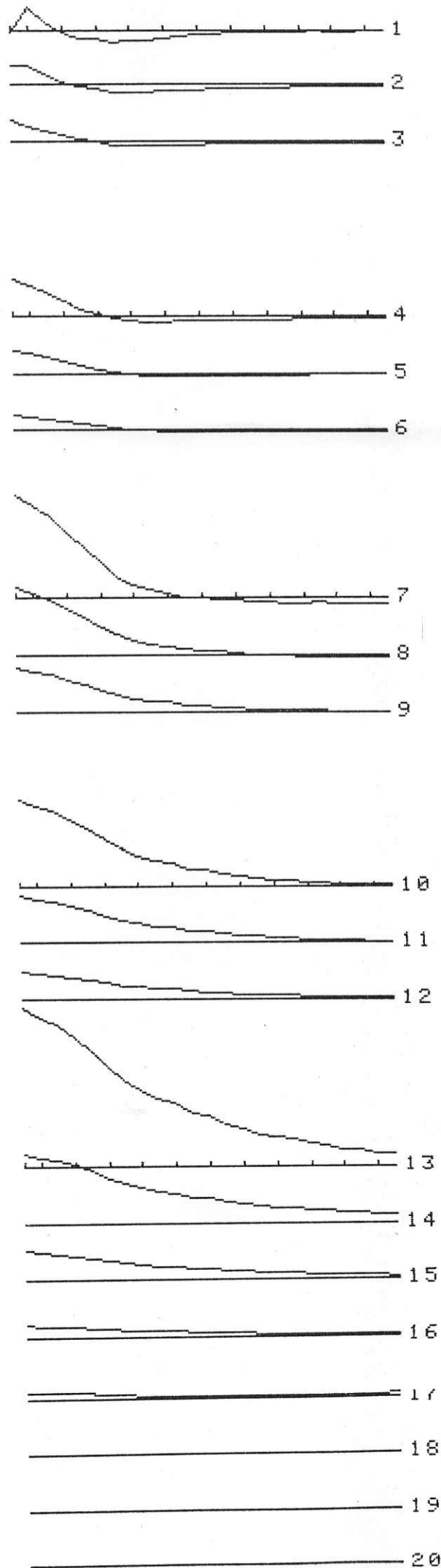
Channels	Scale
1 to 3	5000.00
4 to 6	2000.00
7 to 9	200.00
10 to 12	60.00
13 to 20	5.00



Data file 138WZD  
 LINE 38W Z Component  
 dBZ/dT (nV/Am<sup>2</sup>); TOFF corrected

Channels	Scale
1 to 3	5000.00
4 to 6	2000.00
7 to 9	200.00
10 to 12	60.00
13 to 20	5.00

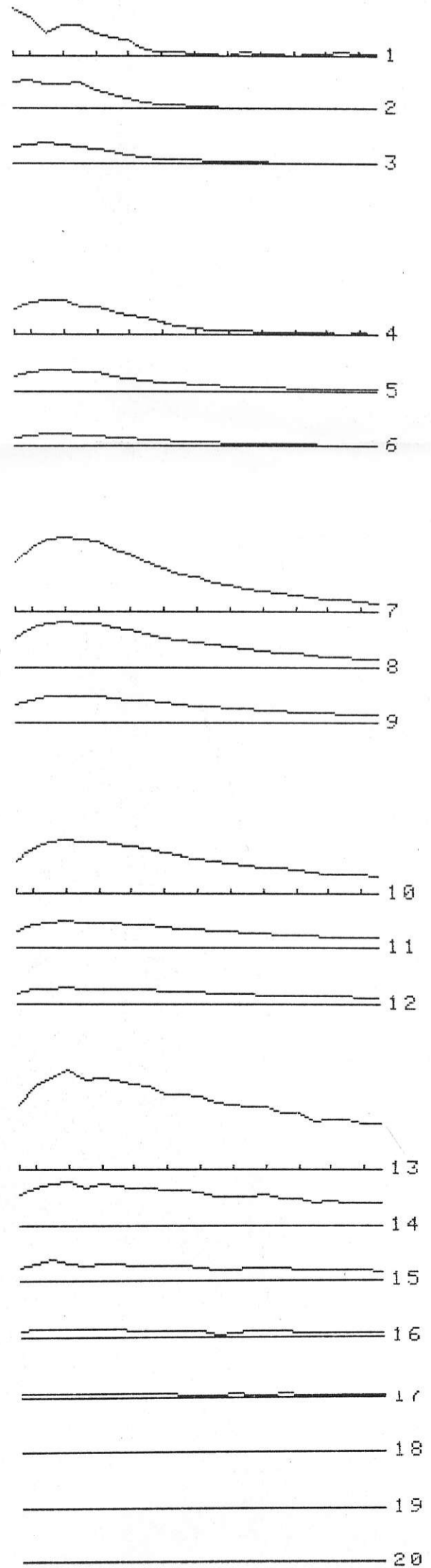
5500Z  
 5000Z  
 4500Z  
 4000Z  
 3500Z  
 3000Z  
 2500Z  
 2000Z  
 1500Z  
 1000Z  
 500Z  
 0Z



Data file 138WXD  
 LINE 38W X Component  
 dBX/dT (nV/Am<sup>2</sup>); TOFF corrected

Channels	Scale
1 to 3	5000.00
4 to 6	2000.00
7 to 9	200.00
10 to 12	60.00
13 to 20	5.00

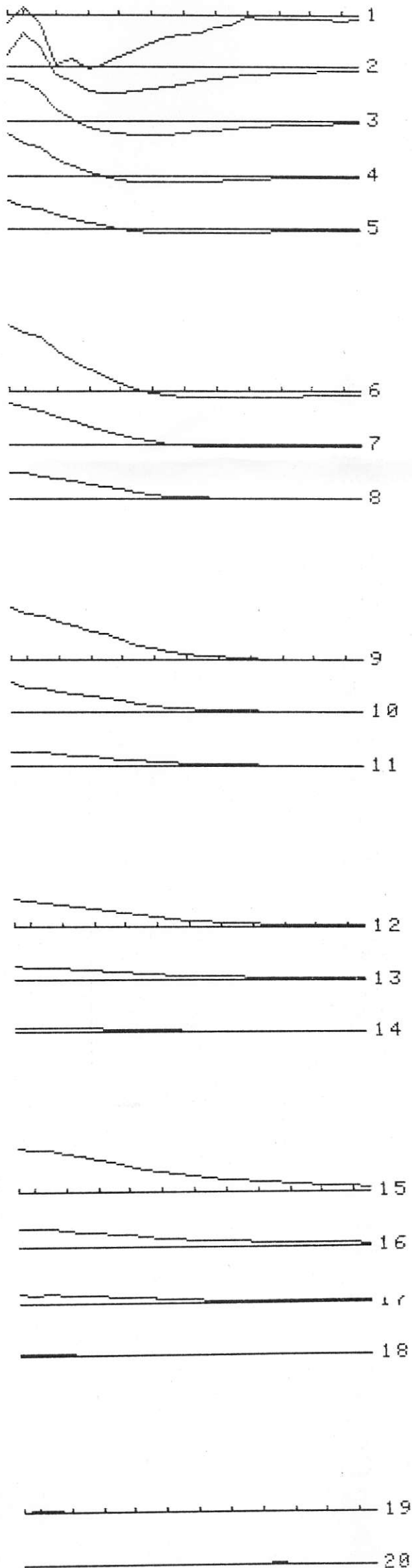
5500Z  
 5000Z  
 4500Z  
 4000Z  
 3500Z  
 3000Z  
 2500Z  
 2000Z  
 1500Z  
 1000Z  
 500Z  
 0Z



Data file 140WZD  
 LINE 40W Z Component  
 dBZ/dT (nV/Am<sup>2</sup>); TOFF corrected

Channels	Scale
1 to 5	2000.00
6 to 8	500.00
9 to 11	200.00
12 to 14	60.00
15 to 18	3.00
19 to 20	1.00

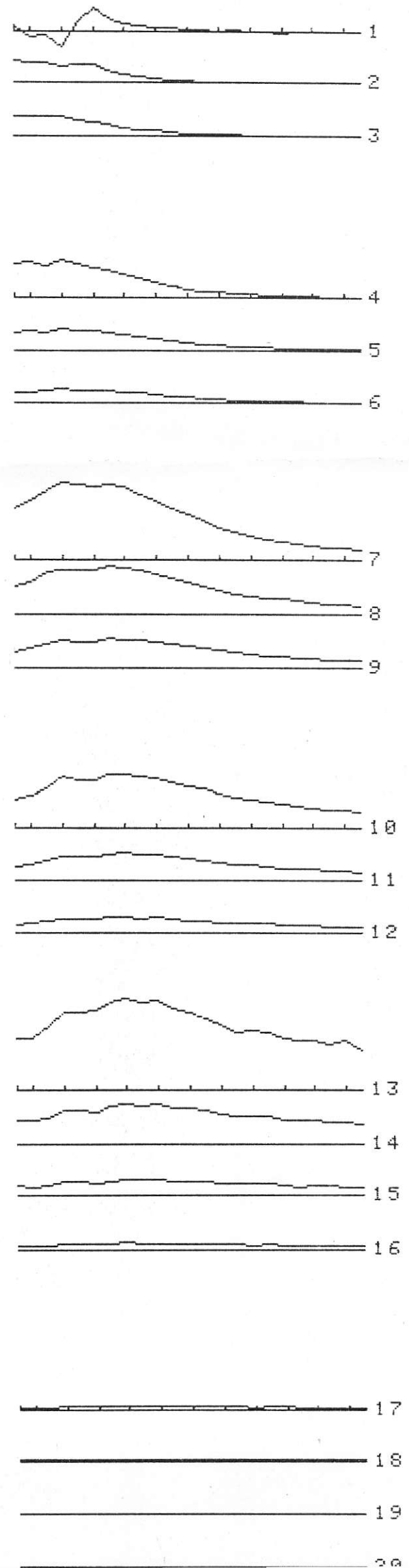
00 1 100 2 200 3 300 4 400 5 500  
 00 1 100 2 200 3 300 4 400 5 500  
 00 1 100 2 200 3 300 4 400 5 500  
 00 1 100 2 200 3 300 4 400 5 500



Data file 140WXD  
 LINE 40W X Component  
 dBX/dT (nV/Am<sup>2</sup>); TOFF corrected

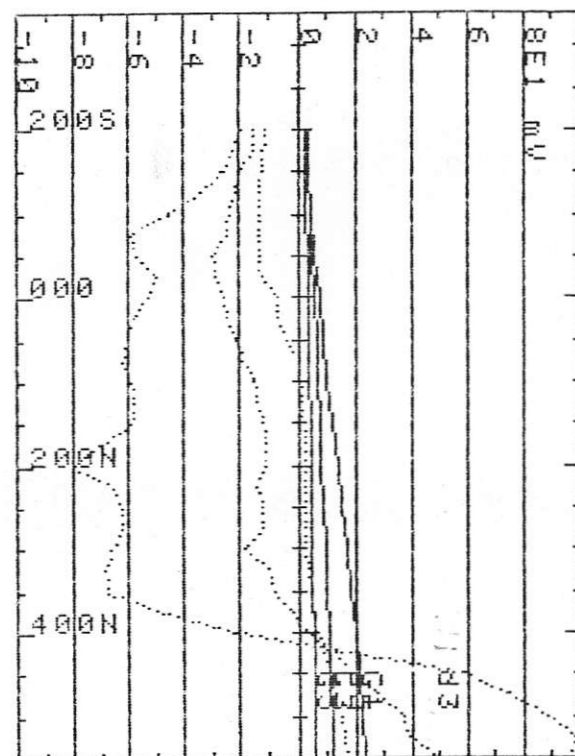
Channels	Scale
1 to 3	6000.00
4 to 6	2000.00
7 to 9	200.00
10 to 12	60.00
13 to 16	5.00
17 to 20	3.00

00 1 100 2 200 3 300 4 400 5 500  
 00 1 100 2 200 3 300 4 400 5 500  
 00 1 100 2 200 3 300 4 400 5 500  
 00 1 100 2 200 3 300 4 400 5 500



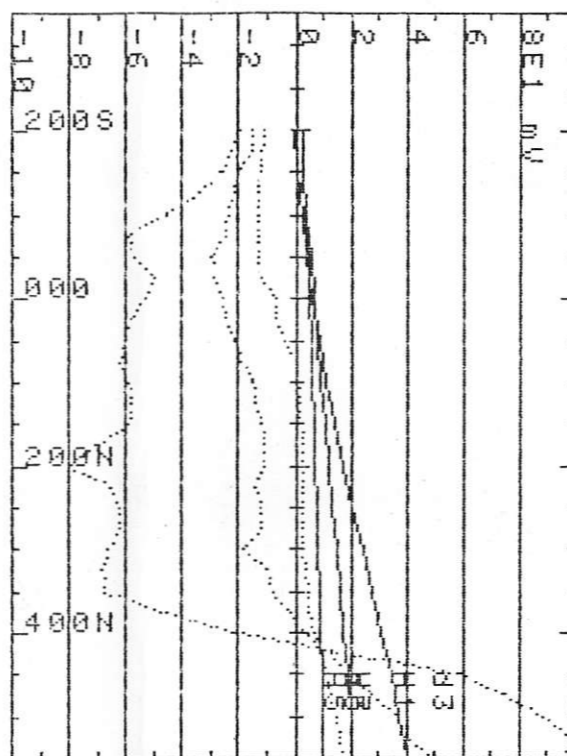
Model G  
HHS R =1500/

3400W Z cpt. Gain, TXC= 6 1



Model H  
HHS R =1000/

3400W Z cpt. Gain, TXC= 6 1



Model I  
HHS R =500/

3400W Z cpt. Gain, TXC= 6 1

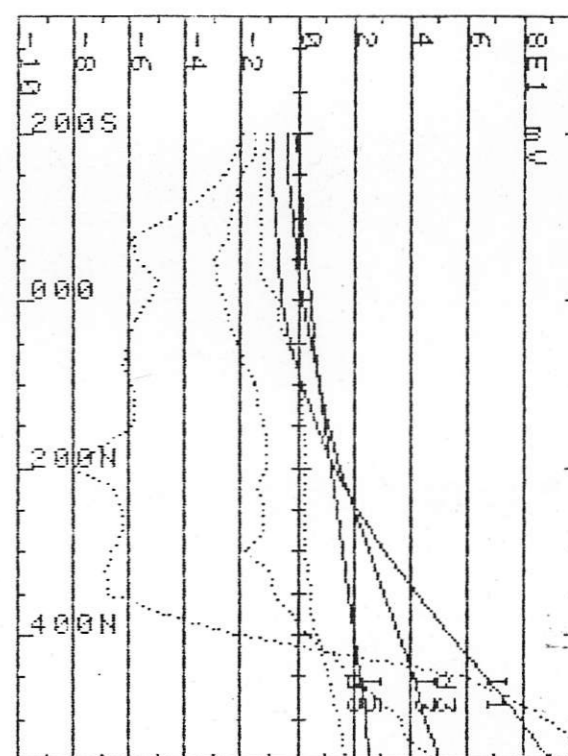


Plate # 1

STRIke	20
DIP	70
PLUnse	0
LENeth	300
DEPth	150
POStion	425 -3400 -80
CONduct#thick	3

Tx-P1 M(μH)	r(ms)
-16.146	.067685

Model X  
Plate # 1 #1/

3400W X cpt. Gain, TXC= 6 -25

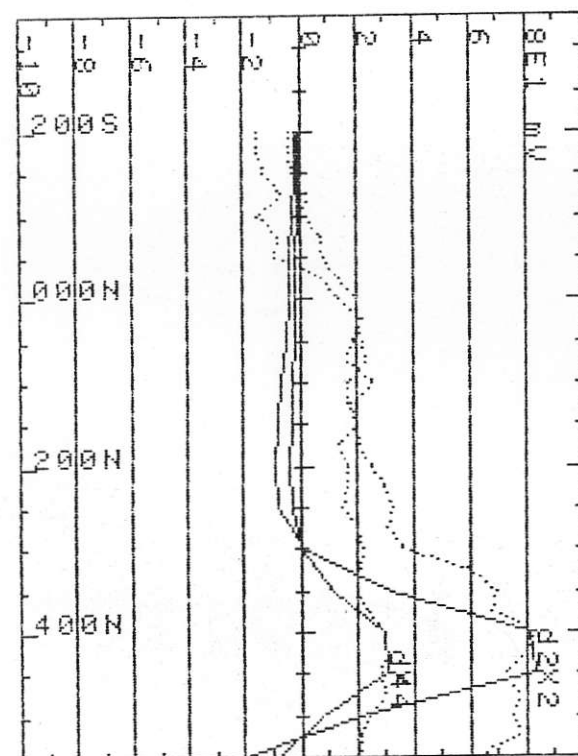


Plate # 1

STRIke	20
DIP	70
PLUnse	0
LENeth	200
DEPth	150
POStion	425 -3400 -70
CONduct#thick	3

Tx-P1 M(μH)	r(ms)
-10.489	.062137

Model S  
Plate # 1 #1/

3400W X cpt. Gain, TXC= 6 -25

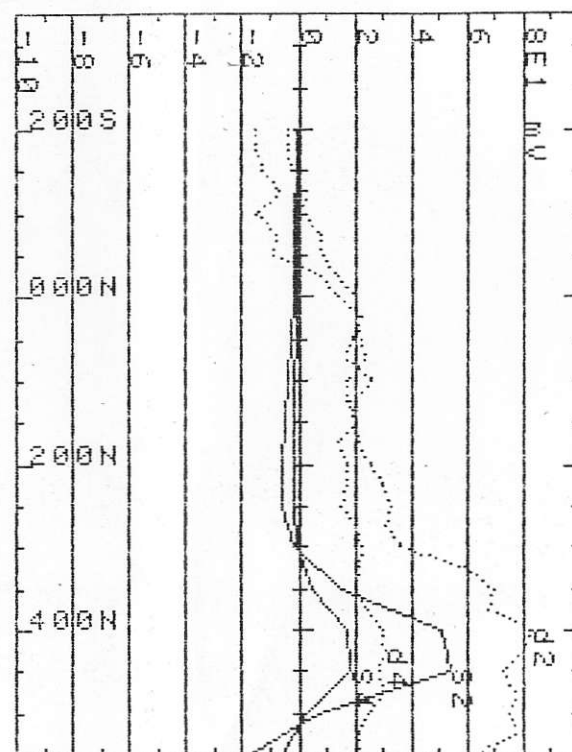


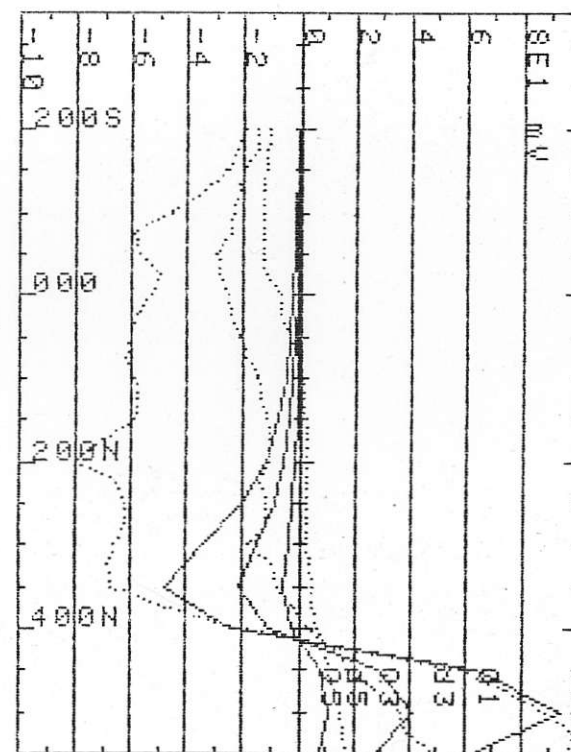
Plate # 1

STRIke	20
DIP	70
PLUnse	0
LENeth	200
DEPth	150
POStion	425 -3400 -70
CONduct#thick	3

Tx-P1 M(μH)	r(ms)
-10.489	.062137

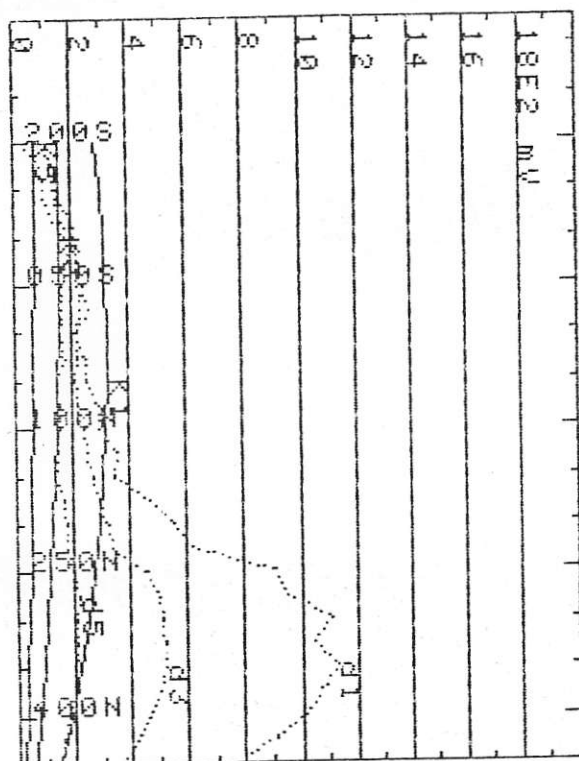
Model Q  
Plate # 1 #1/

3400W Z cpt. Gain, TXC= 6 25




Model K  
HHS R = 1500/

3000W X cft. Gain, TXC= 6 -24



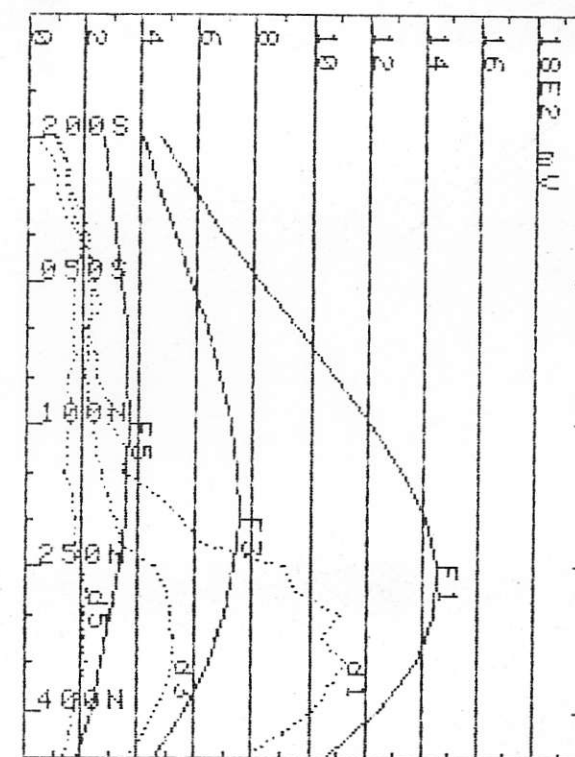
Model H  
HHS R = 1000/

3000W X cft. Gain, TXC= 6 -24



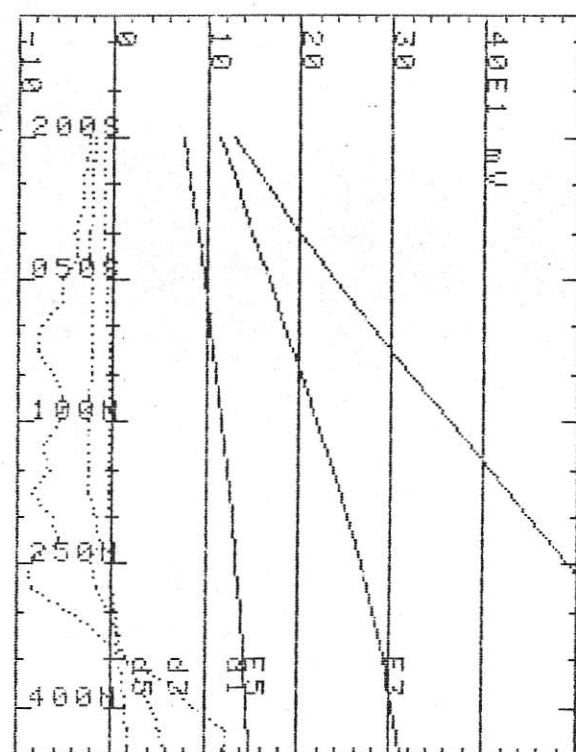
Model F  
HHS R = 500/

3000W X cft. Gain, TXC= 6 -24



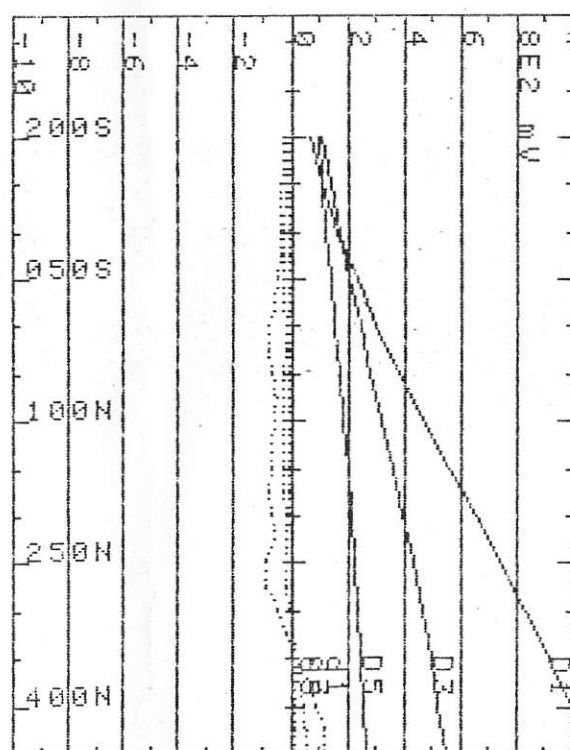
Model E  
HHS R = 1500/

3000W Z cft. Gain, TXC= 6 24



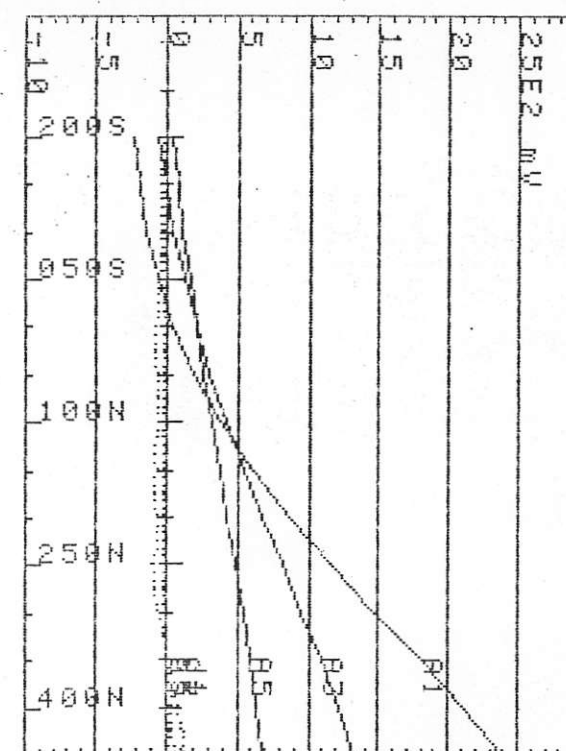
Model D  
HHS R = 1000/

3000W Z cft. Gain, TXC= 6 24



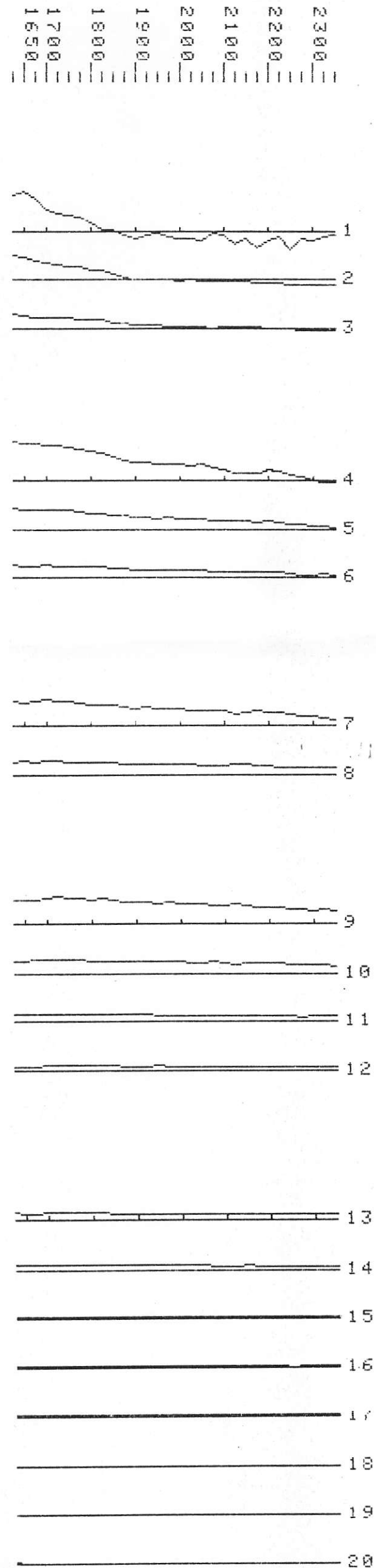
Model R  
HHS R = 500/

3000W Z cft. Gain, TXC= 6 24



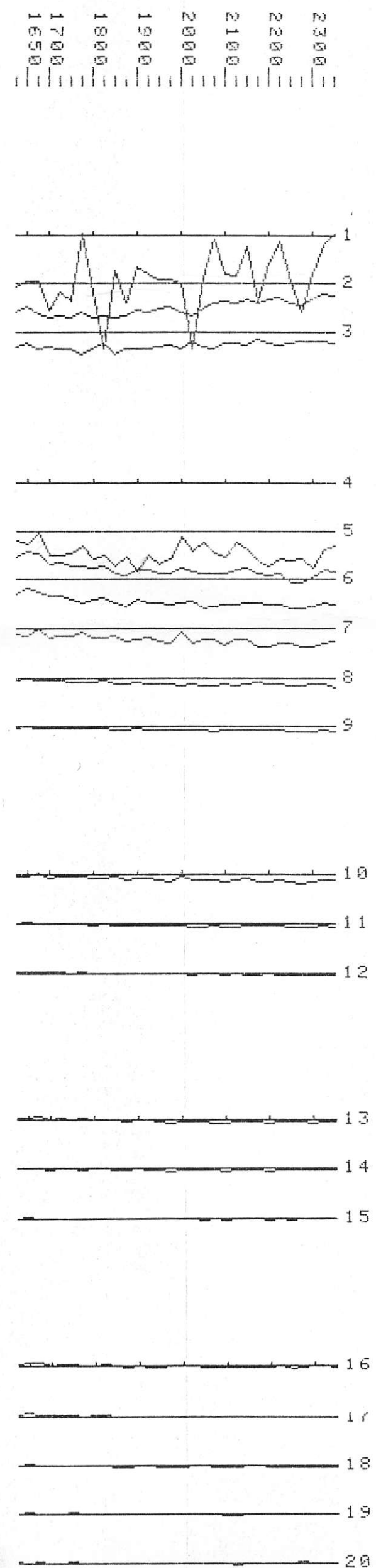
Data file L60N2D  
 LINE 60W 2 Component  
 dBZ/dT (nV/Am<sup>2</sup>); TOFF corrected

Channels	Scale
1 to 3	500.00
4 to 6	100.00
7 to 8	30.00
9 to 12	10.00
13 to 20	5.00



Data file L60N4D  
 LINE 60W 4 Component  
 dBZ/dT (nV/Am<sup>2</sup>); TOFF corrected

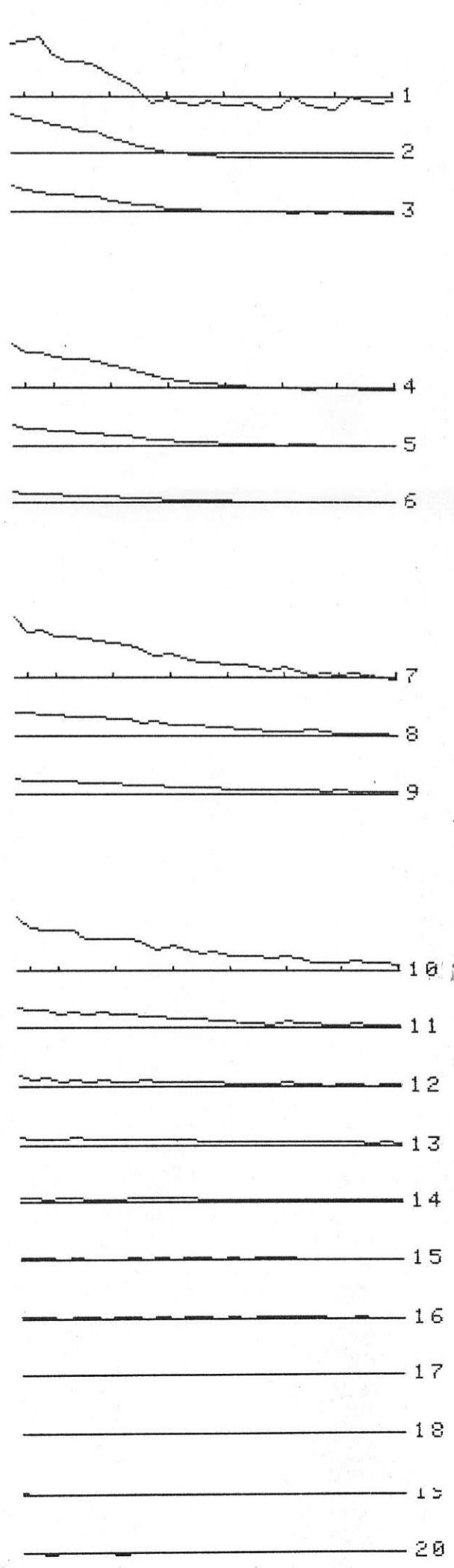
Channels	Scale
1 to 3	300.00
4 to 9	30.00
10 to 12	10.00
13 to 15	3.00
16 to 20	1.00



Data file L60WZD  
 LINE 60W Z Component  
 dBZ/dT (nV/Am<sup>2</sup>); TOFF corrected

Channels	Scale
1 to 3	600.00
4 to 6	200.00
7 to 9	20.00
10 to 20	3.00

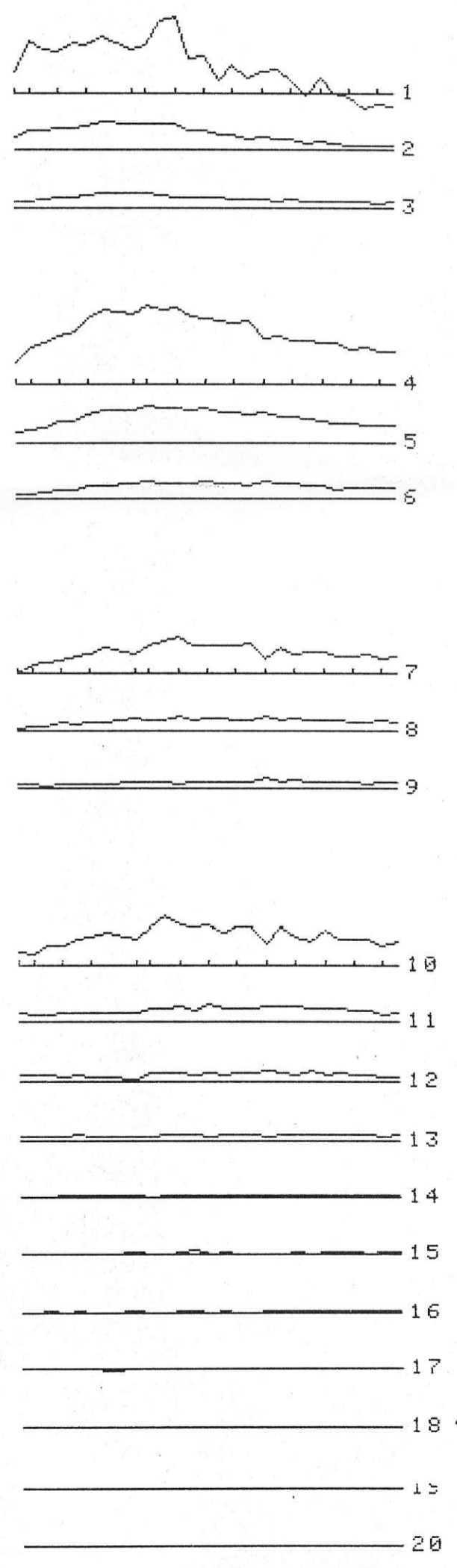
1700  
1600  
1500  
1400  
1300  
1200  
1100  
1050



Data file L60WXD  
 LINE 60W X Component  
 dBX/dT (nV/Am<sup>2</sup>); TOFF corrected

Channels	Scale
1 to 3	600.00
4 to 6	60.00
7 to 9	20.00
10 to 20	2.00

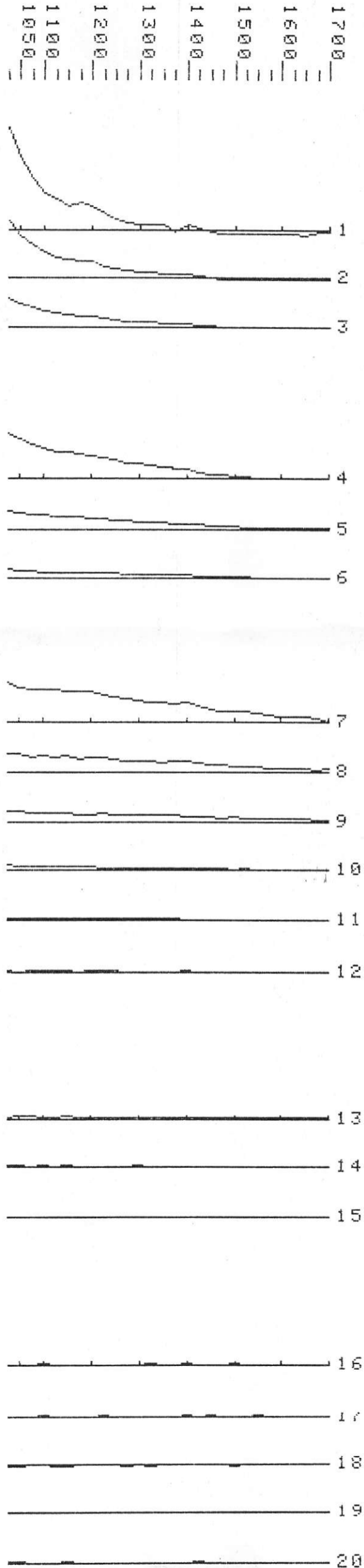
1650  
1600  
1550  
1500  
1450  
1400  
1350  
1300  
1250  
1200  
1150  
1100  
1050





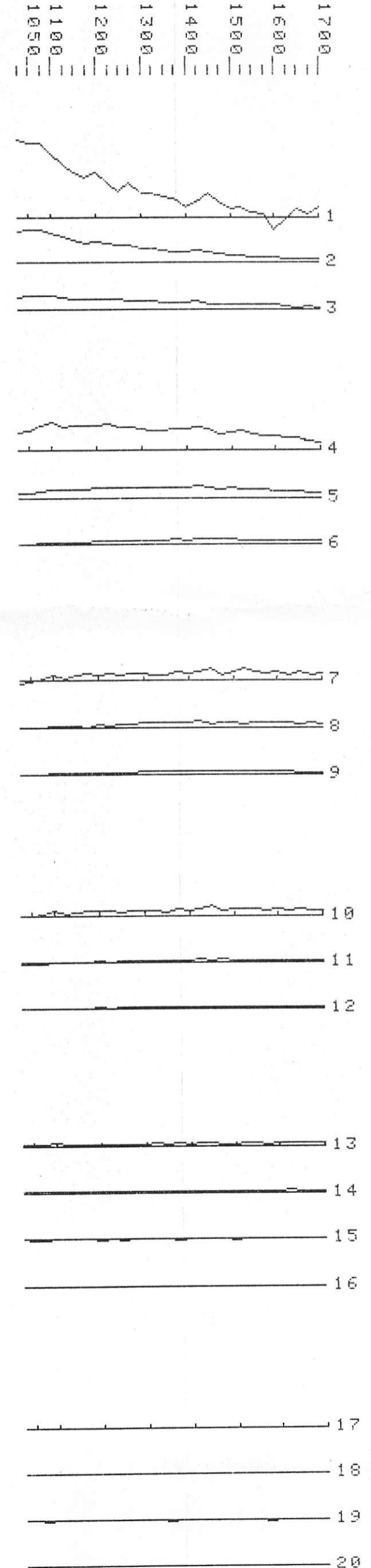
Data file L63M2D  
 LINE 63W 2 Component  
 dBZ/dT (nV/Am<sup>2</sup>); TOFF corrected

Channels	Scale
1 to 3	1000.00
4 to 6	300.00
7 to 12	30.00
13 to 15	10.00
16 to 20	3.00



Data file L63MXD  
 LINE 63W X Component  
 dBX/dT (nV/Am<sup>2</sup>); TOFF corrected

Channels	Scale
1 to 3	1000.00
4 to 6	200.00
7 to 9	50.00
10 to 12	10.00
13 to 16	3.00
17 to 20	1.00

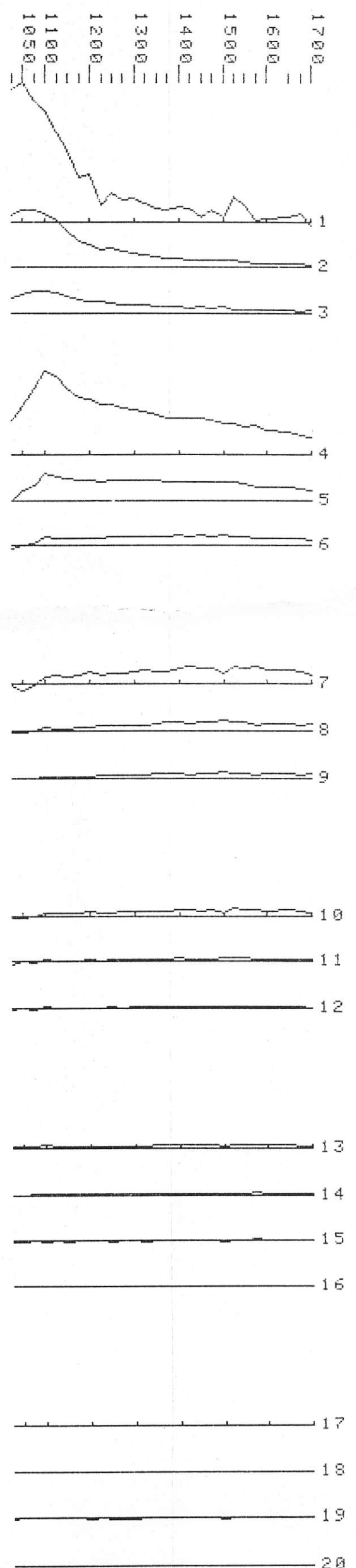
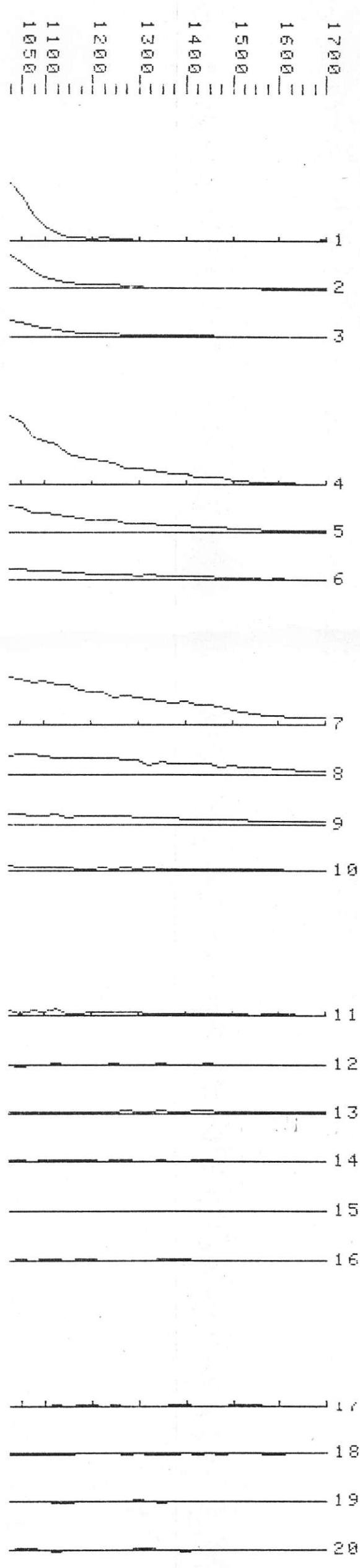


Data file L64M2D  
 LINE 64W 2 Component  
 dBZ/dT (nV/Am<sup>2</sup>); TOFF corrected

Data file L64MXD  
 LINE 64W X Component  
 dBX/dT (nV/Am<sup>2</sup>); TOFF corrected

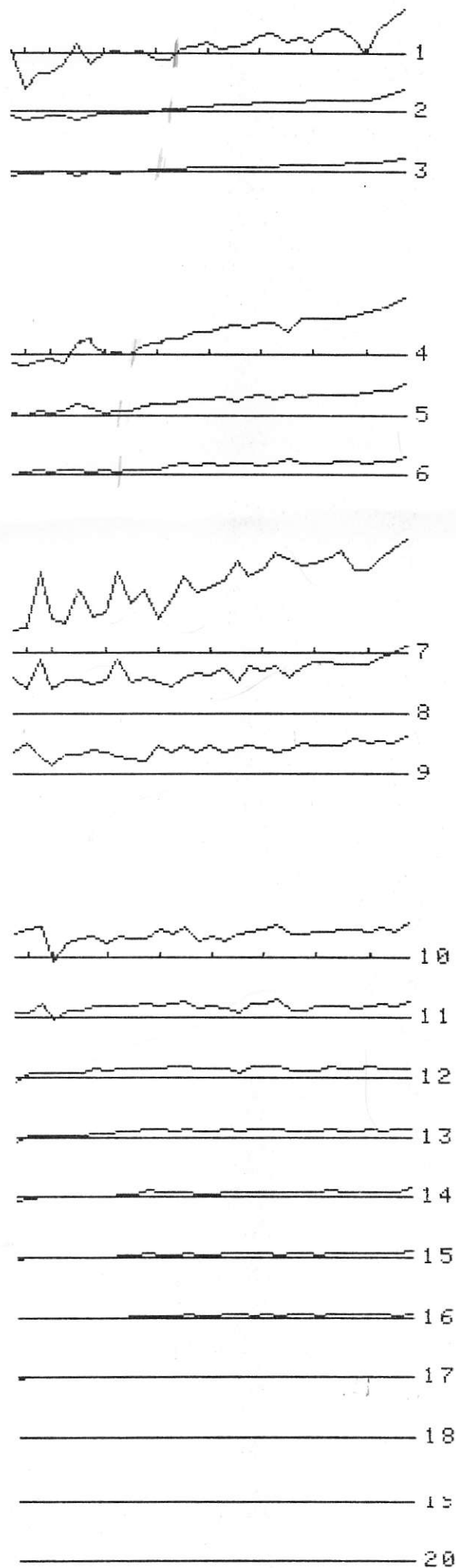
Channels	Scale
1 to 3	3000.00
4 to 6	300.00
7 to 10	30.00
11 to 16	10.00
17 to 20	3.00

Channels	Scale
1 to 3	1000.00
4 to 6	100.00
7 to 9	30.00
10 to 12	10.00
13 to 16	3.00
17 to 20	1.00



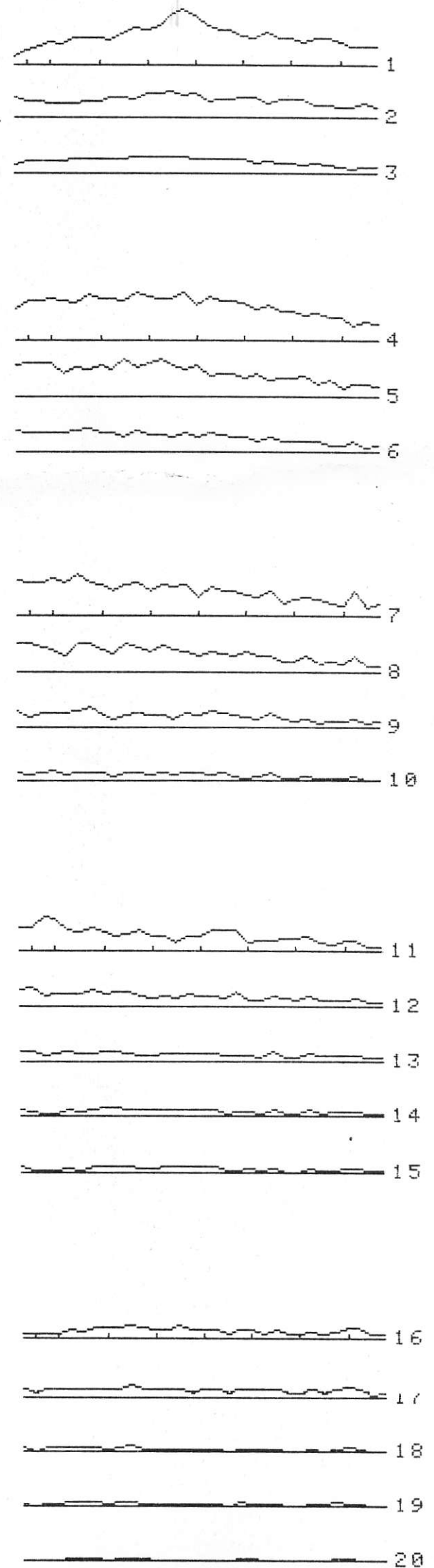

Data file L66WZD  
 LINE 66W Z Component  
 dBZ/dT (nV/Am<sup>2</sup>); TOFF corrected

Channels	Scale
1 to 3	500.00
4 to 6	60.00
7 to 9	5.00
10 to 20	3.00



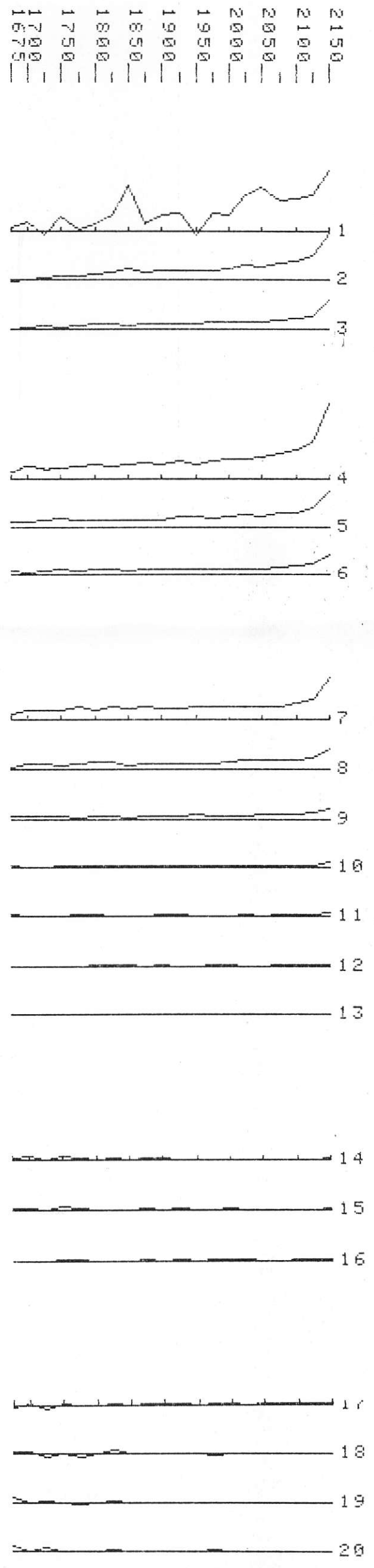
Data file L66WXD  
 LINE 66W X Component  
 ΔBX/Δt nV/m<sup>2</sup>

Channels	Scale
1 to 3	1000.00
4 to 6	250.00
7 to 10	100.00
11 to 15	30.00
16 to 20	10.00



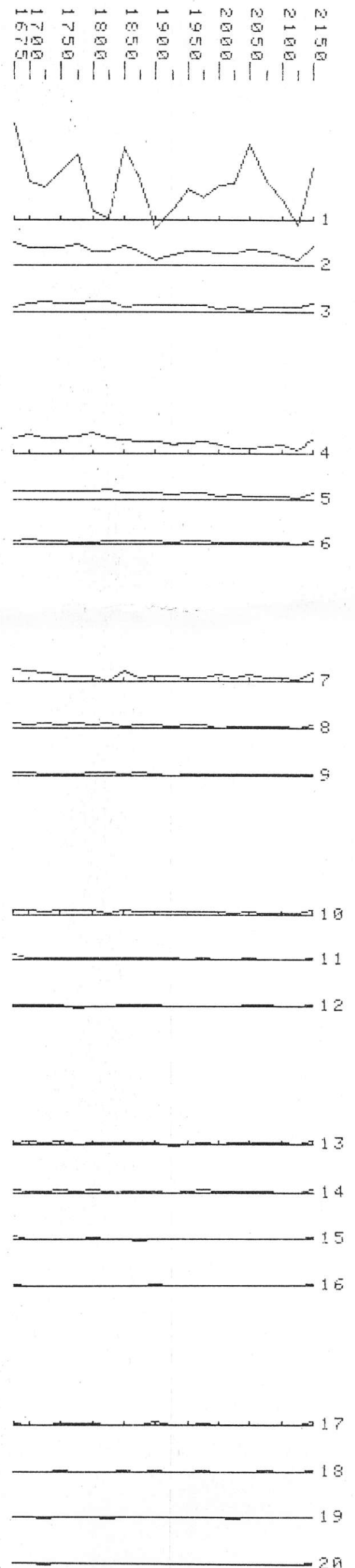
Data file L68N2D  
 LINE 68W Z Component  
 dBZ/dt (nV/Am<sup>2</sup>); TOFF corrected

Channels	Scale
1 to 3	500.00
4 to 6	100.00
7 to 13	30.00
14 to 16	10.00
17 to 20	3.00



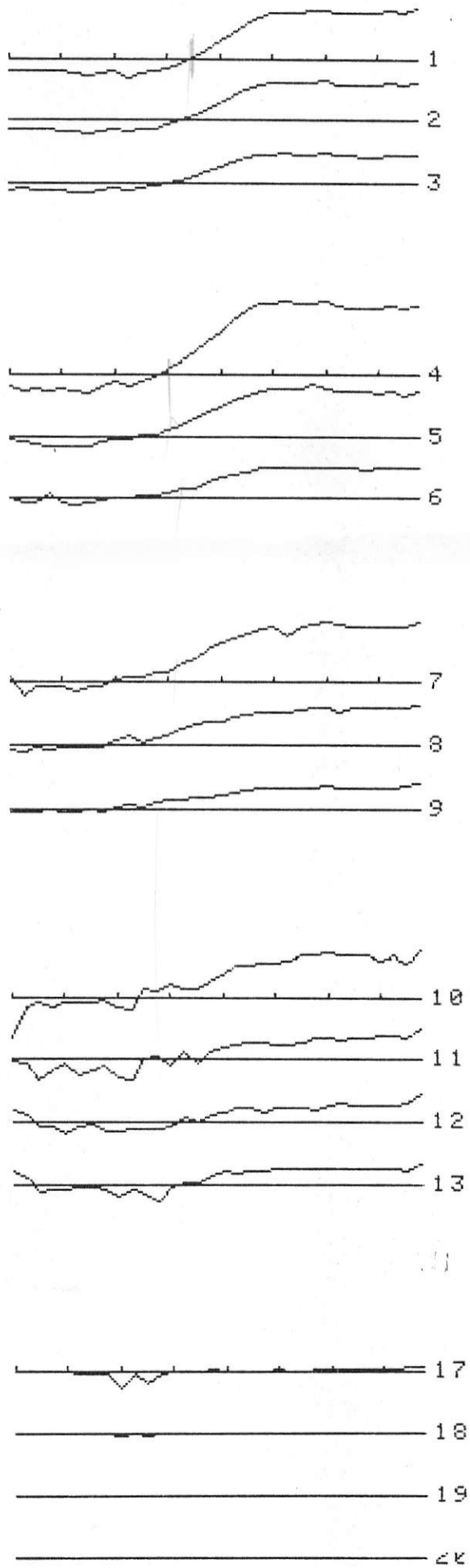
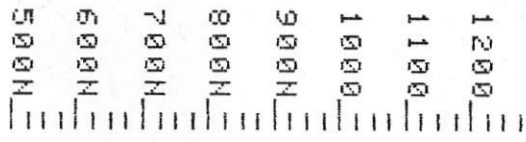
Data file L68NXD  
 LINE 68W X Component  
 dBX/dt (nV/Am<sup>2</sup>); TOFF corrected

Channels	Scale
1 to 3	300.00
4 to 6	100.00
7 to 9	30.00
10 to 12	10.00
13 to 16	3.00
17 to 20	1.00



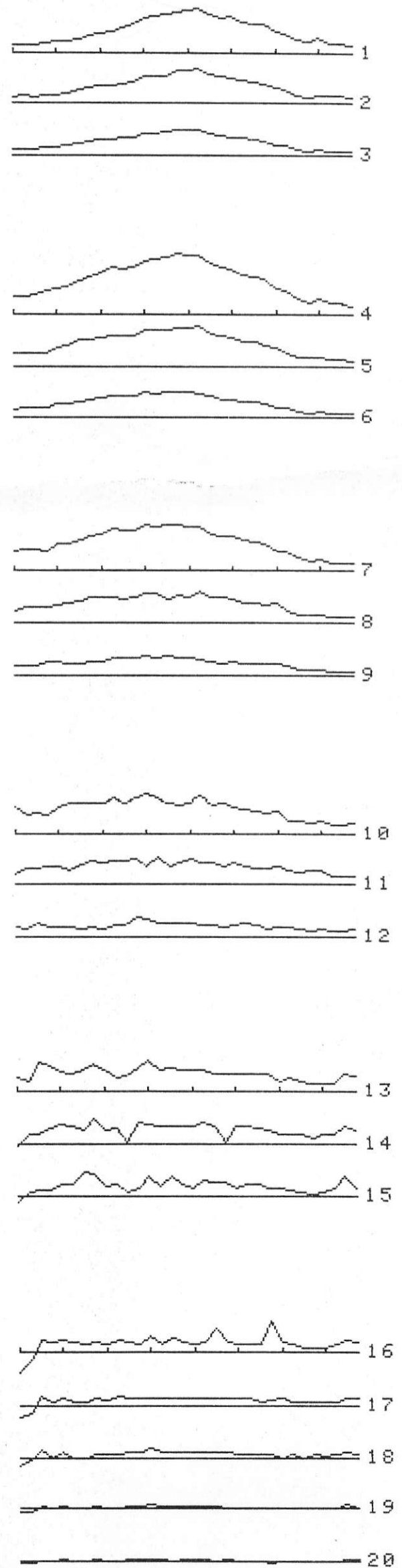
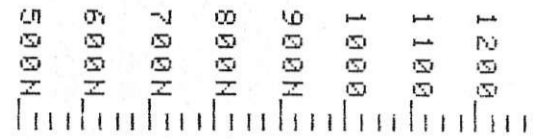
Data file L62SZD  
 LINE 62W Z Component  
 $\Delta BZ/\Delta t$  nV/m<sup>2</sup>

Channels	Scale
1 to 3	2000.00
4 to 6	600.00
7 to 9	200.00
10 to 13	60.00
17 to 20	20.00



Data file L62SXD  
 LINE 62W X Component  
 $\Delta BX/\Delta t$  nV/m<sup>2</sup>

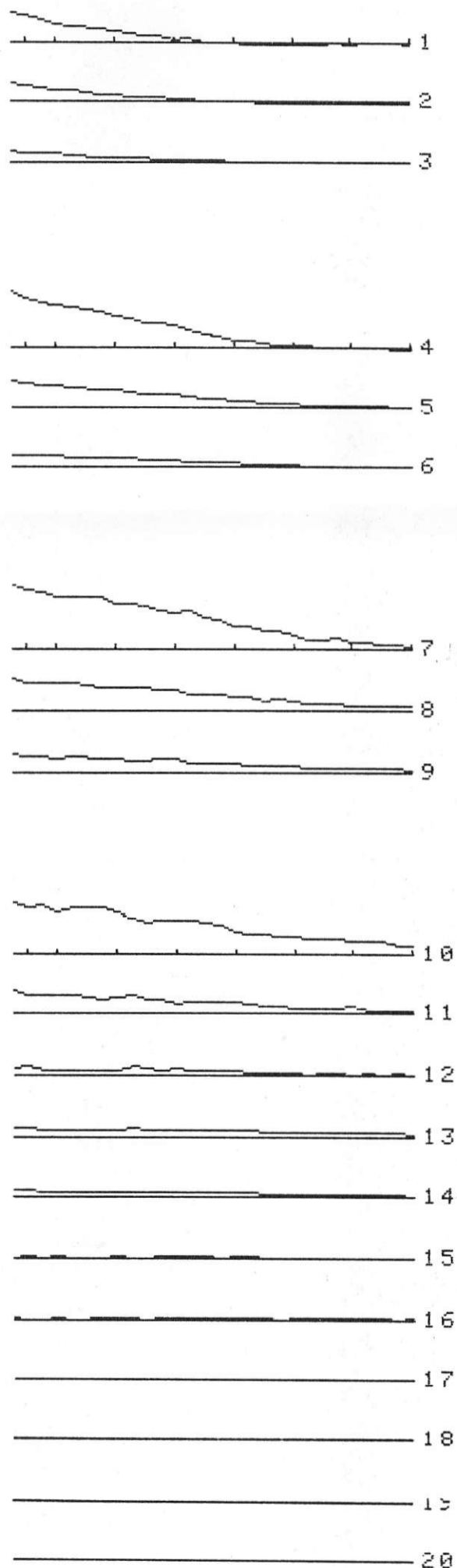
Channels	Scale
1 to 3	2000.00
4 to 6	600.00
7 to 9	200.00
10 to 12	60.00
13 to 15	20.00
16 to 20	10.00



Data file L62WZD  
 LINE 62W Z Component  
 dBZ/dT (nV/Am<sup>2</sup>); TOFF corrected

Channels	Scale
1 to 3	2000.00
4 to 6	200.00
7 to 9	20.00
10 to 20	3.00

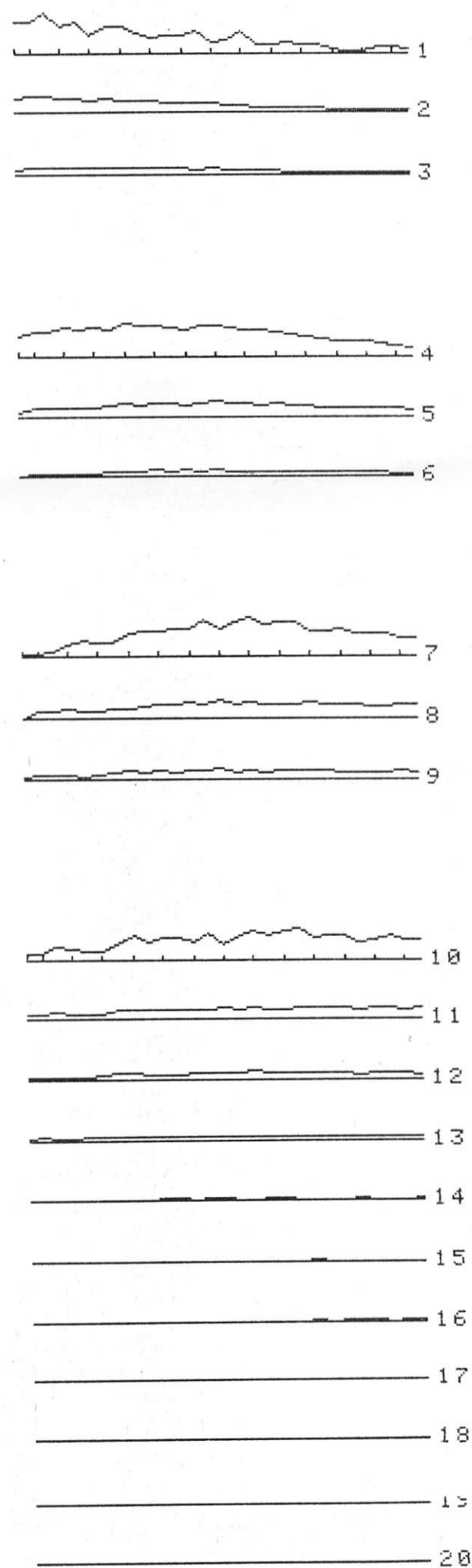
1700  
1600  
1500  
1400  
1300  
1200  
1100  
1050



Data file L62WXD  
 LINE 62W X Component  
 dBX/dT (nV/Am<sup>2</sup>); TOFF corrected

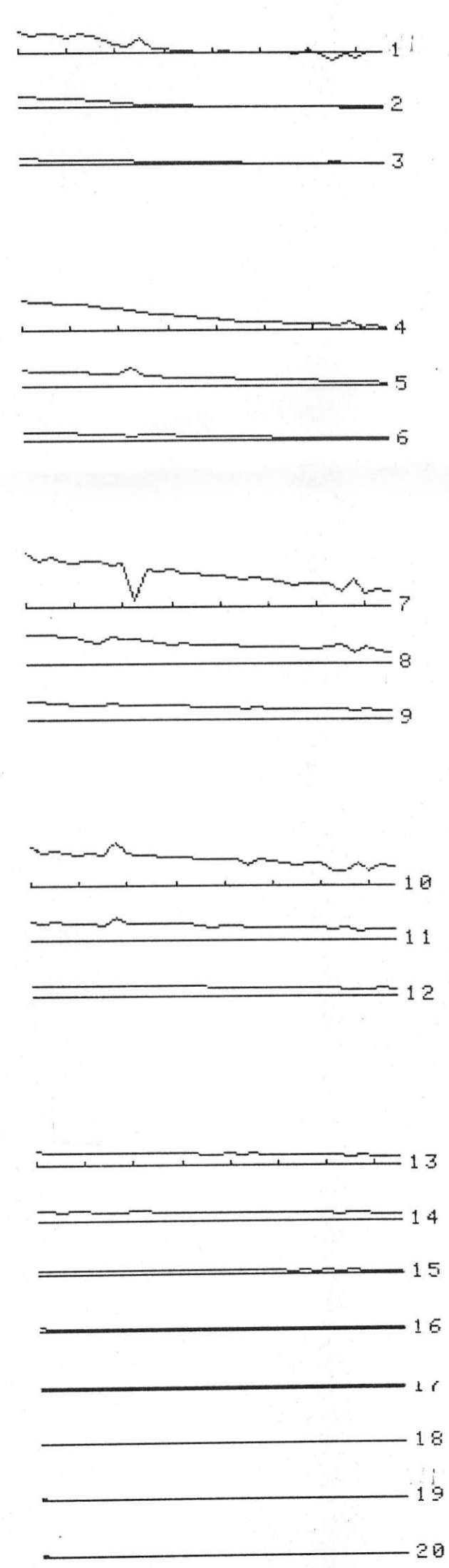

Channels	Scale
1 to 3	2000.00
4 to 6	200.00
7 to 9	20.00
10 to 20	3.00

1650  
1550  
1500  
1450  
1400  
1350  
1300  
1250  
1200  
1150  
1100  
1050



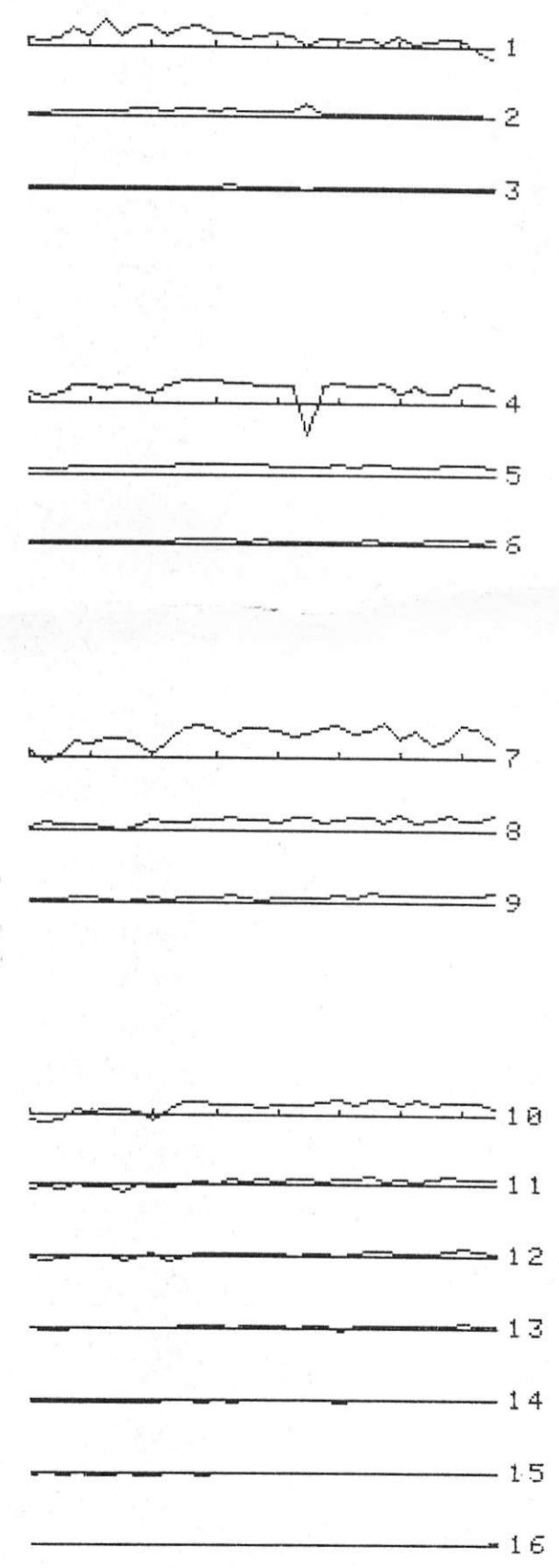

Data file L62N2D  
 LINE 62W Z Component  
 dBZ/dT (nV/Am<sup>2</sup>); TOFF corrected

Channels	Scale
1 to 3	2000.00
4 to 6	200.00
7 to 9	20.00
10 to 12	5.00
13 to 20	3.00



Data file L62NXD  
 LINE 62W X Component  
 dBX/dT (nV/Am<sup>2</sup>); TOFF corrected

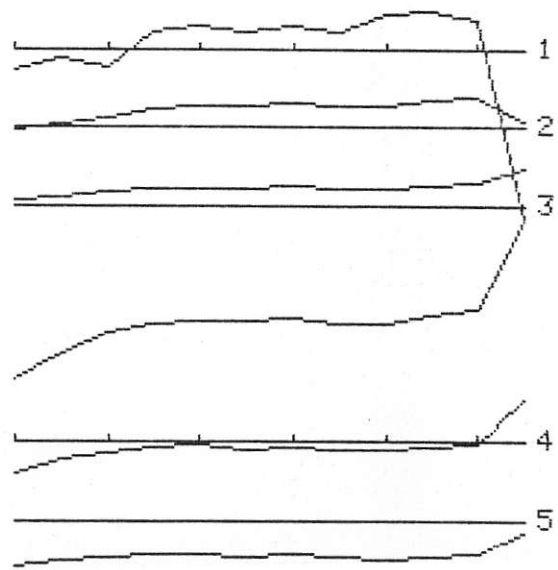
Channels	Scale
1 to 3	2000.00
4 to 6	200.00
7 to 9	20.00
10 to 16	5.00



Data file L63SZD  
 LINE 63W Z Component  
 dBZ/dT (nV/Am<sup>2</sup>); TOFF corrected

Channels	Scale
1 to 3	1000.00
4 to 6	100.00
7 to 9	30.00
10 to 12	3.00
13 to 17	1.00
18 to 20	.10

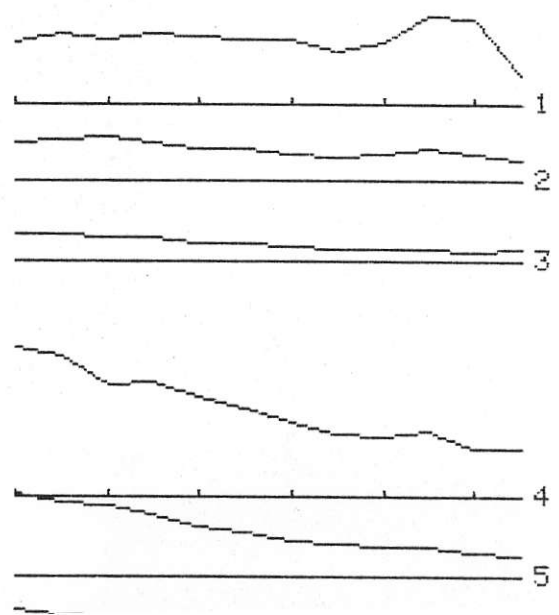
10000  
 10500  
 11000  
 11500  
 12000  
 12500



Data file L63SXD  
 LINE 63W X Component  
 dBX/dT (nV/Am<sup>2</sup>); TOFF corrected

Channels	Scale
1 to 3	1000.00
4 to 6	100.00
7 to 9	10.00
10 to 12	3.00
13 to 20	1.00

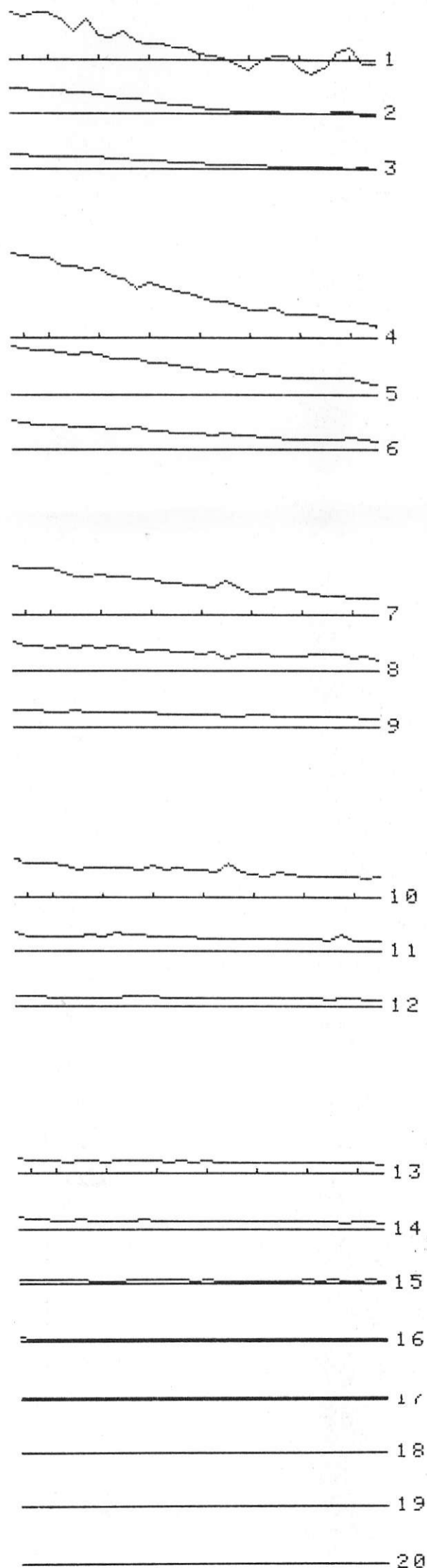

10000  
 10500  
 11000  
 11500  
 12000  
 12500





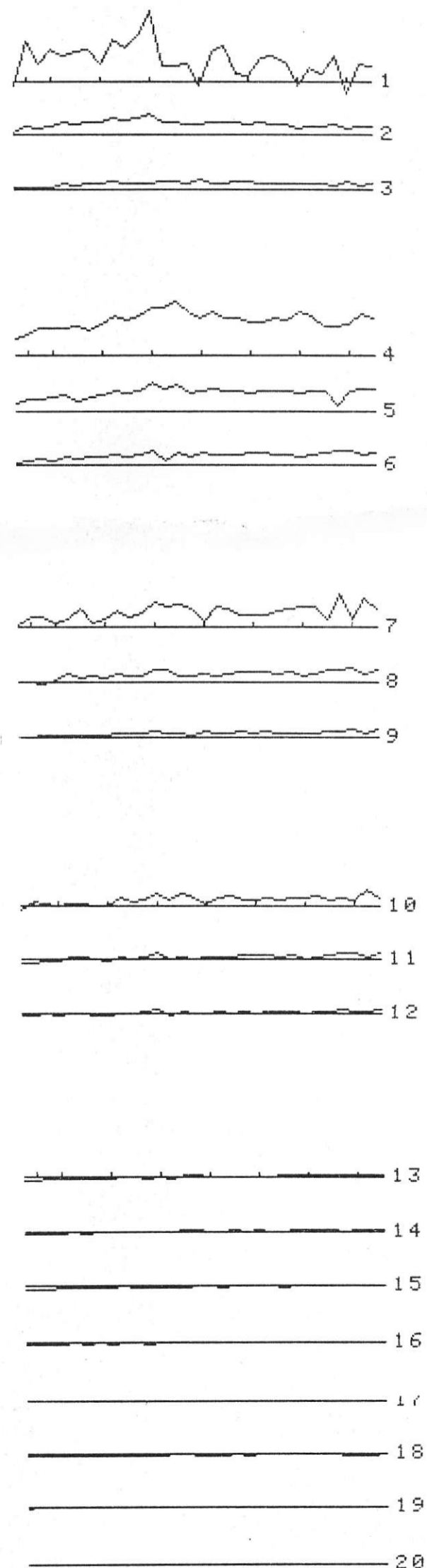

Data file L63NZR  
 LINE 63W Z Component  
 dBZ/dT (nV/Rm<sup>2</sup>); TOFF corrected

Channels	Scale
1 to 3	600.00
4 to 6	60.00
7 to 9	20.00
10 to 12	5.00
13 to 20	3.00



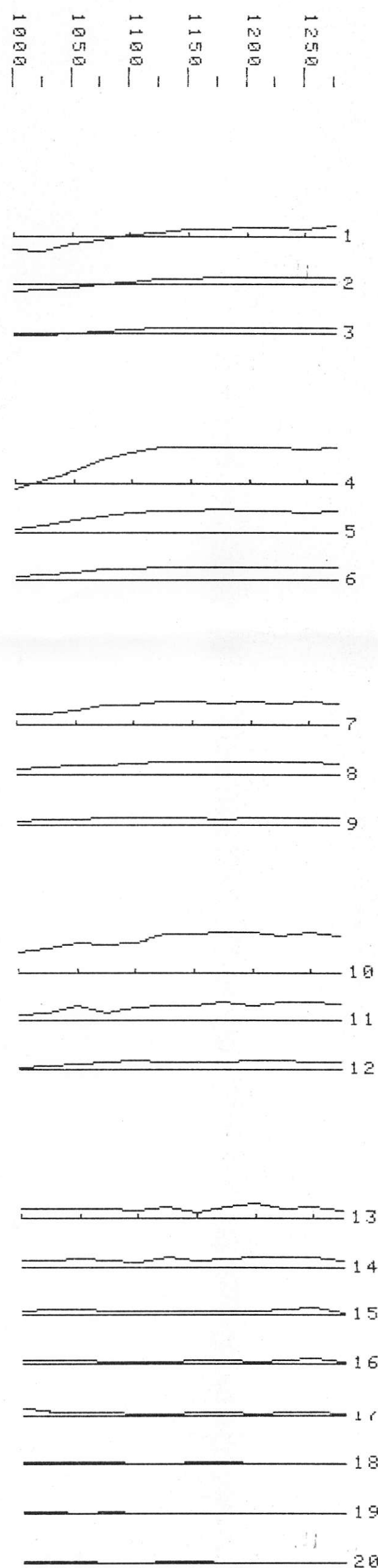
Data file L63NXD  
 LINE 63W X Component  
 dBX/dT (nV/Rm<sup>2</sup>); TOFF corrected

Channels	Scale
1 to 3	600.00
4 to 6	60.00
7 to 9	20.00
10 to 12	5.00
13 to 20	3.00



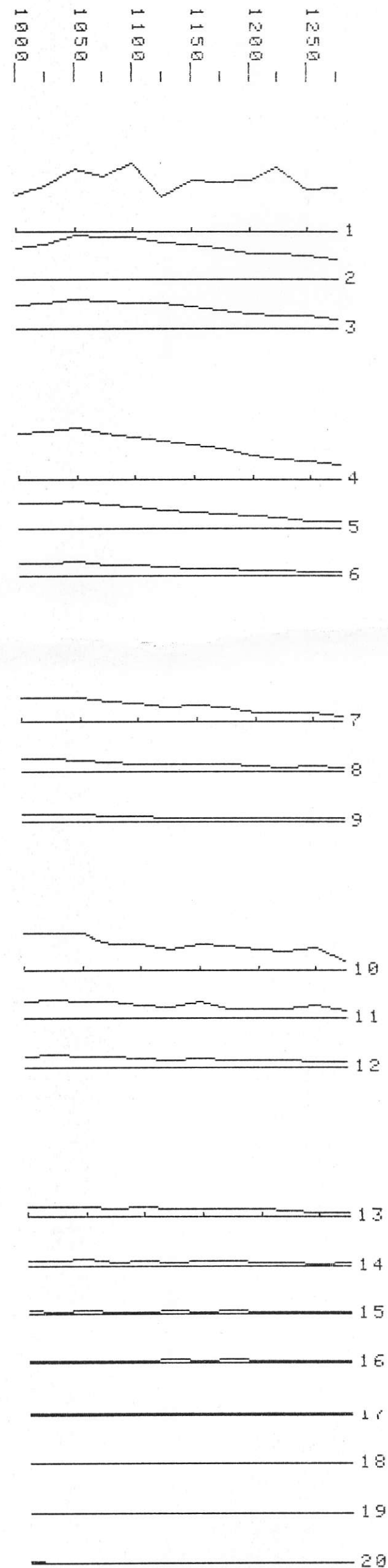
Data file L64SZD  
 LINE 64W 2 Component  
 dBZ/dT (nV/Am<sup>2</sup>); TOFF corrected

Channels	Scale
1 to 3	2000.00
4 to 6	200.00
7 to 9	60.00
10 to 12	5.00
13 to 20	3.00



Data file L64SXD  
 LINE 64W X Component  
 dBX/dT (nV/Am<sup>2</sup>); TOFF corrected






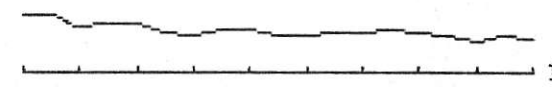



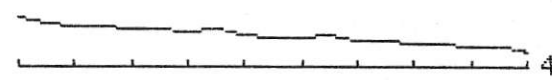

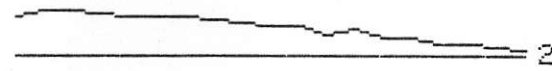

Channels	Scale
1 to 3	600.00
4 to 6	200.00
7 to 9	60.00
10 to 12	5.00
13 to 20	3.00



Data file L64N2D  
 LINE 64W Z Component  
 dBZ/dT (nV/Am<sup>2</sup>); TOFF corrected

Channels	Scale
1 to 3	600.00
4 to 6	200.00
7 to 9	20.00
10 to 12	5.00
13 to 20	3.00


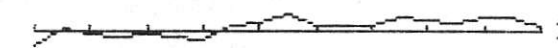


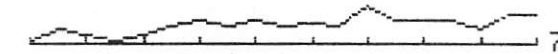
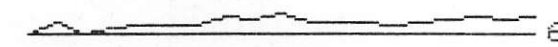
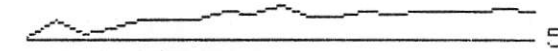




2050  
2000  
1950  
1900  
1850  
1800  
1750  
1700  
1650  
1600



Data file L64NXD  
 LINE 64W X Component  
 dBX/dT (nV/Am<sup>2</sup>); TOFF corrected

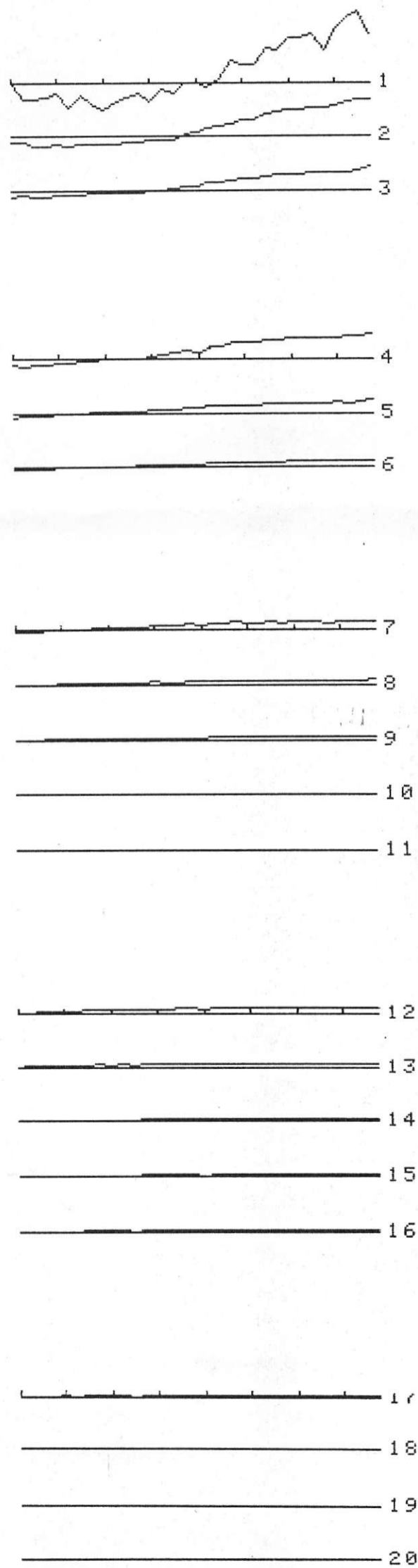
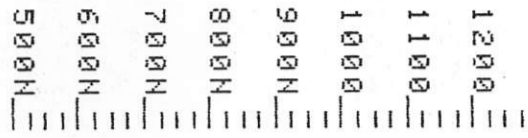
Channels	Scale
1 to 3	600.00
4 to 6	60.00
7 to 9	20.00
10 to 12	5.00
13 to 20	3.00

2050  
2000  
1950  
1900  
1850  
1800  
1750  
1700  
1650  
1600



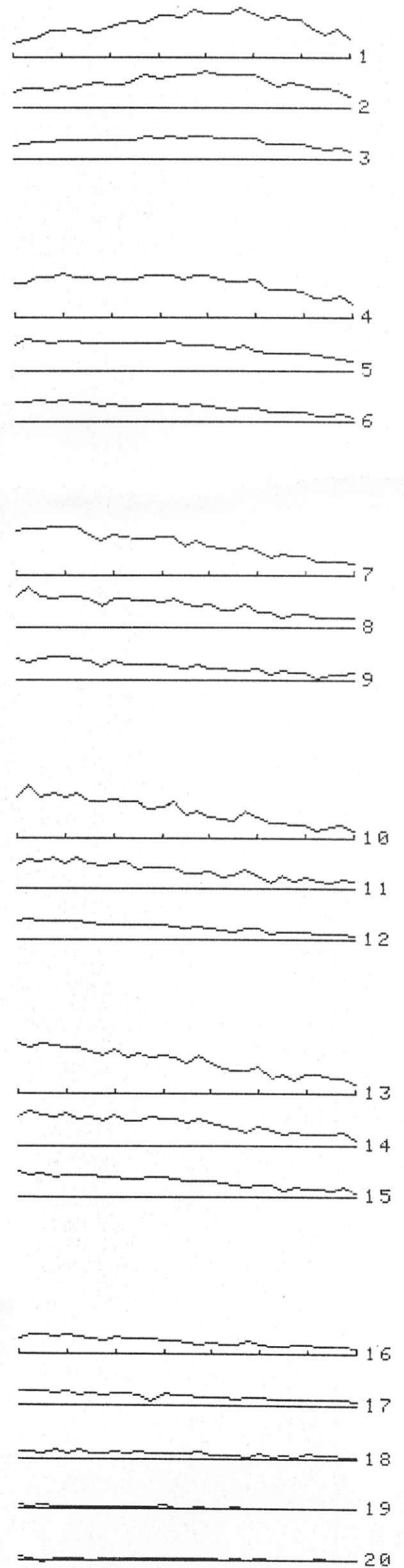
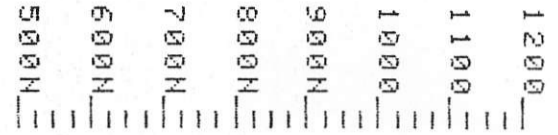
Data file L54SZD  
 LINE 54W Z Component  
 dBZ/dT (nV/Am<sup>2</sup>); TOFF corrected

Channels	Scale
1 to 3	500.00
4 to 6	250.00
7 to 11	100.00
12 to 16	10.00
17 to 20	5.00



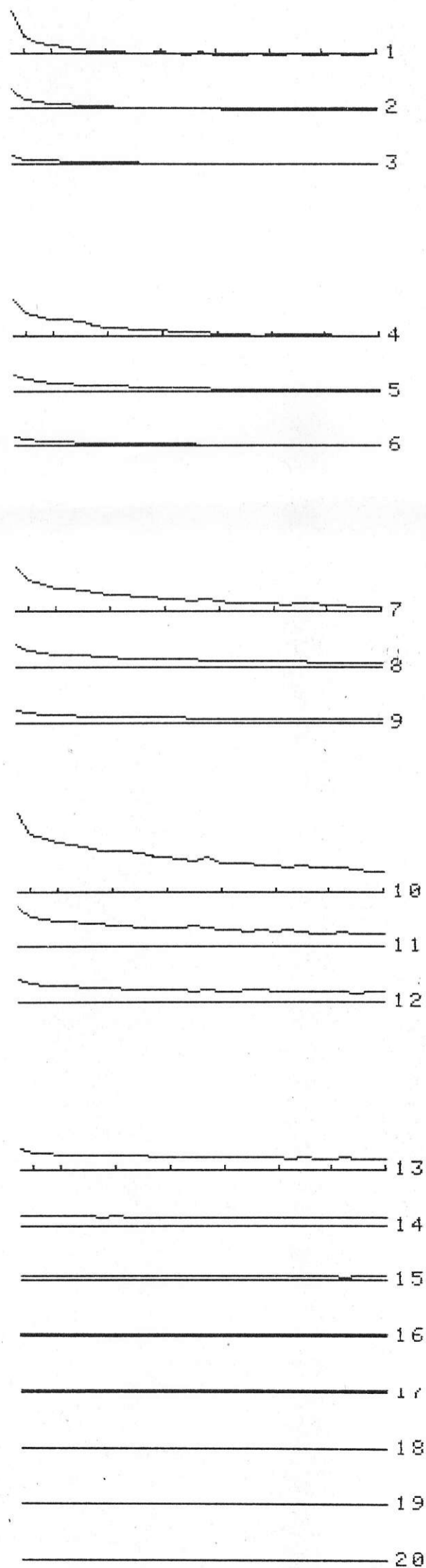

Data file L54SX0  
 LINE 54W X Component  
 ΔBX/Δt mV at gain # 6

Channels	Scale
1 to 3	500.00
4 to 6	200.00
7 to 9	60.00
10 to 12	20.00
13 to 15	5.00
16 to 20	3.00



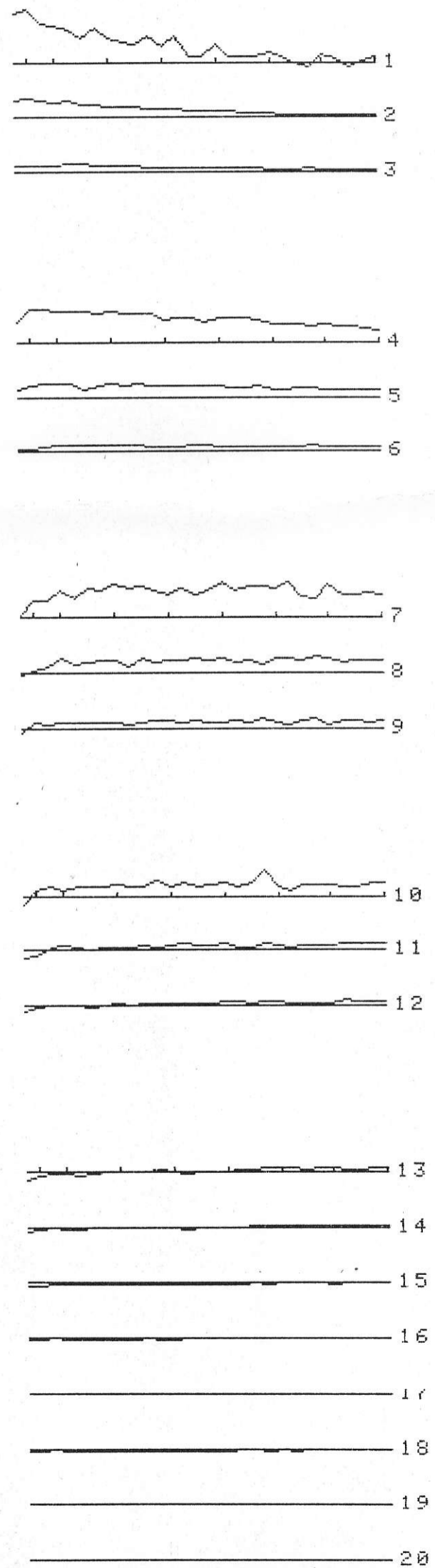

Data file L54WZD  
 LINE 54W Z Component  
 dBZ/dT (nV/Am<sup>2</sup>); TOFF corrected

Channels	Scale
1 to 3	5000.00
4 to 6	600.00
7 to 9	60.00
10 to 12	5.00
13 to 20	3.00




Data file L54WXD  
 LINE 54W X Component  
 dBX/dT (nV/Am<sup>2</sup>); TOFF corrected

Channels	Scale
1 to 3	2000.00
4 to 6	200.00
7 to 9	20.00
10 to 12	5.00
13 to 20	3.00



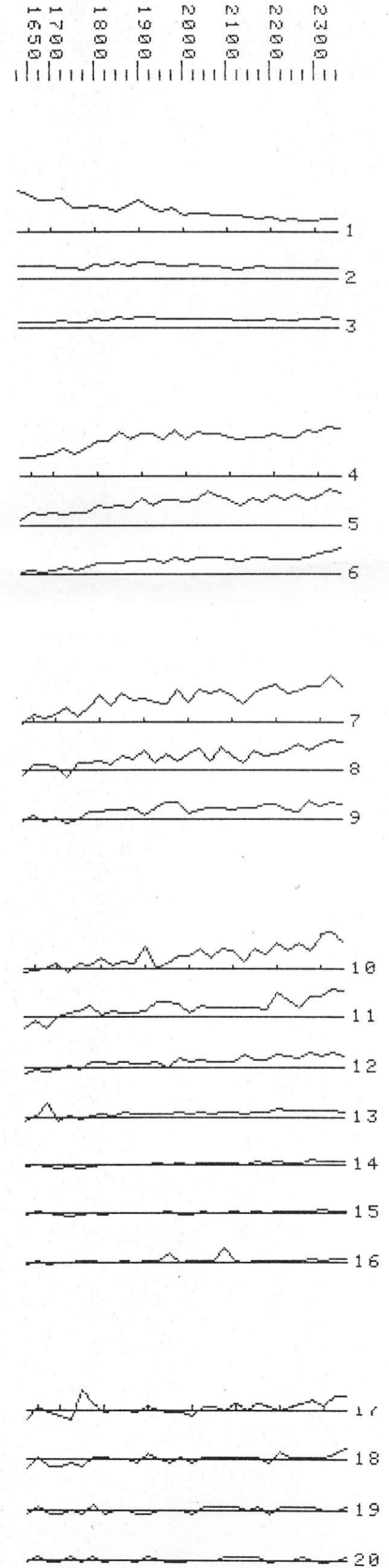
Data file L54NZD  
 LINE 54W 2 Component  
 dBZ/dT (nV/Am<sup>2</sup>); TOFF corrected

Channels	Scale
1 to 3	500.00
4 to 6	250.00
7 to 11	100.00
12 to 16	10.00
17 to 20	5.00



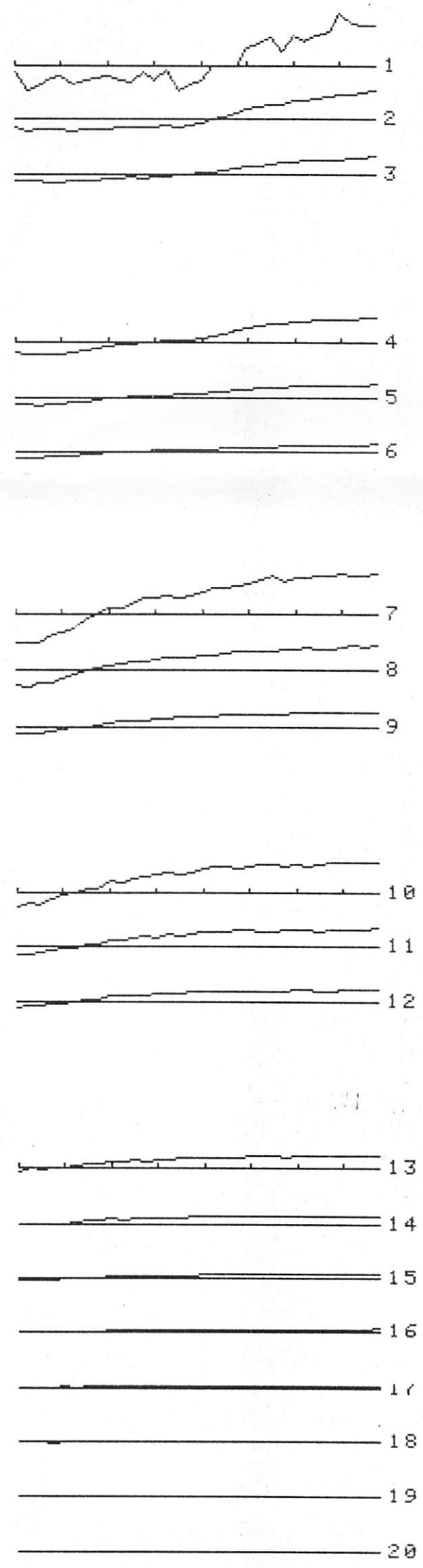

Data file L54NXD  
 LINE 54W X Component  
 ΔBX/Δt nV/m<sup>2</sup>

Channels	Scale
1 to 3	2000.00
4 to 6	300.00
7 to 9	90.00
10 to 16	30.00
17 to 20	5.00



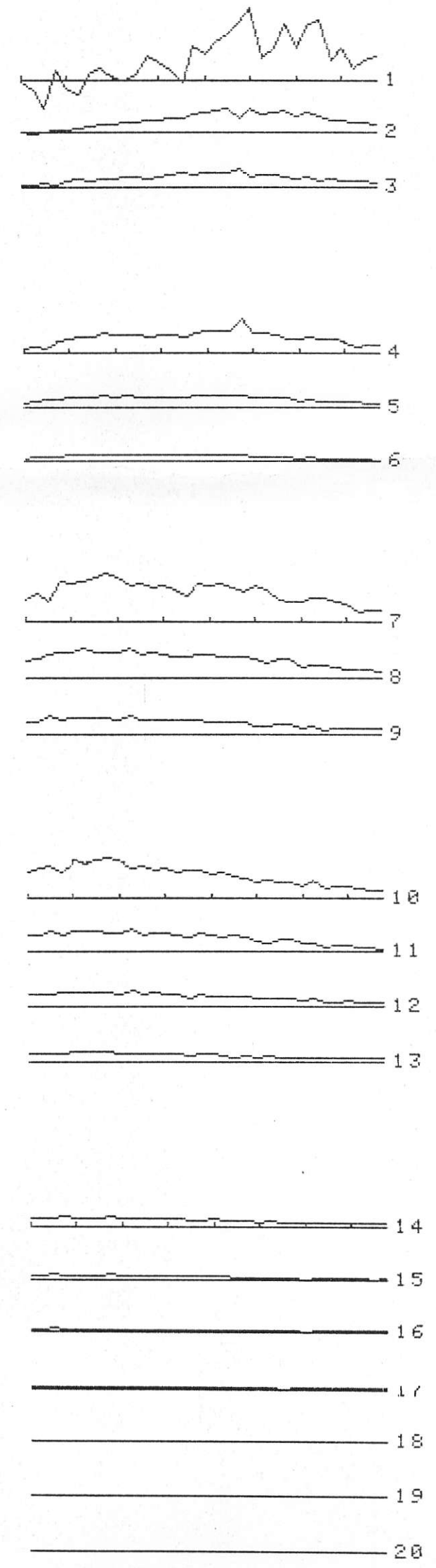
Data file L56SZD  
 LINE 56W Z Component  
 dBZ/dT (nV/Am<sup>2</sup>); TOFF corrected

Channels	Scale
1 to 3	500.00
4 to 6	200.00
7 to 9	20.00
10 to 12	5.00
13 to 20	3.00



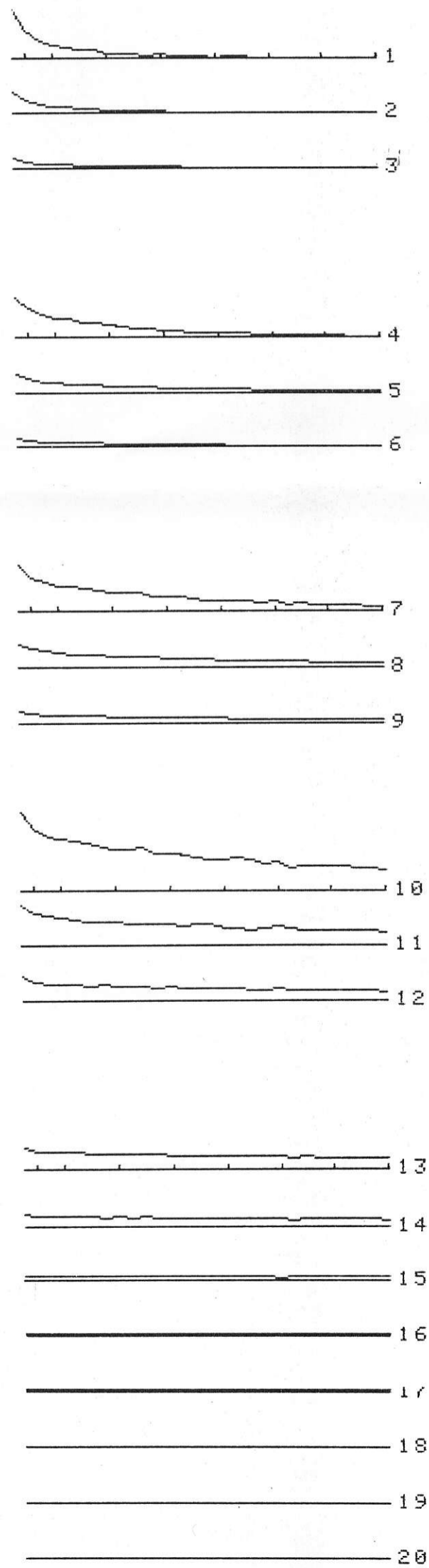

Data file L56SXD  
 LINE 56W X Component  
 dBX/dT (nV/Am<sup>2</sup>); TOFF corrected

Channels	Scale
1 to 3	500.00
4 to 6	200.00
7 to 9	20.00
10 to 13	5.00
14 to 20	3.00



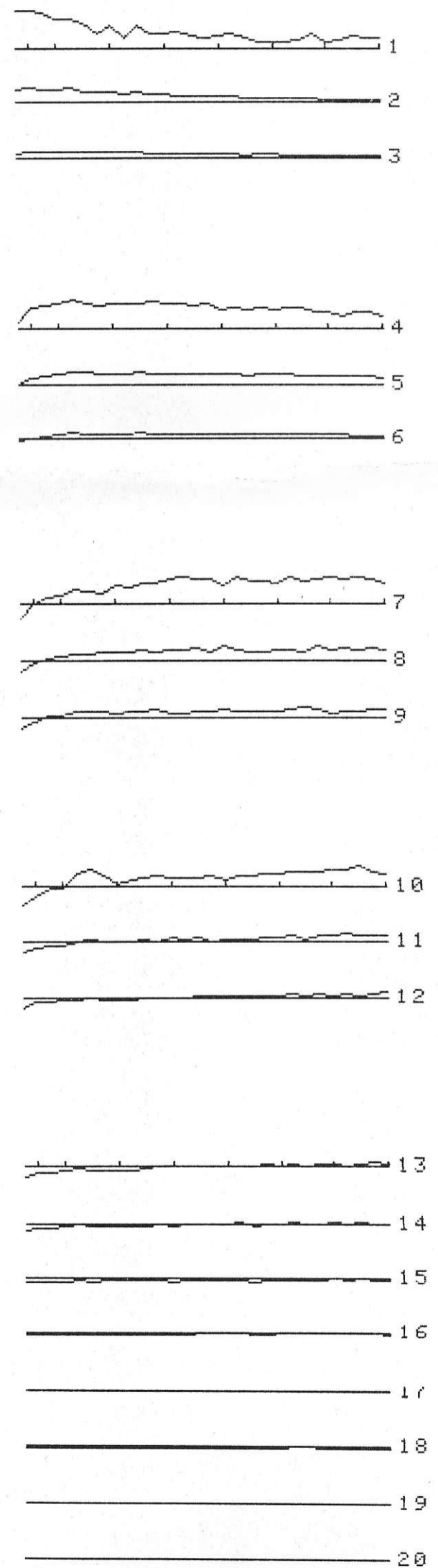

Data file L56WZD  
 LINE 56W Z Component  
 dBZ/dT (nV/Am<sup>2</sup>); TOFF corrected

Channels	Scale
1 to 3	5000.00
4 to 6	600.00
7 to 9	60.00
10 to 12	5.00
13 to 20	3.00



Data file L56WXD  
 LINE 56W X Component  
 dBX/dT (nV/Am<sup>2</sup>); TOFF corrected

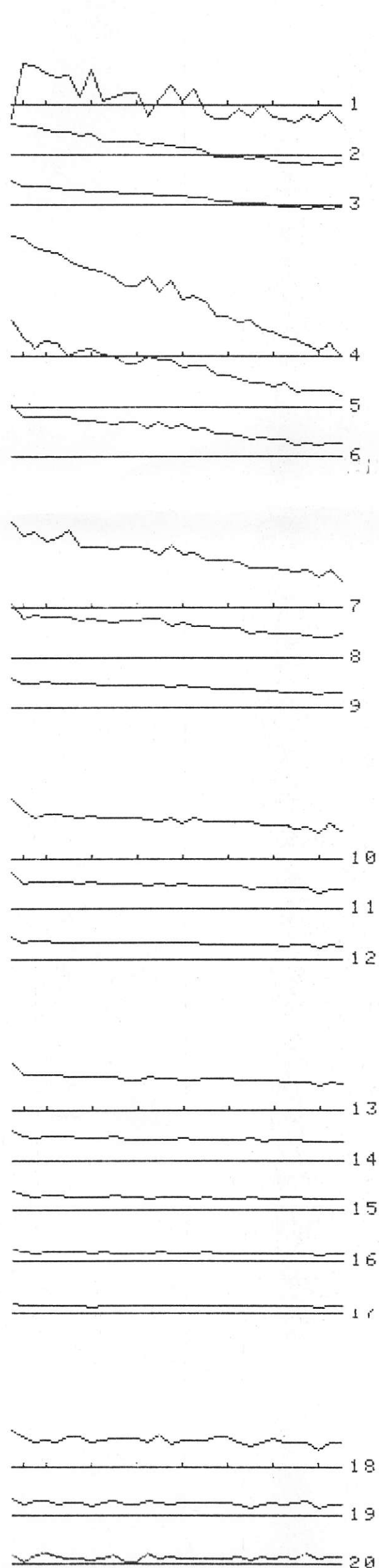

Channels	Scale
1 to 3	2000.00
4 to 6	200.00
7 to 9	20.00
10 to 12	5.00
13 to 20	3.00





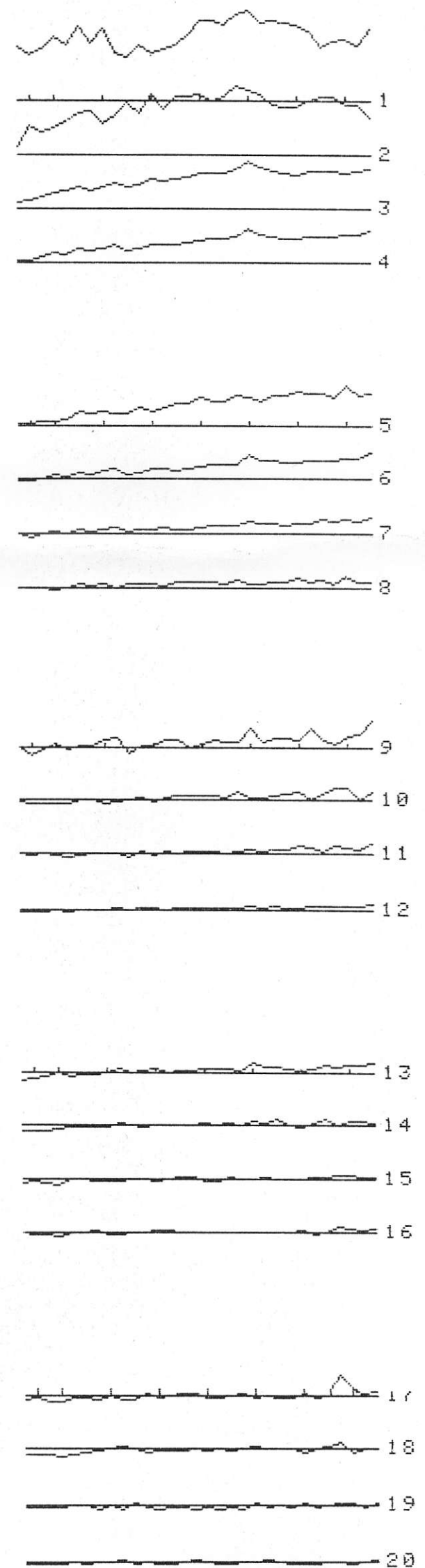
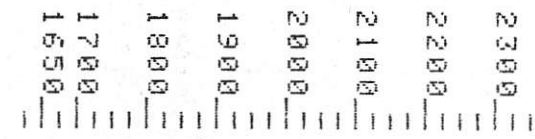
Data file L56NZD  
 LINE 56W 2 Component  
 dBZ/dT (nV/m<sup>2</sup>); TOFF corrected

Channels	Scale
1 to 3	300.00
4 to 6	30.00
7 to 9	10.00
10 to 12	3.00
13 to 17	1.00
18 to 20	.10



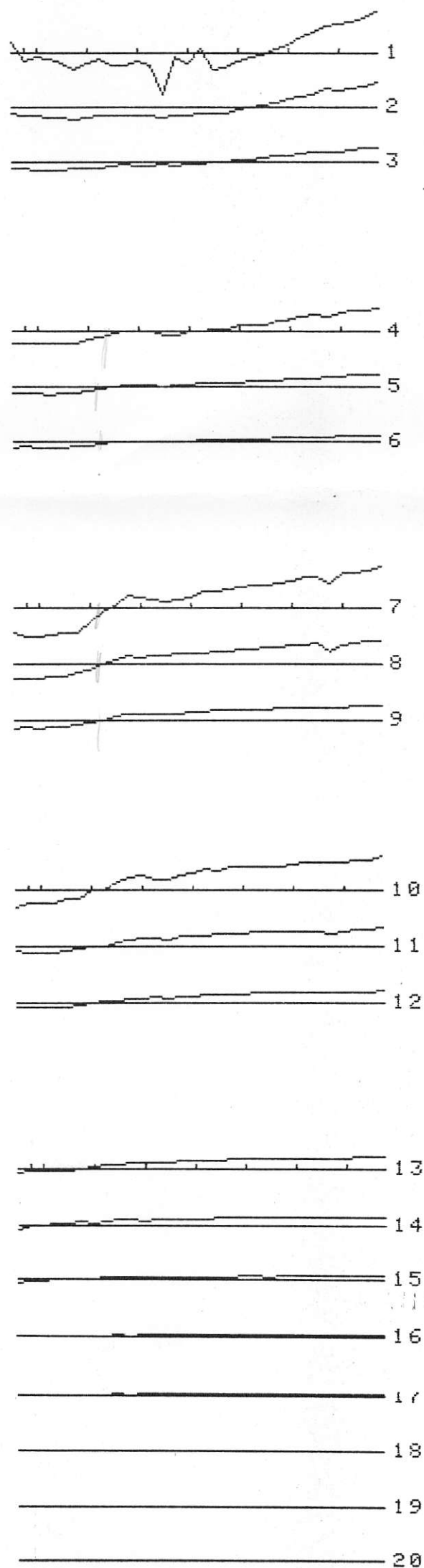
Data file L56NXD  
 LINE 56N X Component  
 ΔBX/Δt nV/m<sup>2</sup>

Channels	Scale
1 to 4	500.00
5 to 8	300.00
9 to 12	100.00
13 to 16	30.00
17 to 20	10.00



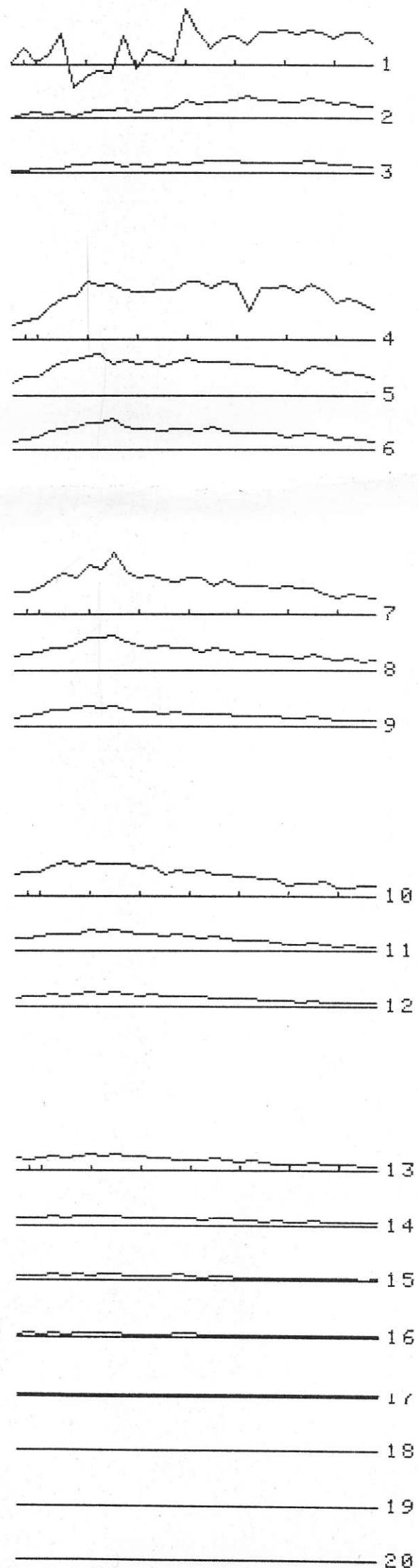

Data file L58SZD  
 LINE 58W Z Component  
 dBZ/dT (nV/Am<sup>2</sup>); TOFF corrected

Channels	Scale
1 to 3	500.00
4 to 6	200.00
7 to 9	20.00
10 to 12	5.00
13 to 20	3.00








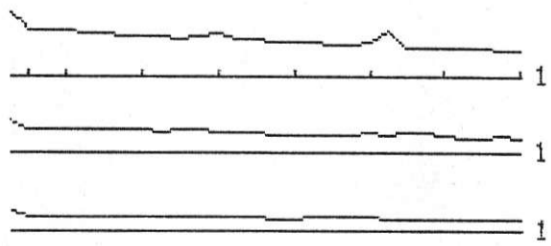

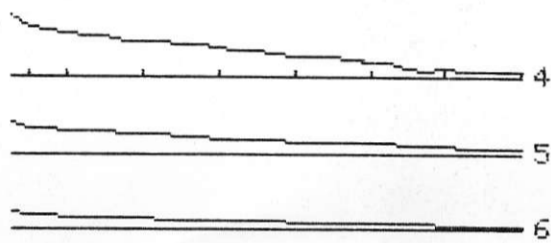


Data file L58SXD  
 LINE 58W X Component  
 dBX/dT (nV/Am<sup>2</sup>); TOFF corrected

Channels	Scale
1 to 3	500.00
4 to 6	60.00
7 to 9	20.00
10 to 12	6.00
13 to 20	3.00





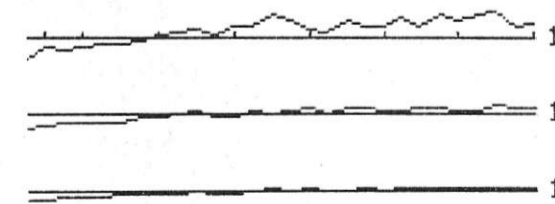

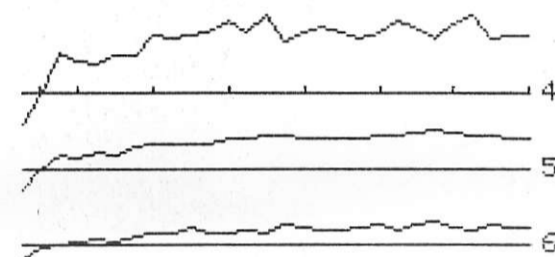
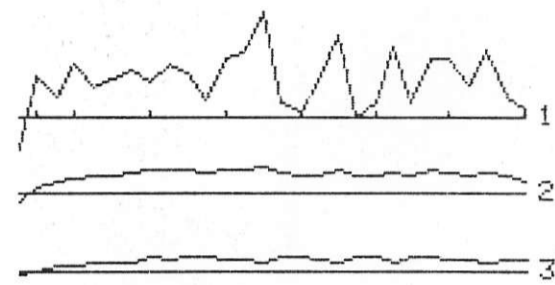

Data file L58WZD  
 LINE 58W Z Component  
 dBZ/dT (nV/Am<sup>2</sup>); TOFF corrected

Channels	Scale
1 to 3	600.00
4 to 6	200.00
7 to 9	20.00
10 to 12	6.00
13 to 20	3.00



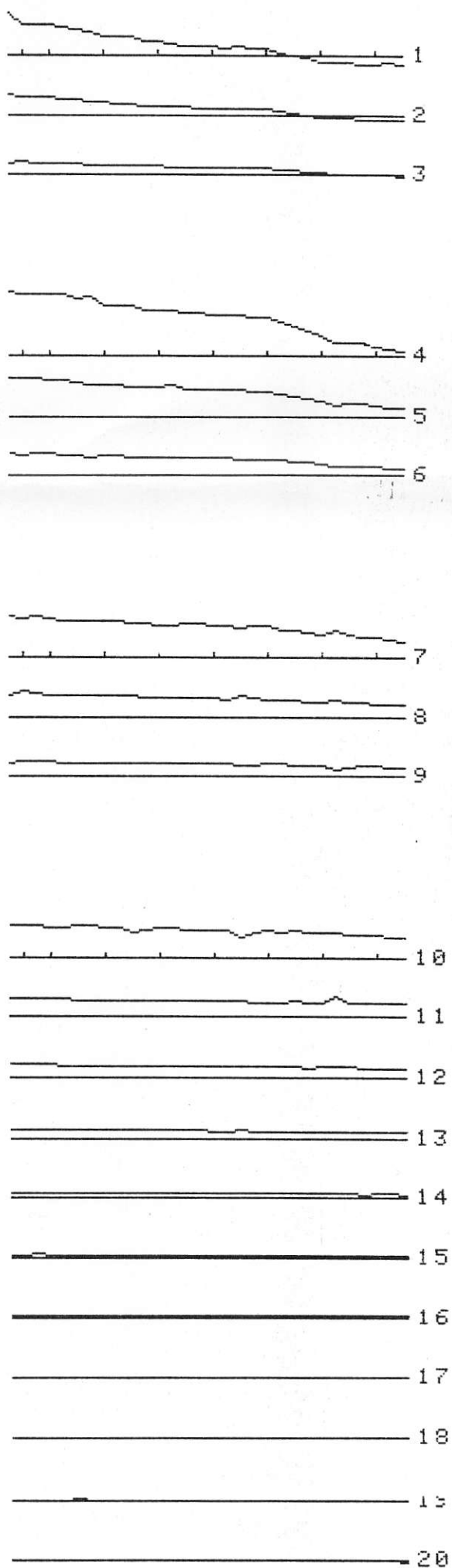
Data file L58WXD  
 LINE 58W X Component  
 dBX/dT (nV/Am<sup>2</sup>); TOFF corrected

Channels	Scale
1 to 3	500.00
4 to 6	60.00
7 to 9	20.00
10 to 12	5.00
13 to 20	3.00



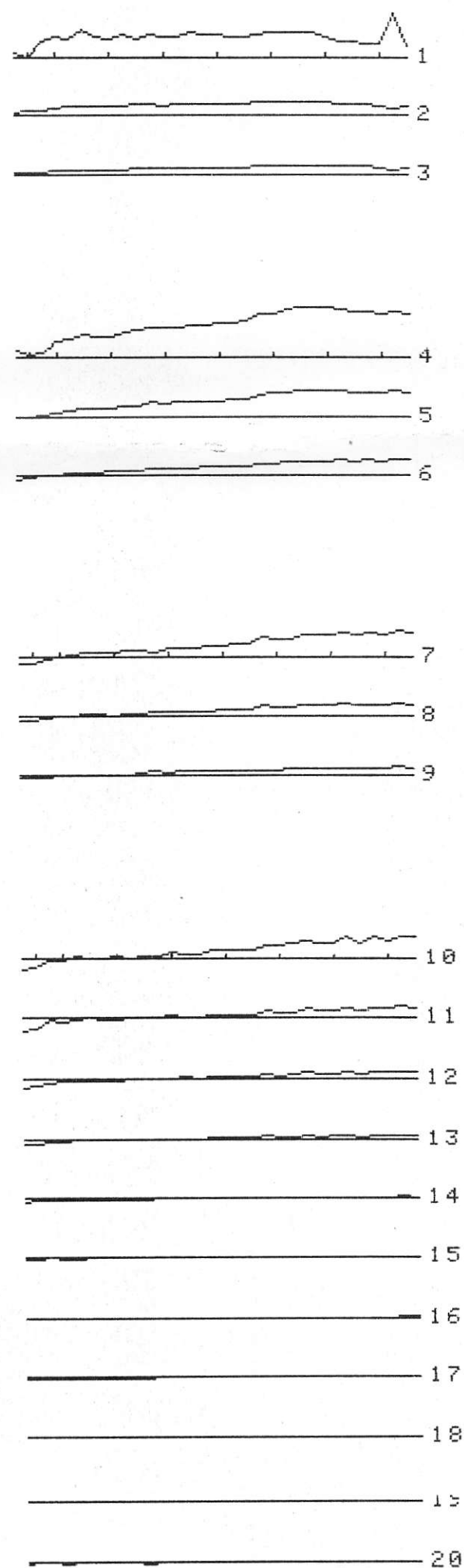

Data file L58N2D  
 LINE 58W Z Component  
 dBZ/dT (nV/Am<sup>2</sup>); TOFF corrected

Channels	Scale
1 to 3	500.00
4 to 6	60.00
7 to 9	20.00
10 to 20	5.00



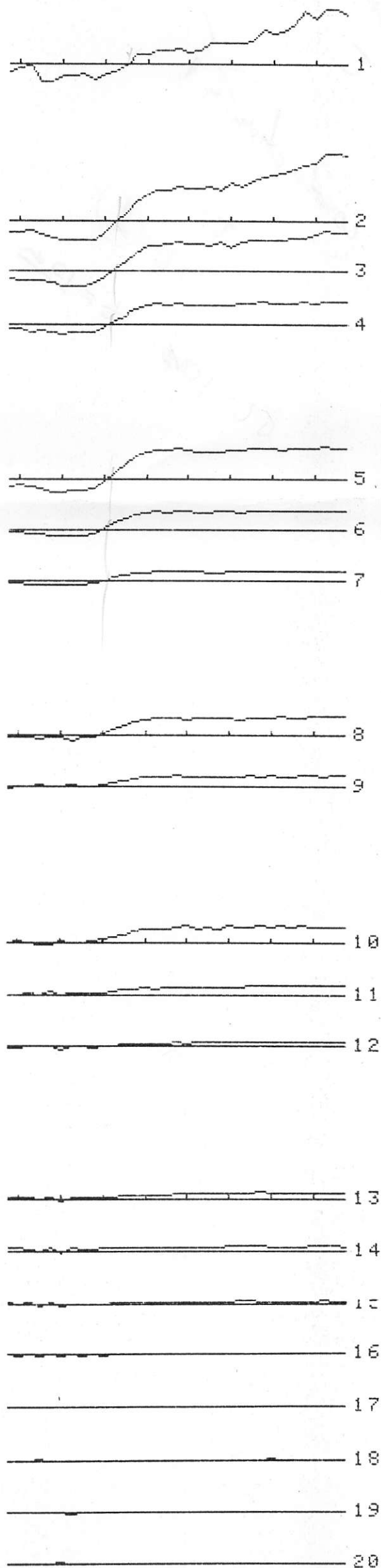
Data file L58NXD  
 LINE 58W X Component  
 dBX/dT (nV/Am<sup>2</sup>); TOFF corrected

Channels	Scale
1 to 3	500.00
4 to 6	60.00
7 to 9	20.00
10 to 20	3.00



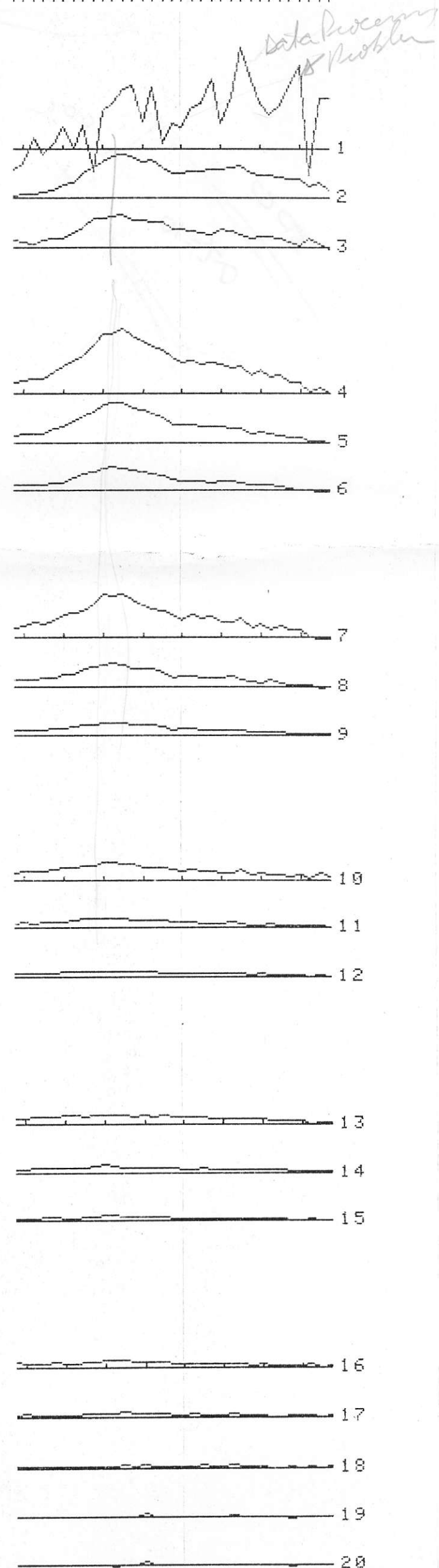

Data file L60S2R  
 LINE 60W Z Component  
 dBZ/dT (nV/Am<sup>2</sup>); TOFF corrected

Channels	Scale
1 to 1	500.00
2 to 4	250.00
5 to 7	100.00
8 to 9	30.00
10 to 12	10.00
13 to 20	5.00





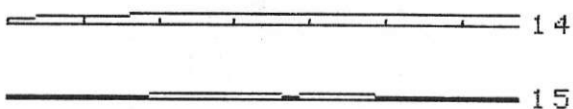
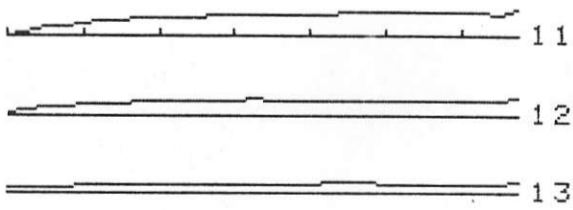
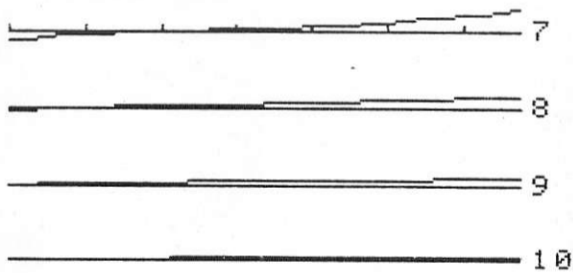
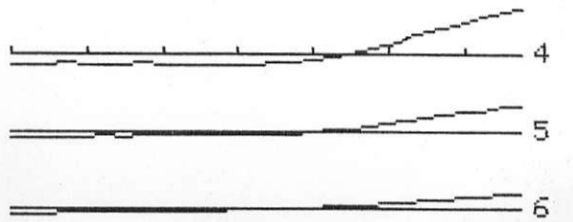
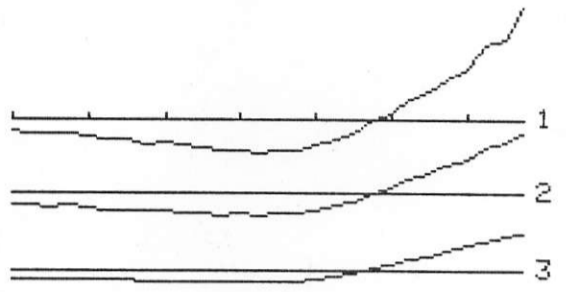

Data file L60SXD  
 LINE 60W X Component  
 dBX/dT (nV/Am<sup>2</sup>); TOFF corrected

Channels	Scale
1 to 3	300.00
4 to 6	100.00
7 to 9	30.00
10 to 12	10.00
13 to 15	3.00
16 to 20	1.00






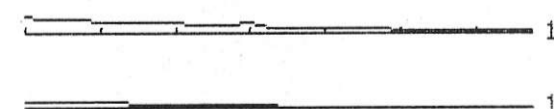
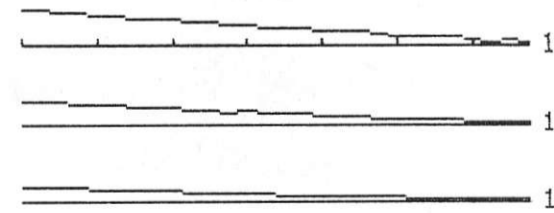
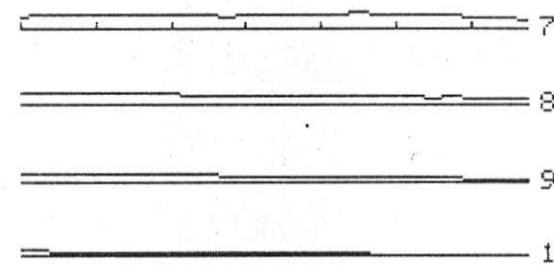
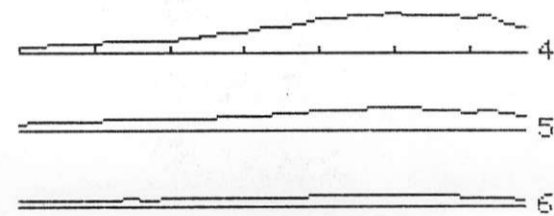

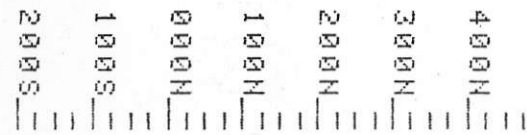
Data file L28WZD  
 LINE 28W Z Component  
 dBZ/dT (nV/Am<sup>2</sup>); TOFF corrected

Channels	Scale
1 to 3	500.00
4 to 6	250.00
7 to 10	100.00
11 to 13	10.00
14 to 20	5.00



Data file L28WXR  
 LINE 28W X Component  
 dBX/dT (nV/Am<sup>2</sup>); TOFF corrected

Channels	Scale
1 to 3	500.00
4 to 6	250.00
7 to 10	100.00
11 to 13	10.00
14 to 20	5.00



Data file L28WZD  
 LINE 28W Z Component  
 $\Delta BZ/\Delta t$  nV/m<sup>2</sup>

Data file L28WXD  
 LINE 28W X Component  
 $\Delta BX/\Delta t$  nV/m<sup>2</sup>

Channels	Scale
1 to 3	3000.00
4 to 6	1000.00
7 to 9	300.00
10 to 12	30.00
13 to 15	10.00
16 to 18	3.00
19 to 20	1.00

Channels	Scale
1 to 3	1000.00
4 to 6	300.00
7 to 10	100.00
11 to 13	30.00
14 to 16	10.00
17 to 20	1.00

