

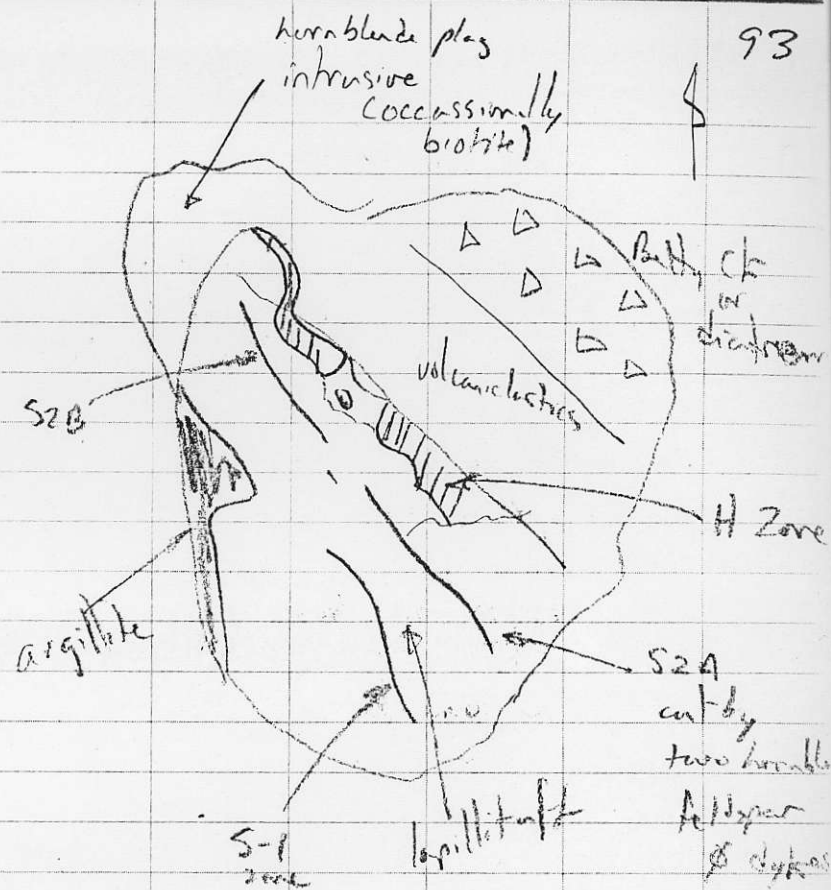
CLONE PROPERTY - HEMATITE

August 19, 1996

Rob Mueland Ed K
Tom S., Paul W. W. W.
Al, Raven W. W. W.

Discussion

- aspy associated with cobalt?
- chlorite shears with up to 40% An in gabbro/diabase
- S2a hematite and sulphide
- S zone only sulphides
- hematite to magnetite at depth
- associated in all three zones with cp
- rare aspy baronite
- no aspy at top of H
- aspy correlates with An
- Rob has mapped mostly hornblende plagioclase porphyry unit in ddk
- believes intrusive unit which I would tend to agree with



- chlorite and sericite alt. with chlorite alt. close to hematite

Photos - 4 or 5 shots coming into camp

Trench 25

- gold carrollites with C.S. aspy
- also pyrite and chalcite in a fragment

- just below it

Photos - 25, 26

- chl. + hematite + magnetite
shew

- pronounced bc along margin

DVL 96.60 - hematite zone - approx. location

Trench 13

Photos 27, 28 - and by strong hematite - grey.
- later epidote
- at least 1m margin of fractured rock

29 - bedded volcanoclastics
- sericitized, hematite

30, 31 - hematized dikes

95

Trench # 11

32, 33, 34

Trench # 4

DVL 96.61 & 62 - hematite zone
- slabbed sample with visible H

Trench

- low Silica Zone hole 24

Photo gabbro boulder

- chloritic shew zone with hematite patches

H1 Zone

- last trench visited - silice
- bedded specular hematite on fractures
- Photo - boulder on trench

Trench 65

S zone - sulphide zone

Photo - blue part

DVL 96.63 - chloritic zone with zones of aspy and pyrite
- the rock

Trench 81

Photos -

Aspy and pyrite, ~~aspy~~
- green silicates
- orthite - cobalt bloom
purple

DVL 96 64 - abundant cobalt bloom
on sample

DVL 96 65 - specularite, veinlets
cutting siliceous
hematite zone

Hole 18

30 m at 3oz
incl. 5m at 3oz, 0.2% Co

DVL 96-107-19 - pyrite with
arsenopyrite + magnetite
possibly aspy + mag cutting
pyrite
- high grade Au

DVL 96-10-20 - patchy pyrite,
granular, n.g., broken
cut by Qtz-carbonate
veinlets

- no magnetite
- w/ky chloritized

97

DVL 96-10-21 - cp in magnetite,
hematite and quartz
- 5 zone
~ 54 m

DVL 96-30 - can see some po
with pyrite
chloritized rocks with
narrower Qtz veinlets
are late, scattered
throughout property

Sample with v.t.g. visible gold in
hematite

Trench 33


kornblende plug intrusive - Ag,
weakly β - common around
old camp

Photo 96-10-22 - fractures with
hematite and
magnetite, follows
commencing fracture

Trench 201

Photo camp

Photo




Opic of volcanic bx with a wide variety of cherts
- pebble layer

slap
140

argillite with sericitized dyke?
with some aspy in places
- Au? - magic marker

Photo - on wood beam

wkly chloritic green - diss py
~ 5-15% - qtz - calcite veinlets



Geochem

Au correlates? with Cu, Co, Ag, As

- lots of barite in ~~soil~~
hole 19

- one hole had a value of 1000 ppb? y
- had an analysis of 1% Co
- up to 3-4% Cu in short intersections
- Cu occurs - malachite fairly common