
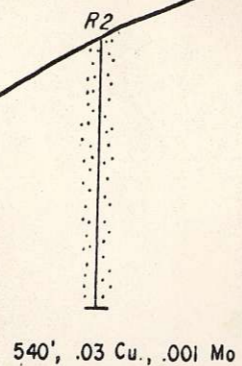


2000'

2000'


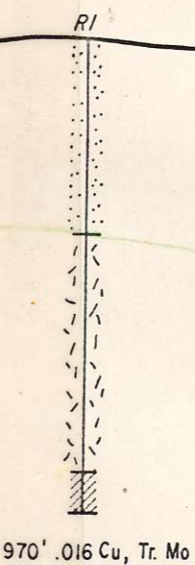
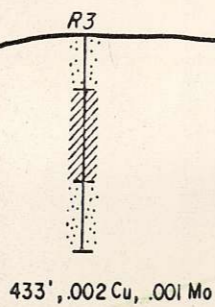
EAST - WEST SECTION



2000'




2000'

NORTH - SOUTH SECTION



DIORITE

LEGEND

-  QUARTZ PORPHYRY
-  GRANODIORITE
-  ANDESITE

RED HILL OPTION SECTIONS

673554

