

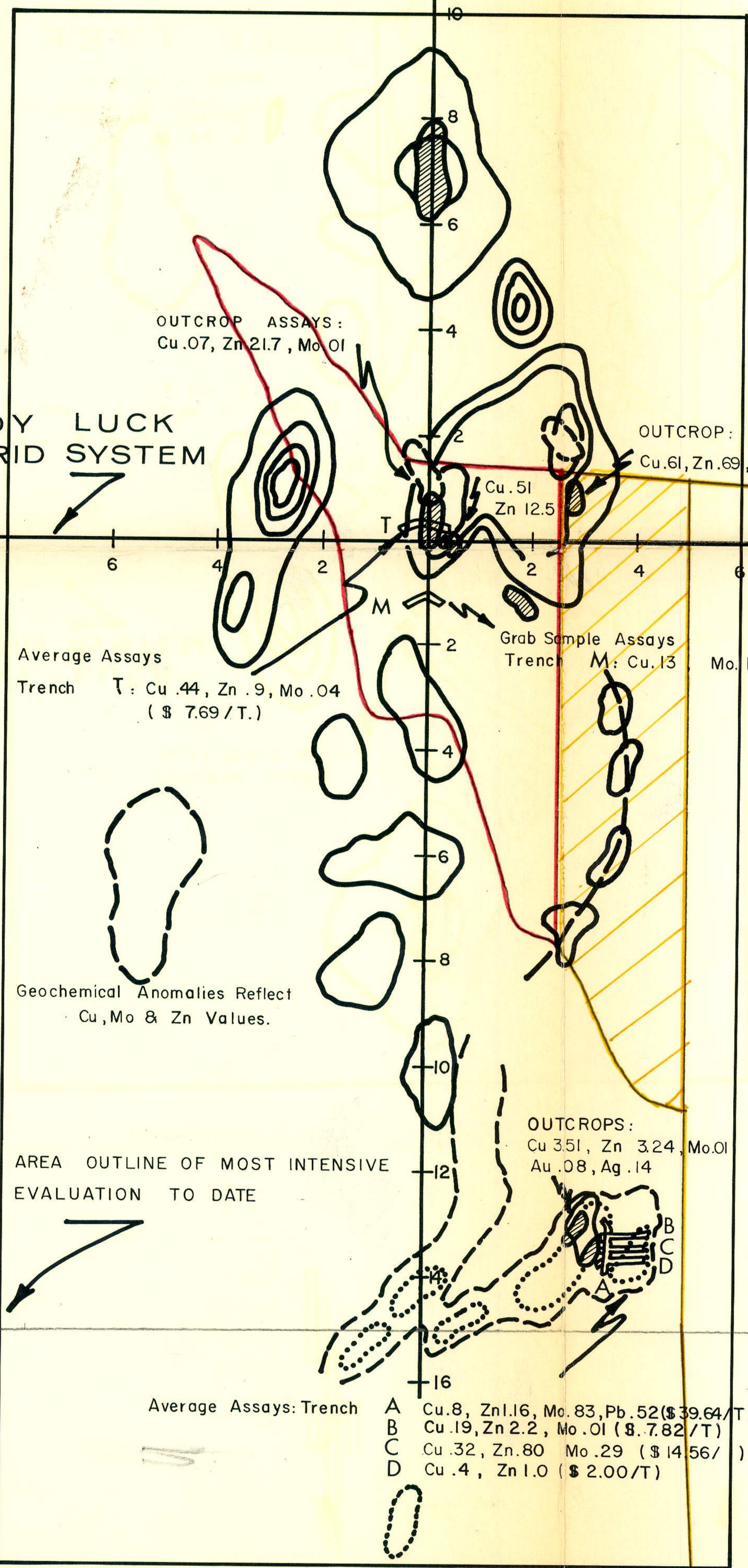


18 N
16
14
12
10

OUTCROP ASSAYS
Cu .55 , Zn 22.0 , Mo. .01 , Ag .6

LL4

LADY LUCK
GRID SYSTEM



OUTCROP ASSAYS:
Cu .07, Zn 21.7, Mo .01

OUTCROP:
Cu .61, Zn .69, Pb .40

Cu .51
Zn 12.5

Average Assays
Trench T: Cu .44, Zn .9, Mo .04
(\$ 7.69/T.)

Grab Sample Assays
Trench M: Cu .13 Mo .13.63

Geochemical Anomalies Reflect
Cu, Mo & Zn Values.

AREA OUTLINE OF MOST INTENSIVE
EVALUATION TO DATE





OUTCROPS:
Cu 3.51, Zn 3.24, Mo .01
Au .08, Ag .14

Average Assays: Trench
A Cu .8, Zn 1.16, Mo .83, Pb .52 (\$ 39.64/T)
B Cu .19, Zn 2.2, Mo .01 (\$ 7.82/T)
C Cu .32, Zn .80 Mo .29 (\$ 14.56/T)
D Cu .4, Zn 1.0 (\$ 2.00/T)


OUTCROP ASSAYS:
Cu .44, Mo .44

CREE LAKE MINING LTD. (N.P.L.)




LEGEND:

-  GEOPHYSICAL ANOMALIES
-  GEOCHEMICAL ANOMALIES
-  OUTCROPS
-  TRENCHES

SCALE : 1" = 200'
JAN. 6, 1967



671619

 Logged by Cree Lake
 Logged by Turner '69-71
 Logged by Turner at request of Cree Lake

LADY LUCK
GRID SYSTEM

OUTCROP ASSAYS:
Cu .07, Zn 21.7, Mo .01

OUTCROP:
Cu .61, Zn .69, Pb

Cu .51
Zn 12.5

Average Assays

Trench T: Cu .44, Zn .9, Mo .04
(\$ 7.69/T.)

Grab Sample Assays
Trench M: Cu .13, Mo .13.6

Geochemical Anomalies Reflect
Cu, Mo & Zn Values.

AREA OUTLINE OF MOST INTENSIVE
EVALUATION TO DATE

OUTCROPS:
Cu 3.51, Zn 3.24, Mo .01
Au .08, Ag .14

Average Assays: Trench

A	Cu .8, Zn 1.16, Mo .83, Pb .52 (\$39.64/T)
B	Cu .19, Zn 2.2, Mo .01 (\$ 7.82/T)
C	Cu .32, Zn .80 Mo .29 (\$ 14.56/)
D	Cu .4, Zn 1.0 (\$ 2.00/T)

