

SHEET NO. 1  
 267596/615  
 FILE NO. \_\_\_\_\_

# J. R. WILLIAMS & SON LTD.

MUTUAL 5-5821

PROVINCIAL ASSAYERS

580 NELSON STREET


671002

VANCOUVER 2, B. C., May 13th 1966

RESULTS of Assays made on samples of ore submitted by: **TAKLA SILVER MINES.**

MARK	Gold Oz. / Ton	Silver Oz. / Ton	Copper %	Zinc %	Nickel %	Pb. %	Co. %	Cd. %	Sb. %
14933 Core	0.01	0.15	0.09	Trace					
14934 "	0.005	0.30	0.10	Trace	Trace				
14935 "	0.01	0.25	0.10	Trace	Trace				
14936 "	0.10	1.10		3.50					
14937 "	0.02	0.60		9.45	Trace				
14938 "	0.01	0.70	Trace	0.12					
14939 "	0.005	0.35	Trace	Trace	Trace				
14940 "	0.05	0.30	Trace	Trace	Trace	Trace	Trace		
14941 "	0.06	0.65	Trace	0.95		0.10			
14942 "	0.02	0.35	Trace	7.00		0.08			
14943 "	0.01	0.10	Trace	Trace	Trace	0.40	Trace		
14944 "	0.03	0.45	Trace	12.20				0.07	
Sample #1 Drift		59.40		Trace		1.15			1.43
" #2 "		14.40		Trace		0.05			0.55
" #3 "		3.00		Trace		Trace			0.45
" #4 "		5.70		Trace		Trace			0.40
" #5 "		0.80		Trace		Trace			0.30
" #6 "		0.10		Trace		Trace			0.43
" #7 "		0.65		Trace		Trace			0.22
" #8 "		0.10		Trace		Trace			0.37

Assays made by:



**PROVINCIAL ASSAYERS**

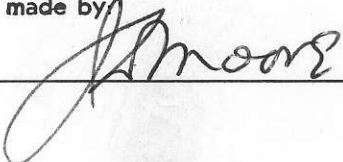
580 NELSON STREET

VANCOUVER 2, B. C., May 13th 1966

RESULTS of Assays made on samples of ore submitted by: **TAKLA SILVER MINES.**

MARK	Gold Oz. /Ton	Silver Oz. /Ton	Copper %	Zinc %	Nickel %	Pb. %	Co. %	Cd. %	Sb. %
14933 Core	0.01	0.15	0.09	Trace					
14934 "	0.005	0.30	0.10	Trace	Trace				
14935 "	0.01	0.25	0.10	Trace	Trace				
14936 "	0.10	1.10		3.50					
14937 "	0.02	0.60		9.45	Trace				
14938 "	0.01	0.70	Trace	0.12					
14939 "	0.005	0.35	Trace	Trace	Trace				
14940 "	0.05	0.30	Trace	Trace	Trace	Trace	Trace		
14941 "	0.06	0.65	Trace	0.95		0.10			
14942 "	0.02	0.35	Trace	7.00		0.08			
14943 "	0.01	0.10	Trace	Trace	Trace	0.40	Trace		
14944 "	0.03	0.45	Trace	12.20				0.07	
Sample #1 Drift		59.40		Trace		1.15			1.43
" #2 "		14.40		Trace		0.05			0.55
" #3 "		3.00		Trace		Trace			0.45
" #4 "		5.70		Trace		Trace			0.40
" #5 "		0.80		Trace		Trace			0.30
" #6 "		0.10		Trace		Trace			0.43
" #7 "		0.65		Trace		Trace			0.22
" #8 "		0.10		Trace		Trace			0.37

Assays made by



PROVINCIAL ASSAYERS


580 NELSON STREET

VANCOUVER 2, B. C., May 13th 1966

RESULTS of Assays made on samples of ore submitted by: **TAKLA SILVER MINES.**

MARK	Gold Oz. /Ton	Silver Oz. /Ton	Copper %	Zinc %	Nickel %	Pb. %	Co. %	Cd. %	Sb. %
14933 Core	0.01	0.15	0.09	Trace					
14934 "	0.005	0.30	0.10	Trace	Trace				
14935 "	0.01	0.25	0.10	Trace	Trace				
14936 "	0.10	1.10		3.50					
14937 "	0.02	0.60		9.45	Trace				
14938 "	0.01	0.70	Trace	0.12					
14939 "	0.005	0.35	Trace	Trace	Trace				
14940 "	0.05	0.30	Trace	Trace	Trace	Trace	Trace		
14941 "	0.06	0.65	Trace	0.95		0.10			
14942 "	0.02	0.35	Trace	7.00		0.08			
14943 "	0.01	0.10	Trace	Trace	Trace	0.40	Trace		
14944 "	0.03	0.45	Trace	12.20				0.07	
Sample #1 Drift		59.40		Trace		1.15			1.43
" #2 "		14.40		Trace		0.05			0.55
" #3 "		3.00		Trace		Trace			0.45
" #4 "		5.70		Trace		Trace			0.40
" #5 "		0.80		Trace		Trace			0.30
" #6 "		0.10		Trace		Trace			0.43
" #7 "		0.65		Trace		Trace			0.22
" #8 "		0.10		Trace		Trace			0.37

Assays made by



**PROVINCIAL ASSAYERS**


580 NELSON STREET

VANCOUVER 2, B. C. May 13th 1966

RESULTS of Assays made on samples of ore submitted by: **TAKLA SILVER MINES.**

MARK	Gold Oz. / Ton	Silver Oz. / Ton	Copper %	Zinc %	Nickel %	Pb. %	Co. %	Cd. %	Sb. %
14933 Core	0.01	0.15	0.09	Trace					
14934 "	0.005	0.30	0.10	Trace	Trace				
14935 "	0.01	0.25	0.10	Trace	Trace				
14936 "	0.10	1.10		3.50					
14937 "	0.02	0.60		9.45	Trace				
14938 "	0.01	0.70	Trace	0.12					
14939 "	0.005	0.35	Trace	Trace	Trace				
14940 "	0.05	0.30	Trace	Trace	Trace	Trace	Trace		
14941 "	0.06	0.65	Trace	0.95		0.10			
14942 "	0.02	0.35	Trace	7.00		0.08			
14943 "	0.01	0.10	Trace	Trace	Trace	0.40	Trace		
14944 "	0.03	0.45	Trace	12.20				0.07	
Sample #1 Drift		59.40		Trace		1.15			1.43
" #2 "		14.40		Trace		0.05			0.55
" #3 "		3.00		Trace		Trace			0.45
" #4 "		5.70		Trace		Trace			0.40
" #5 "		0.80		Trace		Trace			0.30
" #6 "		0.10		Trace		Trace			0.43
" #7 "		0.65		Trace		Trace			0.22
" #8 "		0.10		Trace		Trace			0.37

Assays made by



CERTIFICATE OF ASSAY

File #265621

J. R. WILLIAMS & SON LTD.

PROVINCIAL ASSAYERS AND CHEMISTS

Office and Laboratory:

580 Nelson Street, Vancouver 2, B. C.

I **Hereby Certify** that the following are the results of assays made by me upon samples of ORE herein described and received from Messrs. Takla Silver Mines Ltd. March 18th 1966

MARKED	GOLD		SILVER		Copper		Lead		GROSS TOTAL VALUE  (2000 lbs.) Per Ton Zinc %
	Ounces Per Ton	Value Per Ton	Ounces Per Ton	Value Per Ton	Per Cent.	Value Per Ton	Per Cent.	Value Per Ton	
14926	0.01	\$	0.65	\$	Trace	\$	0.18	\$	11.00

Gold calculated at \$.....per ounce.


Silver calculated at.....cents per ounce.

NOTE—Pulps of Samples retained 2 months from date of Receipt.  
Rejects 1 week unless otherwise instructed.

Calculated at.....cents per lb.

Calculated at.....cents per lb.

Calculated at.....cents per lb.



Provincial Assayer.

CERTIFICATE OF ASSAY

File # 265449/457

J. R. WILLIAMS & SON LTD.

PROVINCIAL ASSAYERS AND CHEMISTS

Office and Laboratory:

580 Nelson Street, Vancouver 2, B. C.

**I Hereby Certify** that the following are the results of assays made by me upon samples of Ore  
 herein described and received from M. Takla Silver Mines. March 14th. 1966.

MARKED	GOLD		SILVER		Copper		Lead		GROSS TOTAL VALUE
	Ounces Per Ton	Value Per Ton	Ounces Per Ton	Value Per Ton	Per Cent.	Value Per Ton	Per Cent.	Value Per Ton	(2000 lbs.) Per Ton
		\$		\$		\$		\$	<del>XXXXXX</del> <del>XXXXXX</del> <u>Zinc %</u>
#14923	0.01		0.20		Trace		0.10		0.50
14924-31	0.02		0.60		Trace		Trace		20.30
14925	0.03		0.70		0.03		0.15		6.25
14926	0.035		0.55		Trace		0.20		0.19
14927	0.11		0.80		0.03		Trace		8.80
14928	0.01		0.55		Trace		0.50		4.18
14929	0.14		0.60		0.28		0.43		9.25
14930	0.10		0.55		Trace		Trace		12.25
14932	0.08		0.25		0.15		0.30		0.12

Gold calculated at \$.....per ounce.


Silver calculated at.....cents per ounce.

Calculated at.....cents per lb.

Calculated at.....cents per lb.

Calculated at.....cents per lb.

NOTE—Pulps of Samples retained 2 months from date of Receipt.  
 Rejects 1 week unless otherwise instructed.

 Provincial Assayer.

CERTIFICATE OF ASSAY

File # 265449/457

J. R. WILLIAMS & SON LTD.

PROVINCIAL ASSAYERS AND CHEMISTS

Office and Laboratory:

580 Nelson Street, Vancouver 2, B. C.

**I Hereby Certify** that the following are the results of assays made by me upon samples of Ore herein described and received from M. Takla Silver Mines. March 14th. 1966.

MARKED	GOLD		SILVER		Copper		Lead		GROSS TOTAL VALUE
	Ounces Per Ton	Value Per Ton	Ounces Per Ton	Value Per Ton	Per Cent.	Value Per Ton	Per Cent.	Value Per Ton	(2000 lbs.) XXXXXX Per Ton
		\$		\$		\$		\$	Zinc %
#14923	0.01		0.20		Trace		0.10		0.50
14924-31	0.02		0.60		Trace		Trace		20.30
14925	0.03		0.70		0.03		0.15		6.25
14926	0.035		0.55		Trace		0.20		0.19
14927	0.11		0.80		0.03		Trace		8.80
14928	0.01		0.55		Trace		0.50		4.18
14929	0.14		0.60		0.28		0.43		9.25
14930	0.10		0.55		Trace		Trace		12.25
14932	0.08		0.25		0.15		0.30		0.12

Gold calculated at \$.....per ounce.


Silver calculated at.....cents per ounce.

Calculated at.....cents per lb.

Calculated at.....cents per lb.

Calculated at.....cents per lb.

NOTE—Pulps of Samples retained 2 months from date of Receipt.  
Rejects 1 week unless otherwise instructed.

 Provincial Assayer.

CERTIFICATE OF ASSAY

J. R. WILLIAMS & SON LTD.

PROVINCIAL ASSAYERS AND CHEMISTS

Office and Laboratory:

580 Nelson Street, Vancouver 2, B. C.

I **Hereby Certify** that the following are the results of assays made by me upon samples of Ore herein described and received from M. Takla Silver Mines. February 22nd 1966.

*Symbolic*

*Symbolic  
in M pits  
4-13 zone.*

MARKED	GOLD		SILVER		Copper		Zinc		GROSS TOTAL VALUE (2000 lbs.) Per Ton
	Ounces Per Ton	Value Per Ton	Ounces Per Ton	Value Per Ton	Per Cent.	Value Per Ton	Per Cent.	Value Per Ton	
1. A	0.005	\$	0.20	\$	Trace	\$	Trace	\$	\$
<del>2. A</del>	<del>0.02</del>		<del>1.25</del>		<del>10.80</del>				
<del>3. A</del>	<del>0.02</del>		<del>0.95</del>		<del>6.30</del>				
14915	0.01		Trace		0.15		Trace		
14916	Trace		Trace		0.12		Trace		
14917	0.005		Trace		0.12		Trace		
14918	0.10		6.65		Trace		Trace		
14919	Trace		Trace		0.11		Trace		
14920	Trace		0.30		0.02		Trace		

*} not Takla Silver (Moss)*

Gold calculated at \$ \_\_\_\_\_ per ounce.

Silver calculated at \_\_\_\_\_ cents per ounce.

NOTE—Pulps of Samples retained 2 months from date of Receipt.  
Rejects 1 week unless otherwise instructed.

Calculated at \_\_\_\_\_ cents per lb.

Calculated at \_\_\_\_\_ cents per lb.

Calculated at \_\_\_\_\_ cents per lb.

*J. Moss*

Provincial Assayer.