

104P 12

020246

TAURUS MINES		07/18/19	44
Dan Dumaine - Engineer			
John Westra - Mine Mgr			
Underground			
33 + 34 levels			
low & FET			
Graphite area			
5 East - pyrite			
1970's	Hanna	3600 level	- now ventilation
1979 → 1980	United Team		
		Production summer 1982	John came -
		Summer 83	3638DE developed
		3500 level	- mined + developed to east end
			- N cross cuts
		THRUST	- moves everything east
			- decline developed to 34 level
		↓ 84	34 level developed
		late 84 - 85	Gold off - shut down
		Reopened	- declined to 3300 level
		1987	Devil 3300 level, some on 34

REVILLI CROSBY INC 46 LM

CASSIAR/Taurus

Develop 3700 + pyrite
zones (S + W)

Mill will operate at
~ 150 TPD

Stockpiling ore

Cut off ~ 0.1

The Incline -

3348 x cut south

Came up above the
low & set + got good
grade 90% veins

Low & ft zone + Pyrite zone
- grades variable


Veins ENE / dip south

Ground is good - some minor problems in pyrite area

Qtz veins in pyrite + Qtz

Decline @ 3400 level -

✓ ① photo



one scoop IST

3348 incline

zone of c9 py xls in sheared graphitic CR

②

photo

CR pyrite locality to 302 Au

3348 - X cut

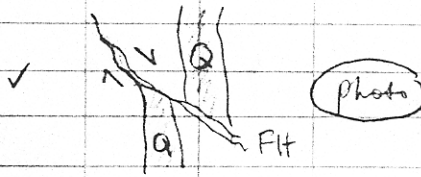

photo of anastomosing

qtz veins with cq

py CR

vein has pockets of
pyrite

• Graphite are not
aggregated - py ore is




Present face 3300
level

qtz graph show

above & below - very low ϕ

- The flat fault

W end of 3300 level



Back to 3400 level

✓ Photo Banded vein - no scale
but 0.5 m wide

Qtz veins loc have banded
borders

stopes - narrow - hold up well

Qt- vein locally banded

a number of rel high ϕ
young faults

- local silicified zones