

PLATE # 4

ERICKSEN - ASHBY  
CROSS - SECTIONS




SCALE: 1" = 200'

MAPPED BY: G.R. BERNIUS

JULY 1963

019916

LEGEND

-  LIMESTONE
-  VOLCANICS
-  MINERALIZED AREAS