
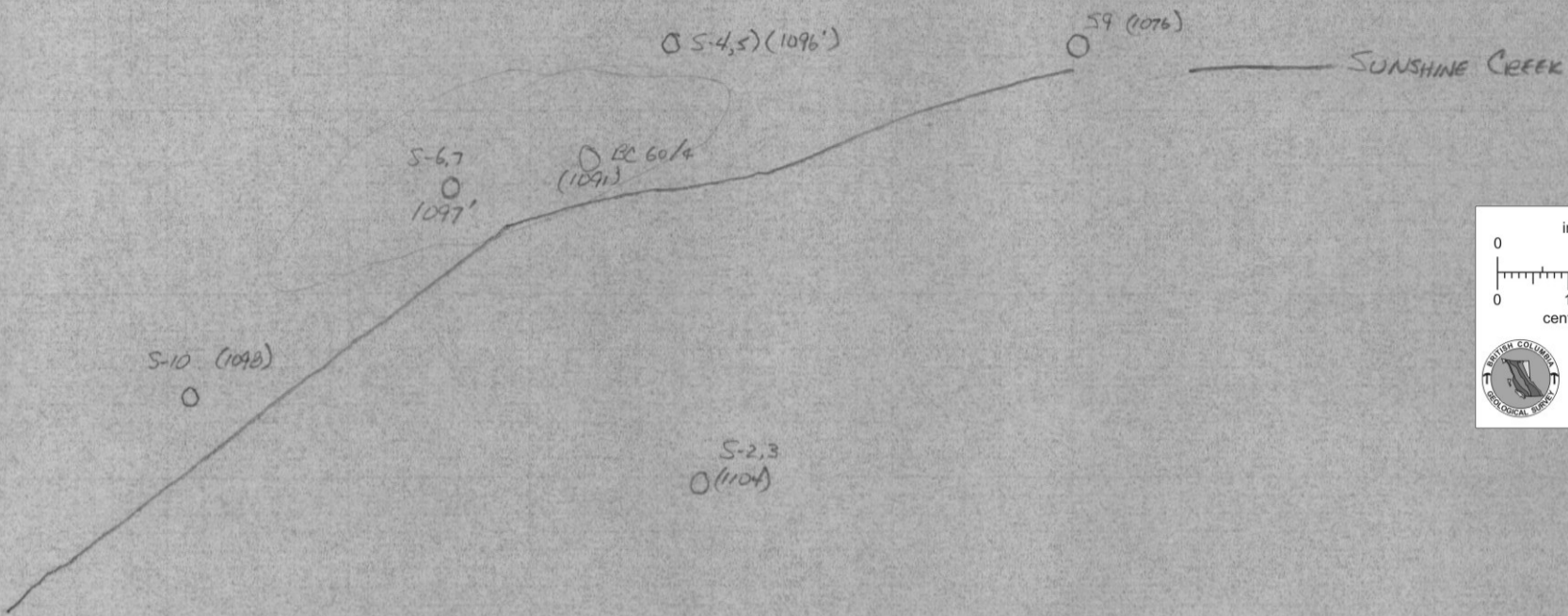
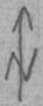


0 58 (110')



S-10 (1090)

S-6,7  
1097'

EC 60/4  
(1091)

S-4,5 (1096')

59 (1076)

SUNSHINE CREEK

S-2,3  
(1104)

S-11,12  
(1123')

S-1 (1134')

S-16  
(1138')

S-19  
(1180)

S-13,14  
(1182)

S-17  
(1184)

S-20  
(1182')

S-21 (40' West) →

S-24 (1241)


S-25  
(1240)

S-18  
(1227')

S-23  
(1245')

S-26 (1220')

S-22 (1203')



SILURIAN CHIEFTAIN - ROUND CK  
SUNSHINE CK DRILL HOLE LOCATIONS  
1" = 20'

S-2  
(1302')

018406