
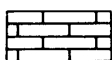

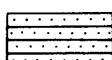



LEGEND

-  Slate, argillite
-  Bedded, crystalline limestone
-  Sheared, schistose limestone; sericite schist, phyllite
-  Hydrothermally altered limestone; mainly ferrodolomite, dolomite; much barite
-  Area of sulphide mineralization, mainly galena





- Area of stripping or trenching 
- Fault or shear zone 
- Bedding 
- Schistosity 
- Mineral occurrence (lead, zinc) xPb, Zn
- Claim posts □ C.P.

Figure 18
 Sketch of surface geology on Beveley mineral claims,
 Aiken Lake map-area, British Columbia

Approximate Scale of Feet
 250 0 250 500

inches
 0 1
 centimetres
 0 1 2

To accompany Memoir 274 by E. F. Roots

