

RED ROSE MINE - 300 LEVEL

Scale :- 1" = 20'



TAL

Joint with gouge

300
X-CUT

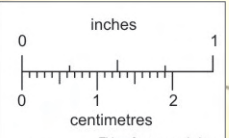
550 RAISE

F. di. or
pass slightly
porphyritic

Fid.

F. di.

F. di.

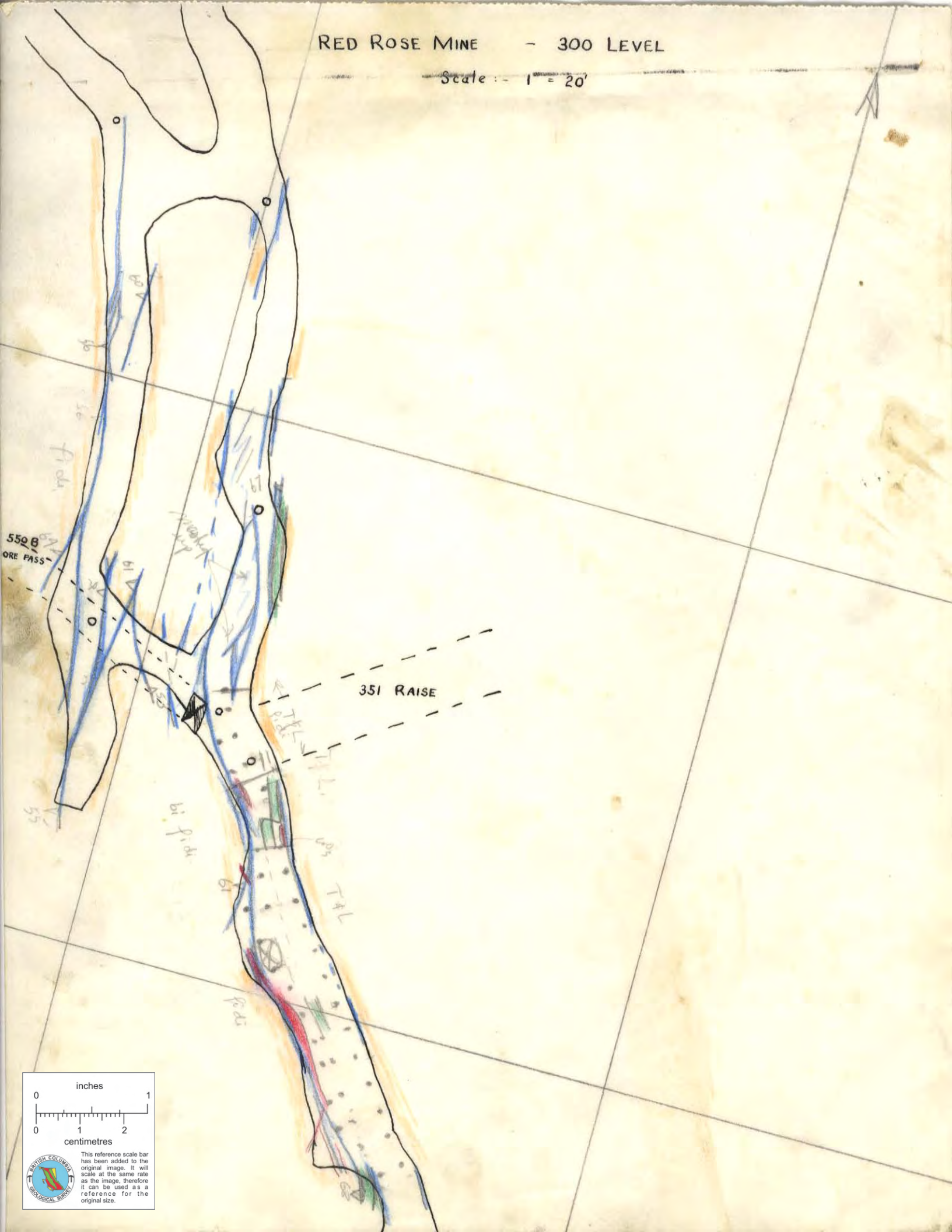


BRITISH COLUMBIA GEOLOGICAL SURVEY
This reference scale bar has been added to the original image. It will scale at the same rate as the image, therefore it can be used as a reference for the original size.

016101

RED ROSE MINE - 300 LEVEL

Scale: - 1" = 20'



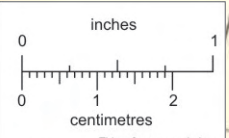
0 1
inches

0 1 2
centimetres

This reference scale bar has been added to the original image. It will scale at the same rate as the image, therefore it can be used as a reference for the original size.

RED ROSE MINE - 300 LEVEL

Scale :- 1" = 20'



BRITISH COLUMBIA GEOLOGICAL SURVEY
This reference scale bar has been added to the original image. It will scale at the same rate as the image, therefore it can be used as a reference for the original size.

fract. quartz
to pidi or
f p # 5
platy phenocrysts
of R.R. schism
± on surface