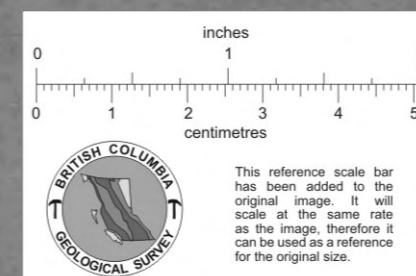


N.G.



TOPLEY RICHFIELD MINE  
ASSAY PLAN  
Scale 1"=30ft.  
PLATE 2.


93L/9E  
93L-18

015467





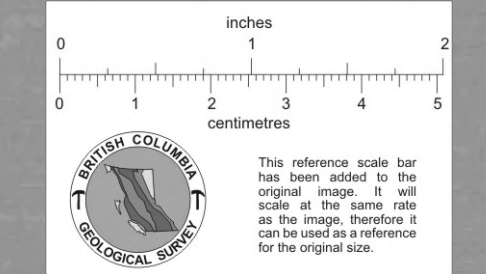
| W.D.N. |        | N.E.L. |        |
|--------|--------|--------|--------|
| #      | W.D.N. | #      | N.E.L. |
| 1      | 20.00  | 1      | 20.00  |
| 2      | 20.10  | 2      | 20.10  |
| 3      | 20.20  | 3      | 20.20  |
| 4      | 20.30  | 4      | 20.30  |
| 5      | 20.40  | 5      | 20.40  |
| 6      | 20.50  | 6      | 20.50  |
| 7      | 21.00  | 7      | 21.00  |
| 8      | 21.10  | 8      | 21.10  |
| 9      | 21.20  | 9      | 21.20  |
| 10     | 21.30  | 10     | 21.30  |
| 11     | 21.40  | 11     | 21.40  |
| 12     | 21.50  | 12     | 21.50  |
| 13     | 22.00  | 13     | 22.00  |
| 14     | 22.10  | 14     | 22.10  |
| 15     | 22.20  | 15     | 22.20  |
| 16     | 22.30  | 16     | 22.30  |
| 17     | 22.40  | 17     | 22.40  |
| 18     | 22.50  | 18     | 22.50  |
| 19     | 23.00  | 19     | 23.00  |
| 20     | 23.10  | 20     | 23.10  |
| 21     | 23.20  | 21     | 23.20  |
| 22     | 23.30  | 22     | 23.30  |
| 23     | 23.40  | 23     | 23.40  |
| 24     | 23.50  | 24     | 23.50  |
| 25     | 24.00  | 25     | 24.00  |
| 26     | 24.10  | 26     | 24.10  |
| 27     | 24.20  | 27     | 24.20  |
| 28     | 24.30  | 28     | 24.30  |
| 29     | 24.40  | 29     | 24.40  |
| 30     | 24.50  | 30     | 24.50  |
| 31     | 25.00  | 31     | 25.00  |
| 32     | 25.10  | 32     | 25.10  |
| 33     | 25.20  | 33     | 25.20  |
| 34     | 25.30  | 34     | 25.30  |
| 35     | 25.40  | 35     | 25.40  |
| 36     | 25.50  | 36     | 25.50  |
| 37     | 26.00  | 37     | 26.00  |
| 38     | 26.10  | 38     | 26.10  |
| 39     | 26.20  | 39     | 26.20  |
| 40     | 26.30  | 40     | 26.30  |
| 41     | 26.40  | 41     | 26.40  |
| 42     | 26.50  | 42     | 26.50  |
| 43     | 27.00  | 43     | 27.00  |
| 44     | 27.10  | 44     | 27.10  |
| 45     | 27.20  | 45     | 27.20  |
| 46     | 27.30  | 46     | 27.30  |
| 47     | 27.40  | 47     | 27.40  |
| 48     | 27.50  | 48     | 27.50  |
| 49     | 28.00  | 49     | 28.00  |
| 50     | 28.10  | 50     | 28.10  |
| 51     | 28.20  | 51     | 28.20  |
| 52     | 28.30  | 52     | 28.30  |
| 53     | 28.40  | 53     | 28.40  |
| 54     | 28.50  | 54     | 28.50  |
| 55     | 29.00  | 55     | 29.00  |
| 56     | 29.10  | 56     | 29.10  |
| 57     | 29.20  | 57     | 29.20  |
| 58     | 29.30  | 58     | 29.30  |
| 59     | 29.40  | 59     | 29.40  |
| 60     | 29.50  | 60     | 29.50  |
| 61     | 30.00  | 61     | 30.00  |
| 62     | 30.10  | 62     | 30.10  |
| 63     | 30.20  | 63     | 30.20  |
| 64     | 30.30  | 64     | 30.30  |
| 65     | 30.40  | 65     | 30.40  |
| 66     | 30.50  | 66     | 30.50  |
| 67     | 31.00  | 67     | 31.00  |
| 68     | 31.10  | 68     | 31.10  |
| 69     | 31.20  | 69     | 31.20  |
| 70     | 31.30  | 70     | 31.30  |
| 71     | 31.40  | 71     | 31.40  |
| 72     | 31.50  | 72     | 31.50  |
| 73     | 32.00  | 73     | 32.00  |
| 74     | 32.10  | 74     | 32.10  |
| 75     | 32.20  | 75     | 32.20  |
| 76     | 32.30  | 76     | 32.30  |
| 77     | 32.40  | 77     | 32.40  |
| 78     | 32.50  | 78     | 32.50  |
| 79     | 33.00  | 79     | 33.00  |
| 80     | 33.10  | 80     | 33.10  |
| 81     | 33.20  | 81     | 33.20  |
| 82     | 33.30  | 82     | 33.30  |
| 83     | 33.40  | 83     | 33.40  |
| 84     | 33.50  | 84     | 33.50  |
| 85     | 34.00  | 85     | 34.00  |
| 86     | 34.10  | 86     | 34.10  |
| 87     | 34.20  | 87     | 34.20  |
| 88     | 34.30  | 88     | 34.30  |
| 89     | 34.40  | 89     | 34.40  |
| 90     | 34.50  | 90     | 34.50  |
| 91     | 35.00  | 91     | 35.00  |
| 92     | 35.10  | 92     | 35.10  |
| 93     | 35.20  | 93     | 35.20  |
| 94     | 35.30  | 94     | 35.30  |
| 95     | 35.40  | 95     | 35.40  |
| 96     | 35.50  | 96     | 35.50  |
| 97     | 36.00  | 97     | 36.00  |
| 98     | 36.10  | 98     | 36.10  |
| 99     | 36.20  | 99     | 36.20  |
| 100    | 36.30  | 100    | 36.30  |



**TOPLEY RICHFIELD MINING Co. Ltd.**  
 ASSAY PLAN *Note - Order of assays*  
 Scale 1"=30ft. *N.W. with A. B. G. L.*  
**PLATE I.**



| N° RAISE NORTH |     | N° 2XCE |     | N° 1 DR N |     | N° 2 DR N |     | N° 1 DR S |     | N° 3 DR N |     |
|----------------|-----|---------|-----|-----------|-----|-----------|-----|-----------|-----|-----------|-----|
| N              | W   | N       | W   | N         | W   | N         | W   | N         | W   | N         | W   |
| 100            | 100 | 100     | 100 | 100       | 100 | 100       | 100 | 100       | 100 | 100       | 100 |
| 101            | 101 | 101     | 101 | 101       | 101 | 101       | 101 | 101       | 101 | 101       | 101 |
| 102            | 102 | 102     | 102 | 102       | 102 | 102       | 102 | 102       | 102 | 102       | 102 |
| 103            | 103 | 103     | 103 | 103       | 103 | 103       | 103 | 103       | 103 | 103       | 103 |
| 104            | 104 | 104     | 104 | 104       | 104 | 104       | 104 | 104       | 104 | 104       | 104 |
| 105            | 105 | 105     | 105 | 105       | 105 | 105       | 105 | 105       | 105 | 105       | 105 |
| 106            | 106 | 106     | 106 | 106       | 106 | 106       | 106 | 106       | 106 | 106       | 106 |
| 107            | 107 | 107     | 107 | 107       | 107 | 107       | 107 | 107       | 107 | 107       | 107 |
| 108            | 108 | 108     | 108 | 108       | 108 | 108       | 108 | 108       | 108 | 108       | 108 |
| 109            | 109 | 109     | 109 | 109       | 109 | 109       | 109 | 109       | 109 | 109       | 109 |
| 110            | 110 | 110     | 110 | 110       | 110 | 110       | 110 | 110       | 110 | 110       | 110 |
| 111            | 111 | 111     | 111 | 111       | 111 | 111       | 111 | 111       | 111 | 111       | 111 |
| 112            | 112 | 112     | 112 | 112       | 112 | 112       | 112 | 112       | 112 | 112       | 112 |
| 113            | 113 | 113     | 113 | 113       | 113 | 113       | 113 | 113       | 113 | 113       | 113 |
| 114            | 114 | 114     | 114 | 114       | 114 | 114       | 114 | 114       | 114 | 114       | 114 |
| 115            | 115 | 115     | 115 | 115       | 115 | 115       | 115 | 115       | 115 | 115       | 115 |
| 116            | 116 | 116     | 116 | 116       | 116 | 116       | 116 | 116       | 116 | 116       | 116 |
| 117            | 117 | 117     | 117 | 117       | 117 | 117       | 117 | 117       | 117 | 117       | 117 |
| 118            | 118 | 118     | 118 | 118       | 118 | 118       | 118 | 118       | 118 | 118       | 118 |
| 119            | 119 | 119     | 119 | 119       | 119 | 119       | 119 | 119       | 119 | 119       | 119 |
| 120            | 120 | 120     | 120 | 120       | 120 | 120       | 120 | 120       | 120 | 120       | 120 |



TOPLEY RICHFIELD MINING CO. LTD.  
ASSAY PLAN N° 2 LEVEL  
Scale 1" = 30 ft.  
PLATE 3.

10200

10100

10000

9900

9800

00001

00501

00801

9000

10301

00201

9500

00101

9400

00001

0060

9700