











LEGEND

-  Surface trench
-  Horizontal projection of Diamond-Drill Holes
-  Sections of core mineralized with molybdenite
-  Outcrop, remainder of ground is either gravel knoll or spruce swamp
-  Massive quartz-diorite
-  Fractured, but unmineralized quartz-diorite
-  Stockwork of quartz stringers, part of halo of silicification
-  Silicified fracture zone, some Mo, " " " " "
-  Quartz-molybdenite-sealed breccia.
- 
- 