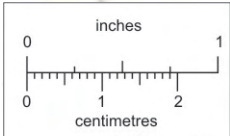


Map 60  
92 0/3 W  
2170

Clinton

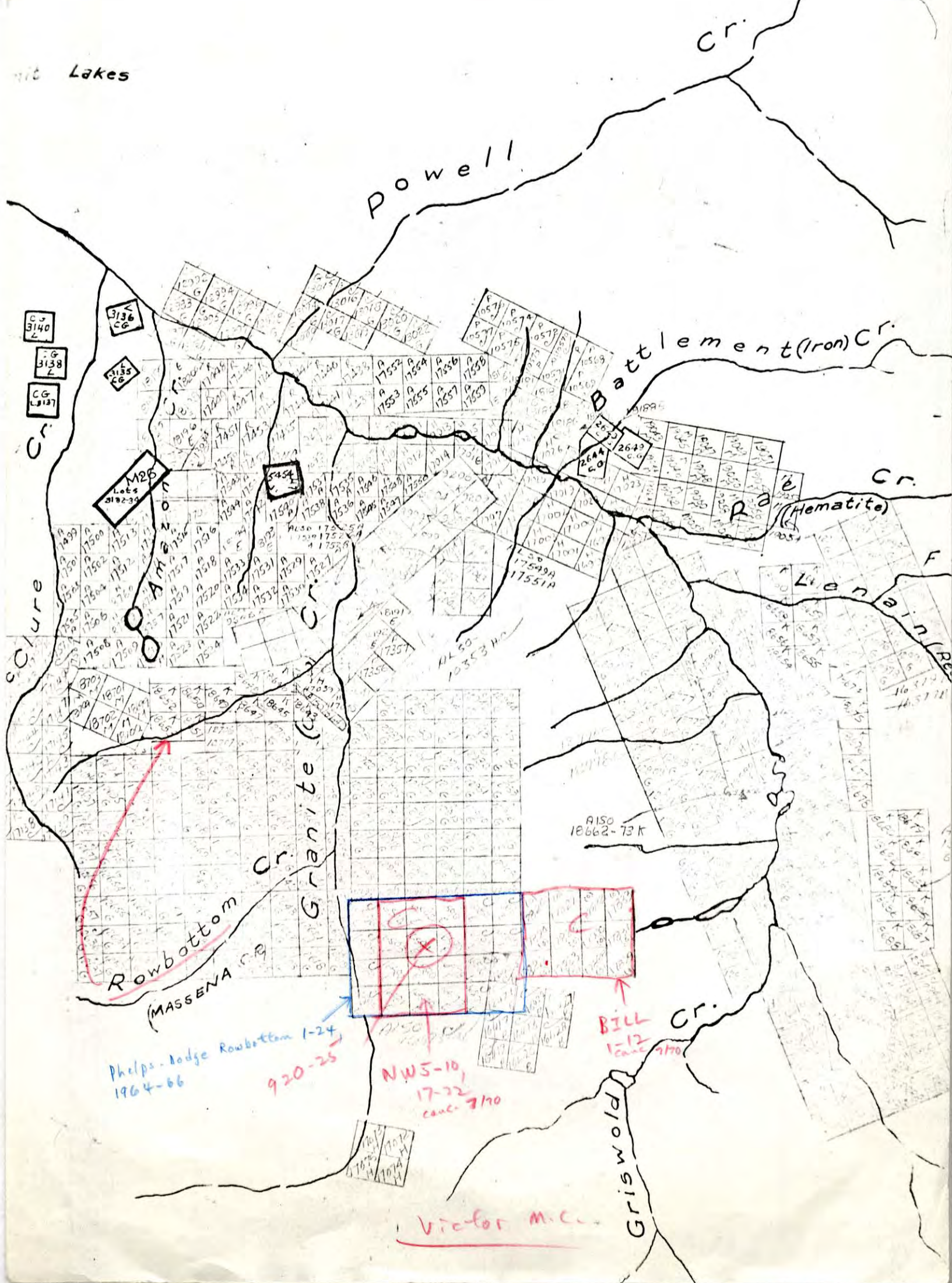
013240

51° 12' 30"  
SE



This reference scale bar has been added to the original image. It will scale at the same rate as the image, therefore it can be used as a reference for the original size.

Min. Dep 920-25





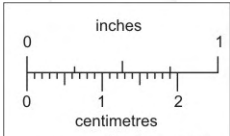
920/3W

Phelps Dodge

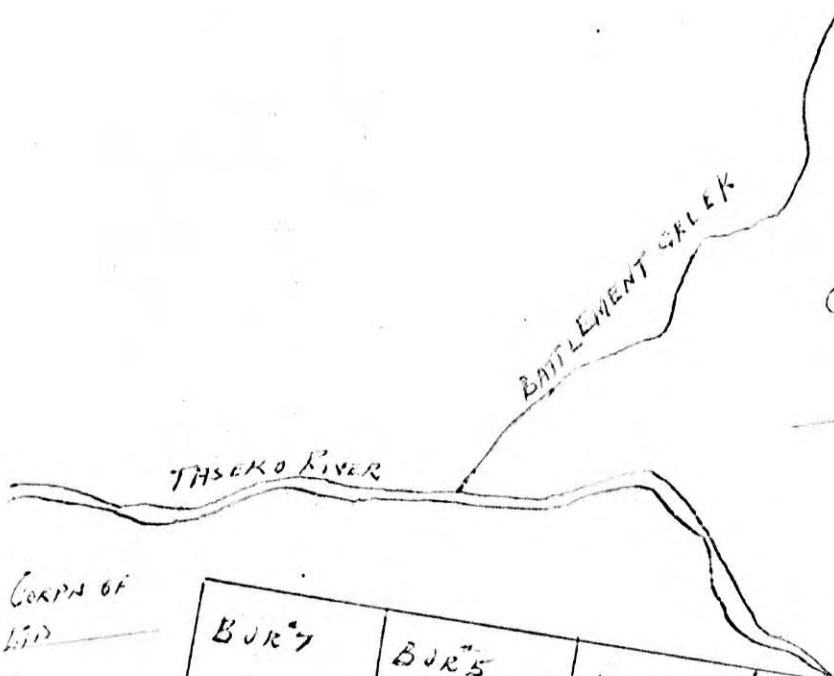
Bur

163

Bill 0920.025.



This reference scale bar has been added to the original image. It will scale at the same rate as the image, therefore it can be used as a reference for the original size.



Clinton  
9560-69

7/18/60  
15/2/63  
12/3/63

PHILIPS DODGE CORP. OF  
CINCINNATI  
11-13  
9560-69

BUR <sup>7</sup>	BUR <sup>5</sup>	BUR <sup>3</sup>	BUR <sup>2</sup>	BUR <sup>1</sup>
Bill 10 9569	Bill 8 9567	Bill 6 9565	Bill 4 9563	Bill 2 9561
Bill 9 9568	Bill 7 9566	Bill 5 9564	Bill 3 9562	Bill 1 9560







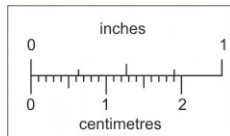
920/3W

Feb 10/71

920025  
920063

Teek 1-22 063

NW 1-18  
023



This reference scale bar has been added to the original image. It will scale at the same rate as the image, therefore it can be used as a reference for the original size.

