





BRITISH COLUMBIA
BIOLOGICAL SURVEY

This reference scale bar has been added to the original image. It will scale at the same rate as the image, therefore it can be used as a reference for the original size.

NIMPKISH LAKE AREA

SCALE: 1 mi to 1 in.

- 
Lime
- 
Granite
- 
Mineral
- 
Qtzite, etc.

92L/4W
92-34, 43, 12, 36

012342