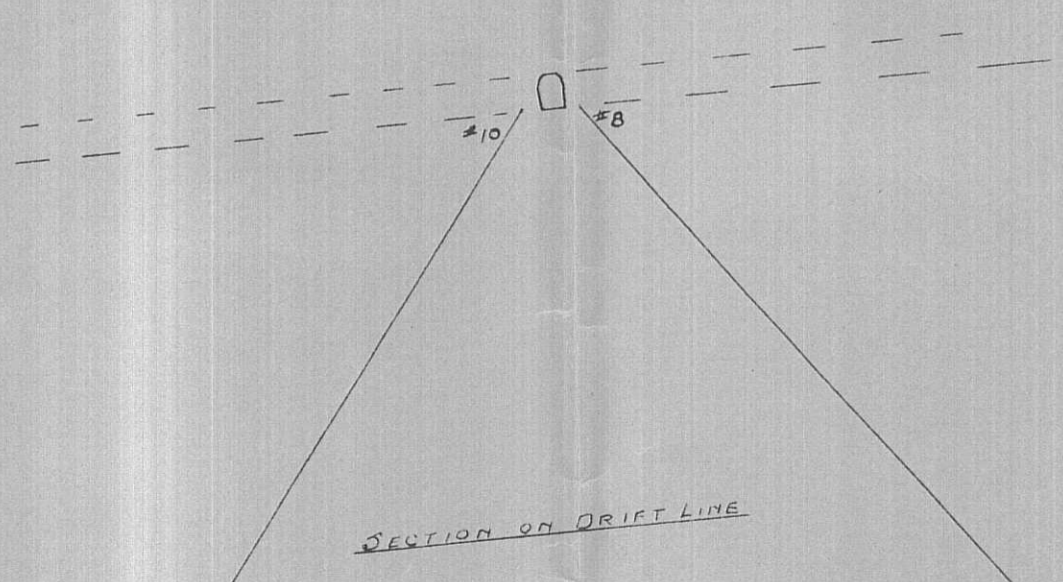






NO	WIDTH	VALUE
615	0.9	.02
682	2.0	.01
625	1.0	.02
623	0.8	.02
689	6.0	Tr
688	2.0	.01

No 5 HOLE



No 8 HOLE

NO	WIDTH	VALUE
702	2.0	.01
703	1.5	.01
836	1.0	Tr
835	1.5	-
824	1.5	-
833	1.8	.01
832	0.7	.01
831	2.5	.01
830	1.5	Tr
829	1.5	-
828	2.0	-
827	1.0	-
826	1.5	-
825	1.5	-
824	1.0	-
823	1.5	-
822	1.5	-
821	1.5	.01
820	0.5	Tr
819	2.0	-



NO	WIDTH	VALUE
815	2.0	.07
814	1.5	.06
815	3.0	.02
816	3.0	.02
817	2.0	.02

No 10 HOLE

925/15W  
925-30

SPECIAL SECTION  
#8 AND #10 D.D. HOLES.  
Scale 1"=40'.  
WAYSIDE CONSOLIDATED GOLD MINES LIMITED (N.P.L.)

PROPERTY FILE  
92JNE030

011344