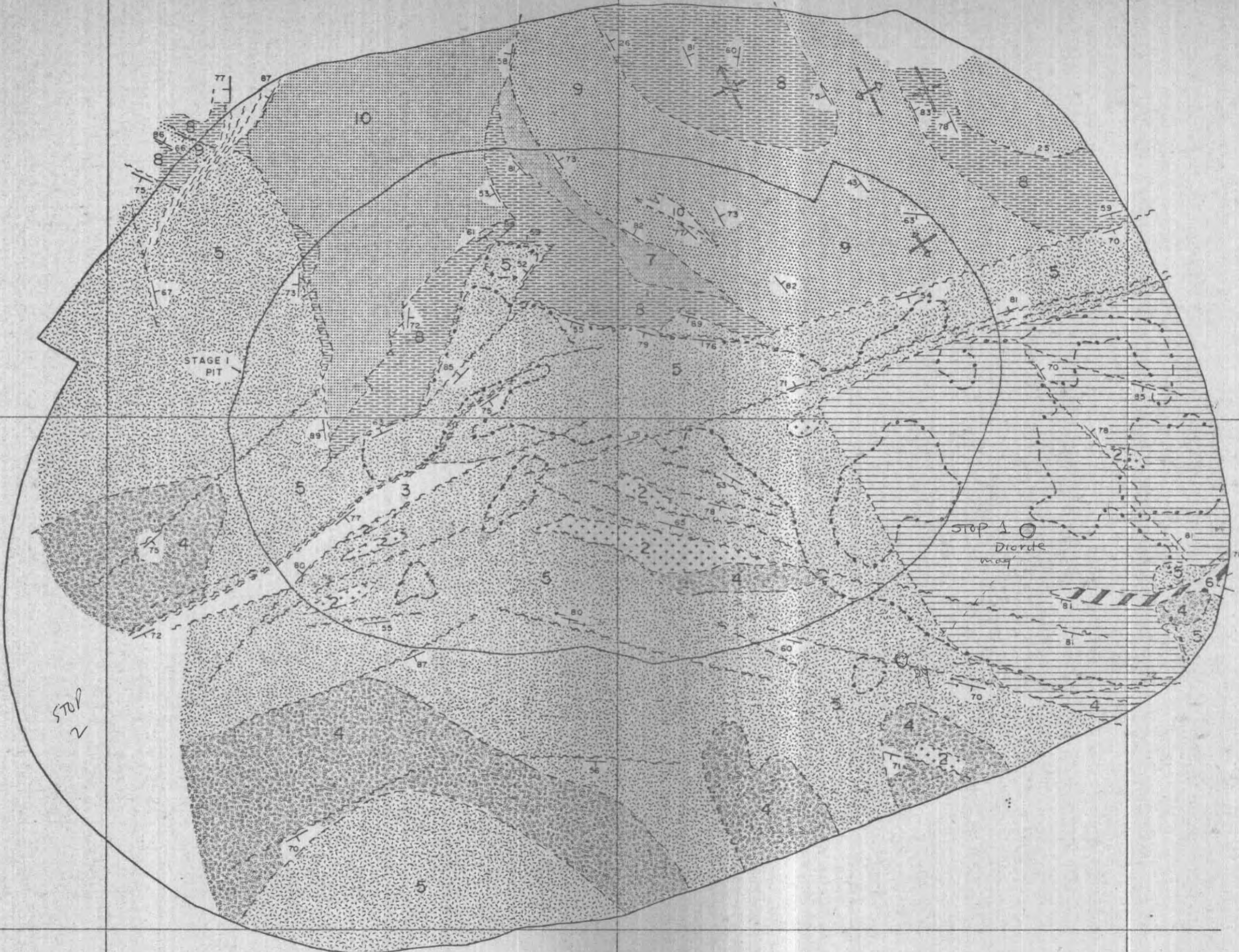


14000 N



13000 N

12000 N



LEGEND

TERTIARY - KAMLOOPS GROUP

- VOLCANICS - DACITE FLOWS, DYKES and SILLS
- ARKOSIC SANDSTONE
- SILTSTONES, MUDSTONES
- SHALES

- ANDESITE DYKE

TRIASSIC - IRON MASK UNITS

- GRAY DIORITE - DIORITE, MICRODIORITE locally PORPHYRITIC, BRECCIATED
- BROWN DIORITE - as above with FE-STAINED PLAG.
- LEUCODIORITE - WHITE, highly altered
- SYENITE

NICOLA GROUP

- VOLCANICS - ANDESITE

SYMBOLS

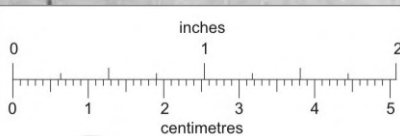
- Fault
- Rock Unit Contact
- Ore Outline
- Strike and Dip
- Folding

AFTON OPERATING CORPORATION

GEOLOGICAL PLAN
1950 BENCH

APRIL 1983

009814



BRITISH COLUMBIA GEOLOGICAL SURVEY
This reference scale bar has been added to the original image. It will scale at the same rate as the image, therefore it can be used as a reference for the original size.



7500 E

8500 E

9500 E

14000 N

13000 N

12000 N

7500 E

8500 E






9500 E



TERTIARY

TRIASSIC
(IRON MASK)

ALTERATION ZONING

-  — Intense Hematitic Zone
-  — Magnetite Zone
-  — Phyllic Zone
-  — Pyrite Zone
-  — .25 Copper Outline

AFTON OPERATING
CORPORATION
1950 BENCH


APRIL 1983

*Hem.
pyrite
leuco
cherte*

*leucoderite (phyllic)
pyrite pods*


inches
0 1 2

centimetres
0 1 2 3 4 5



This reference scale bar has been added to the original image. It will scale at the same rate as the image, therefore it can be used as a reference for the original size.

0 100 200 300 400



F E E T

14000 N

13000 N

12000 N





7500 E

8500 E

9500 E




COPPER GRADE
CONTOURS

-  — .25 % Cu
-  — .50
-  — 1.00
-  — 2.00

AFTON OPERATING
CORPORATION
1950 BENCH


APRIL 1983

0 1 2
0 1 2 3 4 5
inches
centimetres



This reference scale bar has been added to the original image. It will scale at the same rate as the image, therefore it can be used as a reference for the original size.

0 100 200 300 400
FEET



14000 N

13000 N

12000 N

7500 E

8500 E


9500 E

TERTIARY

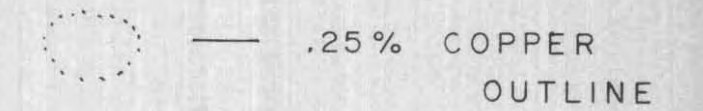
TRIASSIC
(IRON MASK)



GOLD DISTRIBUTION



1 < 2 < 3 < 4



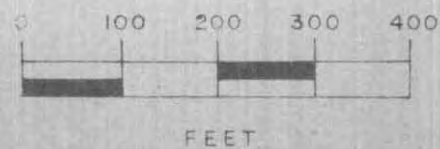
AFTON OPERATING
CORPORATION

1950 BENCH

APRIL 1983

*Generalization 0.016 Au with 1% Cu
ag/au ~ 10/1*

This reference scale bar has been added to the original image. It will scale at the same rate as the image, therefore it can be used as a reference for the original size.



14000 N

13000 N

12000 N

7500 E

8500 E


9500 E

TERTIARY

TRIASSIC
(IRON MASK)



COPPER / GOLD / COPPER
RATIOS



AFTON OPERATING
CORPORATION
1950 BENCH

APRIL 1983

