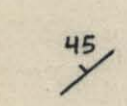



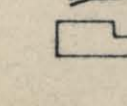






LEGEND

ROCK TYPES

- Andesite (Wellington type)
- Andesite (Idaho type)
- Diorite
- Argillite, Volcanics
Hornfels, Tuffs (Wallace)

MAP SYMBOLS

-  Strike and Dip
-  Fault
-  Outcrop
-  Geological Contact
-  Portal of Adite
-  Trench
-  Shaft
-  Road
-  Building



TECK CORPORATION LIMITED
BEAVERDELL, B.C.

SURFACE GEOLOGY
OF
BEAVERDELL

SCALE: 1"=100' COMPILED: R.S.V. - JAN., 1972